



UNITRON GROUP 4605 3-Way dSCR Smart Splitter User Manual

[Home](#) » [UNITRON GROUP](#) » UNITRON GROUP 4605 3-Way dSCR Smart Splitter User Manual 



User Manual
3-way SCR Smart Splitter
Ref. 4605



No part of this manual may be copied, reproduced, transmitted, transcribed or translated into any language without permission.

Unitron reserves the right to change the specifications of the hardware and software described in these manuals at any time.

Unitron cannot be held liable for any damages resulting from the use of this product. Specifications are subject to change without notice. 11/21

© Unitron – Frankrijklaan 27 – B-8970 Poperinge – Belgium

T +32 57 33 33 63 F +32 57 33 45 24

Contents

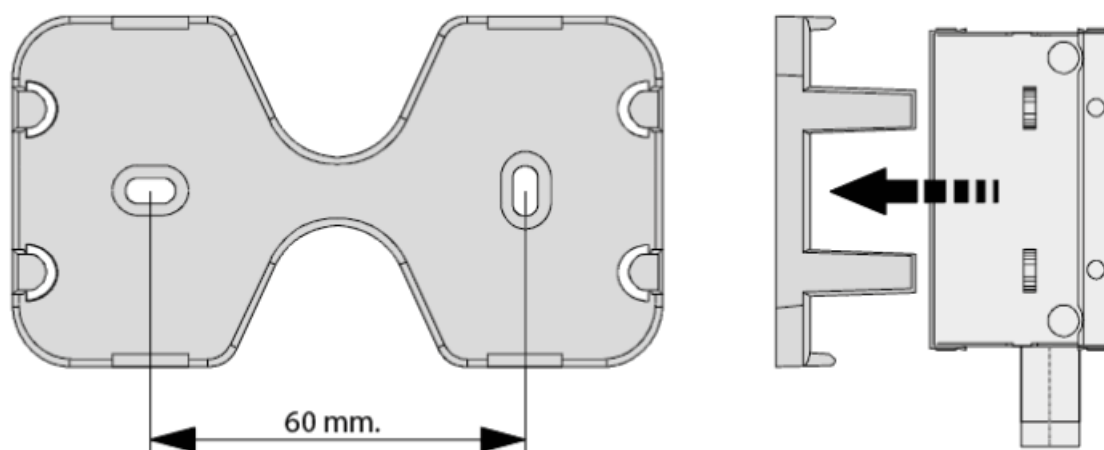
- [1 PRODUCT DESCRIPTION](#)
- [2 INSTALLATION OF THE HARDWARE](#)
- [3 TECHNICAL SPECIFICATIONS](#)
- [4 SAFETY INSTRUCTIONS](#)
- [5 CONDITIONS OF WARRANTY](#)
- [6 THE WARRANTY IS NOT APPLIED IF](#)
- [7 Documents / Resources](#)
 - [7.1 References](#)
- [8 Related Posts](#)

PRODUCT DESCRIPTION

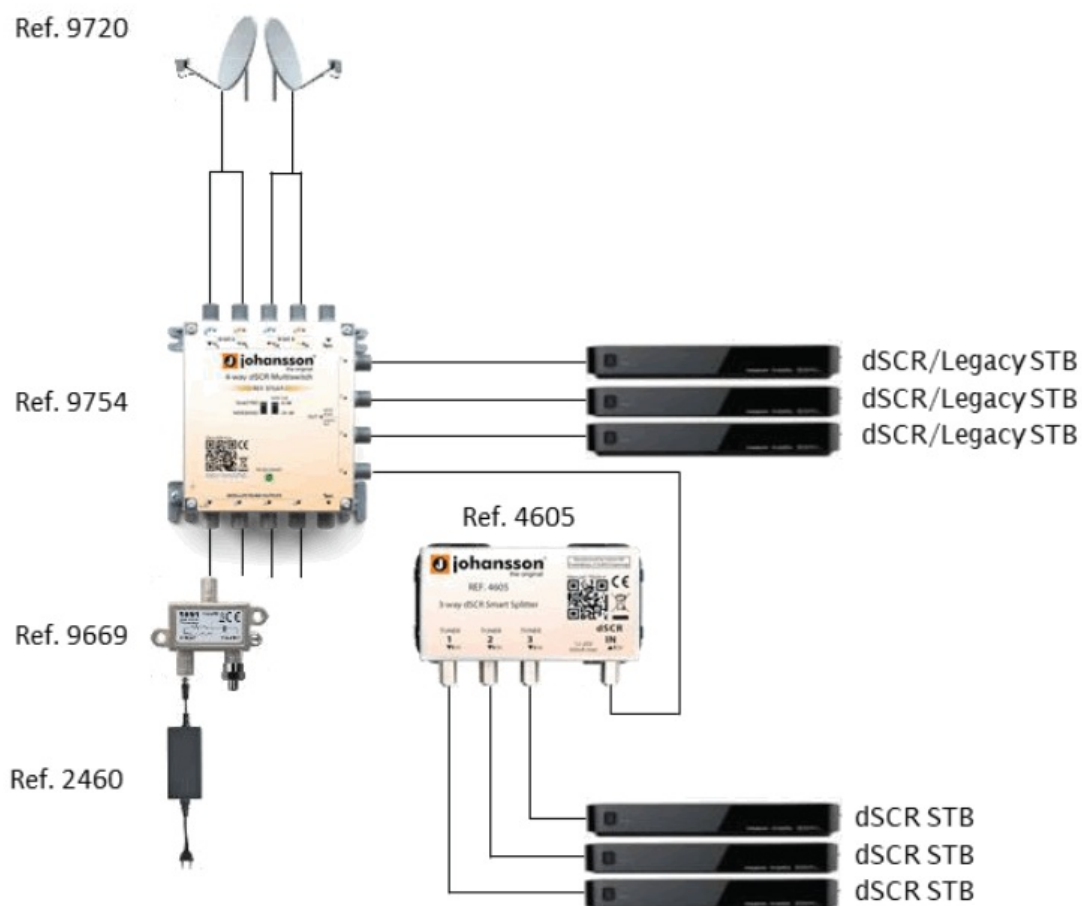
Standard splitters can give collisions when two commands come at the same time or when one of the set-top boxes uses a permanent high voltage. A smart splitter captures the commands of the different set-top boxes and serializes them to guarantee no collisions happen.

- Indoor housing
- 3-way smart splitter for dSCR application
- Supports the following standards: EN50494 & EN50607
- No power adapter needed
- Buffers and sends out the different command signals

Bracket mounting



INSTALLATION OF THE HARDWARE



TECHNICAL SPECIFICATIONS

4605		
Inputs	–	1
Outputs	–	3
Frequency range	MHz	5-2150
Insertion loss	dB	9
Return loss in / out	dB	> 10
DC power pass	mA	50 max.
Input voltage	VDC	12 min. / 20 max.
DiSEqC	–	DiSEqC compliant
SCR standard	–	EN50494 – EN50607
Dimensions	mm	114 x 56 x 35

SAFETY INSTRUCTIONS



Read these instructions carefully before connecting the unit



To prevent fire, short circuit, or shock hazards:

- Do not expose the unit to rain or moisture.
- Install the unit in a dry location without infiltration or condensation of water.
- Do not expose it to dripping or splashing.
- Do not place objects filled with liquids, such as vases, on the apparatus.
- If any liquid should accidentally fall into the cabinet, disconnect the power plug.



To avoid any risk of overheating:

- Install the unit in a well aery location and keep a minimum distance of 15 cm around the apparatus for sufficient ventilation
- Do not place any items such as newspapers, tablecloths, or curtains, on the unit that might cover the ventilation holes.
- Do not place any naked flame sources, such as lighted candles, on the apparatus
- Do not install the product in a dusty place
- Use the apparatus only in moderate climates (not in tropical climates)
- Respect the minimum and maximum temperature specifications



To avoid any risk of electrical shocks:

- Connect apparatus only to socket with protective earth connection.
- The mains plug shall remain readily operable
- Pull out the power plug to make the different connections of cables
- To avoid electrical shock, do not open the housing of the adapter.



Maintenance



Only use a dry soft cloth to clean the cabinet.



Do not use solvent



For repairing and servicing refer to qualified personnel.



Dispose according your local authority's recycling processes

CONDITIONS OF WARRANTY

Unitron N.V. warrants the product as being free from defects in material and workmanship for a period of 24 months starting from the date of production indicated on it. See note below.

If during this period of warranty the product proves defective, under normal use, due to defective materials or workmanship, Unitron N.V, at its sole option, will repair or replace the product. Return the product to your local

dealer for reparation

THE WARRANTY IS APPLIED ONLY FOR DEFECTS IN MATERIAL AND WORKMANSHIP AND DOES NOT COVER DAMAGE RESULTING FROM:

- Misuse or use of the product out of its specifications.
- Installation or use in a manner inconsistent with the technical or safety standards in force in the country where the product is used
- Use of non-suitable accessories (power supply, adapters...).
- Installation in a defective system.
- External causes beyond the control of Unitron N.V. such as drops, accidents, lightning, water, fire, improper ventilation...

THE WARRANTY IS NOT APPLIED IF

- Production date or serial number on the product is illegible, altered, deleted, or removed.
- The product has been opened or repaired by a non-authorized person.

NOTE



Date of production can be found in the product's serial number code. The format will either be "YEAR W WEEK" (e.g., 2018W01 = year 2018 week 1) or "YYWW" (e.g., 1847 = year 2018 week 47).



UNITRON NV
Frankrijklaan 27 B-8970 Poperinge Belgium
T +32 57 33 33 63
F +32 57 33 45 24

sales@unitrongroup.com
www.unitrongroup.com

Documents / Resources

 <p>User Manual</p> <p>3-Way dSCR Smart Splitter Ref. 4605</p> 	<p>UNITRON GROUP 4605 3-Way dSCR Smart Splitter [pdf] User Manual 4605, 3-Way dSCR Smart Splitter, dSCR Smart Splitter, Smart Splitter, 4605, Splitter</p>
---	--

References

-  [Unitron Group • Your dedicated partner for customize IP and RF solutions.](#)