



# UNITOPSCI Q3535A4 MP5 Car Multimedia Player Carplay User Manual

[Home](#) » [UNITOPSCI](#) » UNITOPSCI Q3535A4 MP5 Car Multimedia Player Carplay User Manual 

## Contents

- [1 UNITOPSCI Q3535A4 MP5 Car Multimedia Player Carplay](#)
- [2 Function introduction](#)
- [3 Documents / Resources](#)
- [4 Related Posts](#)

# UNITOPSCI®

UNITOPSCI Q3535A4 MP5 Car Multimedia Player Carplay



#### Notice:

1. The Carplay function only supports Apple mobile phone connection, the data cable used during the connection process must be the original Apple mobile phone data cable
2. The Android Auto function can only support the connection of Android phones, and the Huawei version of phones does not support connection. Moreover, your Android phone needs to support Google services and install Android Auto software
3. Before using the Android Auto function, please open the Android Auto software in your phone to check whether it can be used normally. If the phone prompts you to update, please update the software first
4. When you connect to Android Auto for the first time, it will take a little longer to wait. This is a normal phenomenon. When you connect for the second time and thereafter, the car player will automatically recognize your mobile phone.
5. Due to different solutions, the Carplay and Android Auto functions of MP5 car players are used in different ways. If your machine cannot click to enter the Phonelink APP, please see the last part of the manual and use another method to connect
6. All the following pictures are for reference only. Different car multimedia players and different mobile phones have different connection interfaces. Please refer to the actual product pictures.

#### Function introduction

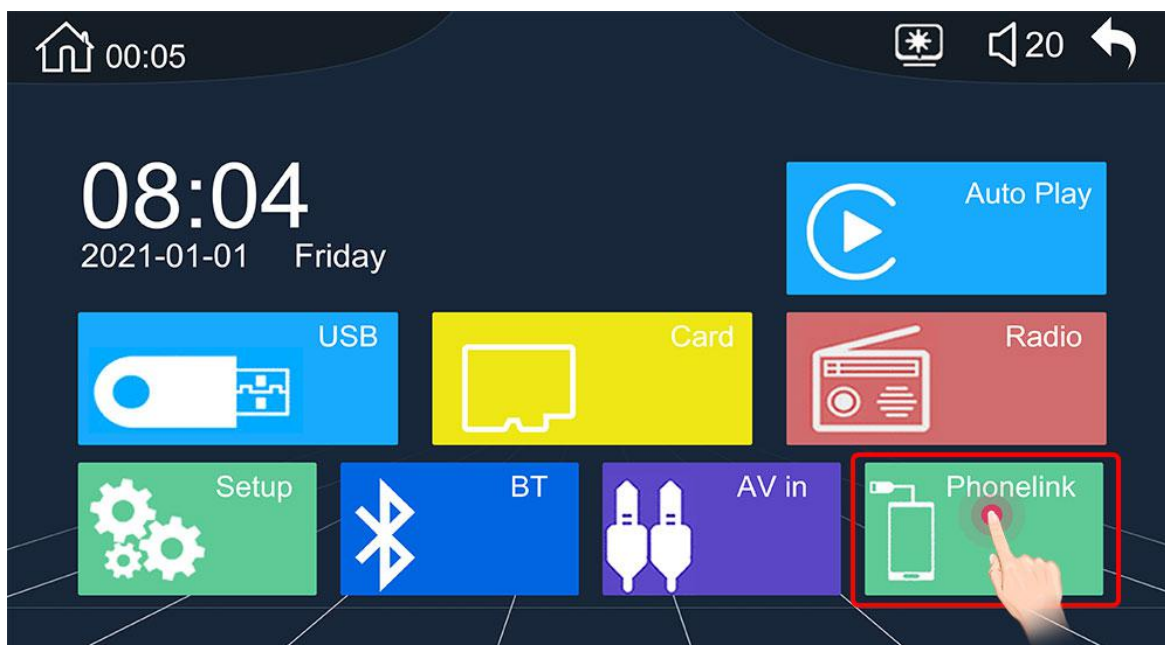
The Carplay function allows you to use all the functions on your phone without having to do it, including playing music, navigating, calling, reading text messages, and even watching online videos, etc. Carplay can use most of the basic functions of the mobile phone through the control panel of the car, some of which include: Siri voice assistant tool, iTunes music player, Apple map and SMS service. With Carplay, drivers can make and receive calls without leaving the steering wheel with their hands. In addition, they can hear the content of voice mails.

Click on the Phonelink APP, if you can't enter the APP, please follow the steps below:

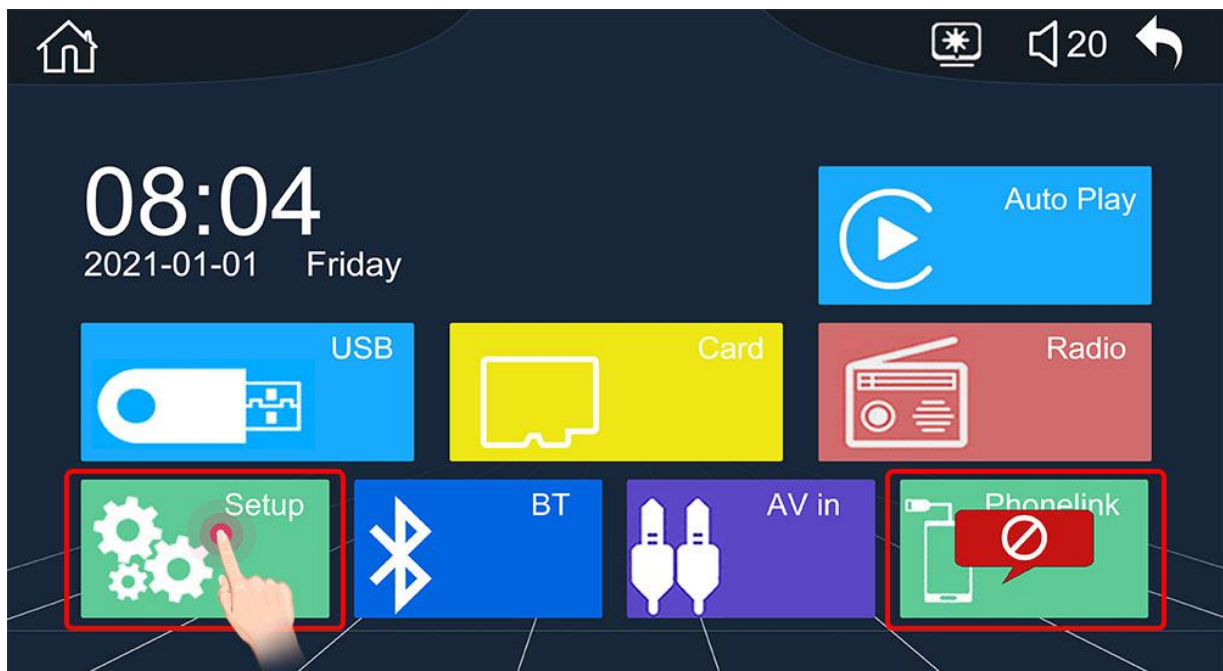
1. Open the car player and click the icon in the upper left corner to enter the main interface



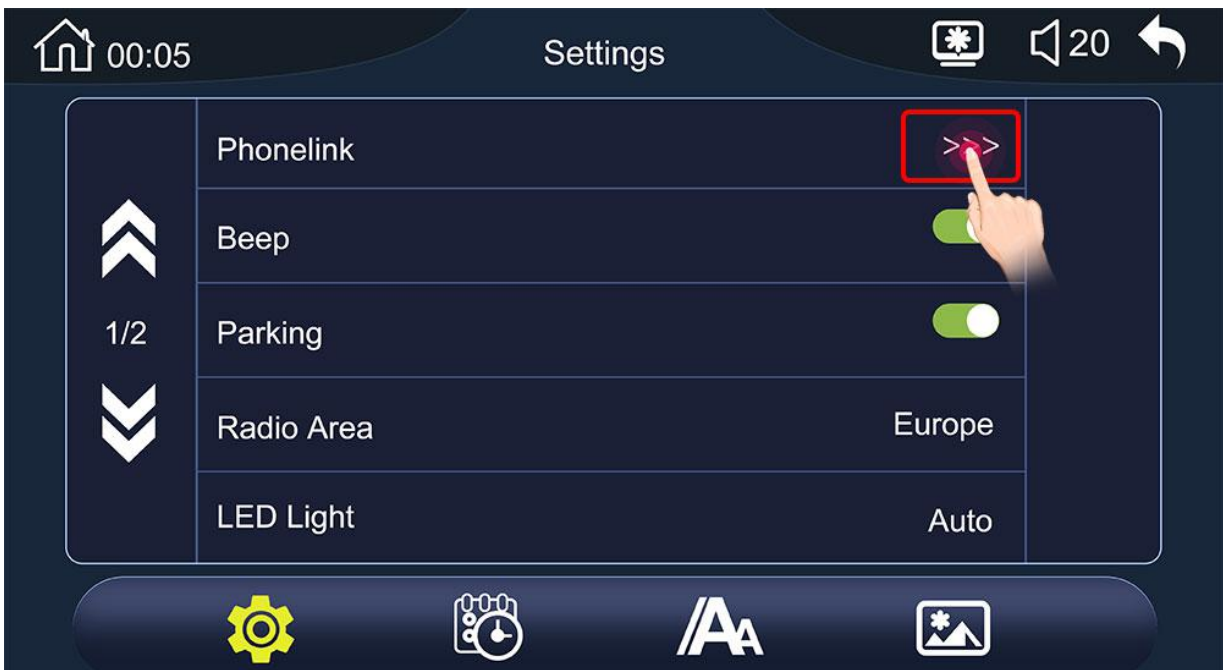
2. Click on Phonelink APP



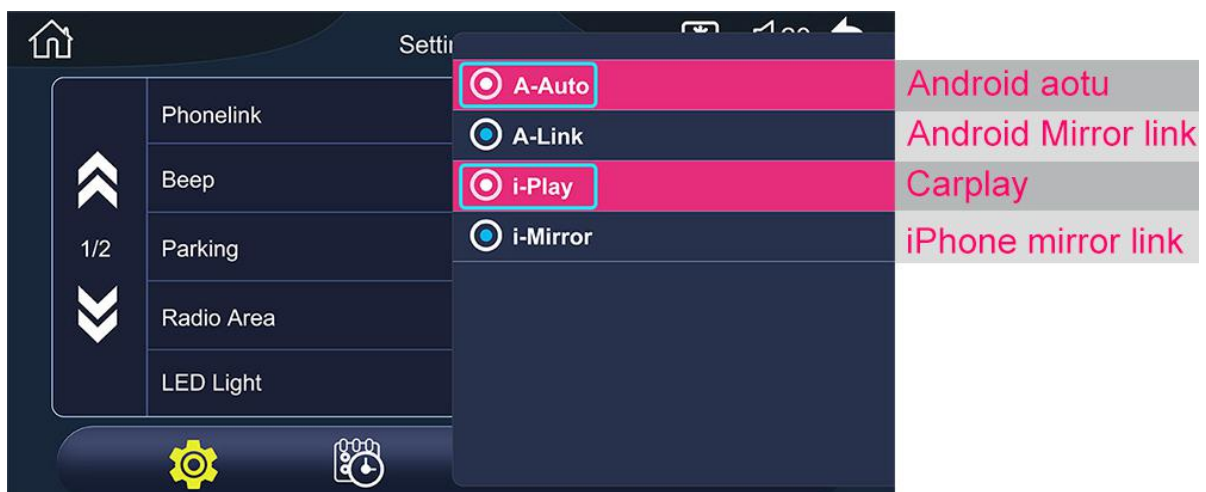
3. Due to the different schemes, the Phonelink APP of the car player in this scheme cannot be accessed. At this time, you need to click Settings



4. After entering the setting interface, click the arrow on the right of Phonelink



5. Pink means selected, if you need to use Android Auto and Carplay functions, as shown in the figure, you need to select A-Auto, i-Play



6. After selecting, you can use the Android Auto function and Carplay function as long as you need to use the original USB data cable to connect the mobile phone and the car player



**Carplay connection picture**

**Note:**

1. If you need to use the mobile phone interconnection function, please select A-Link, i-Mirror, and use the USB data cable to connect the mobile phone and the car player.
2. Select both Android Auto and Android phone interconnection, or select Carplay and Apple phone interconnection at the same time, these two options are not supported. You can only select one of Android Auto and Android phone interconnection, Carplay and Apple phone interconnection.

**Documents / Resources**

MP5 car multimedia player Carplay, Android Auto Function manual	<a href="#">UNITOPSCI Q3535A4 MP5 Car Multimedia Player Carplay [pdf] User Manual</a> Q3535A4, MP5 car multimedia player Carplay, Q3535A4 MP5 car multimedia player Carplay, car multimedia player Carplay, multimedia player Carplay, player Carplay, Carplay
---	---