



# UNiKA PRO IS2 Pro Series Audio Interface Dual Passive ISO Transformer User Manual

[Home](#) » [UNiKA](#) » UNiKA PRO IS2 Pro Series Audio Interface Dual Passive ISO Transformer User Manual 


# UNiKA

PROFESSIONAL AUDIO  
USER MANUAL

PRO IS2

PRO SERIES AUDIO INTERFACE  
DUAL PASSIVE ISO TRANSFORMER  
DESIGN & MADE IN TAIWAN





## Contents

- [1 GENERAL PRECAUTION BEFORE USE](#)
- [2 PRODUCT OVERVIEW](#)
- [3 PARAMETER TEST CONDITIONS](#)
- [4 FEATURES](#)
- [5 WHEN TO USE PRO IS2](#)
- [6 APPEARANCE PARTS & FUNCTIONS](#)
- [7 ELIMINATING GROUND LOOP NOISE](#)
- [8 CONNECTORS WIRING GUIDE](#)
- [9 SYSTEM CONNECTION GUIDE-STAGE](#)
- [10 SYSTEM CONNECTION GUIDE-FIXED INSTALLATION](#)
- [11 SPECIFICATIONS](#)
- [12 Documents / Resources](#)

## GENERAL PRECAUTION BEFORE USE

Thank you for purchasing the UNiKA PRO SERIES AUDIO INTERFACE. Before using, please read this manual carefully and pay attention to every detail that you must pay attention to. If you use a mixer to connect to this interface, please turn off the mixer power and +48V phantom power before connecting, and then turn on the power and phantom power after inserting the signal cables. For passive models, please do not turn on the

phantom power to avoid leakage or damage the equipment.

If using a model with a volume knob, turn the volume knob to the minimum. During use, please do not plug or unplug the wires arbitrarily to avoid signal loss. Please refer to the following instructions for the soldering method of the plugs to ensure the expected level and keep the signal smooth.

If you need further installation or operation guidance, please directly contact UNiKA's dealer or distributor, or write to the following mail address for help:



[info@unikapro.com](mailto:info@unikapro.com)

## PRODUCT OVERVIEW

PRO IS2 is a passive two-input and two-output isolated signal splitter without the need to install batteries or provide phantom power.

PRO IS2 has a pair of built-in UNiKA-PRO EI9AE3R3 1.25:1 isolation transformer with special coating and surrounded by Oriental silicon steel shield which has a special copper foil layer and a dedicated ground layer, which allows this device to restore high signal/noise ratio and dynamic sound, and can avoid unnecessary Leakage caused by radio frequency interference, ground interference and potential difference. PRO IS2 is particularly suitable for recording studios, live performances and fixed installation projects.

PRO IS2's input uses Combi sockets, suitable for both balance XLR and TRS plugs. The CH-1/CH-2 output channels each have independent UNiKAPRO™ isolation transformer and independent GND/LIFT switch for easy connection to remote or different power sources at the end of the equipment to eliminate the leakage and noise caused by the potential difference and the ground loop.



### CAUTION

This product has undergone rigorous inspection before leaving the factory. If customers encounter failures during use, please contact your local dealer or distributor for replacement or repairing, do not disassemble the case or replace parts by yourself, which will invalidate the warranty.

For details, please refer to the warranty regulations in the enclosed warranty card, and fill in the details, and get a valid stamp or signature of the dealer or distributor.

## PARAMETER TEST CONDITIONS

In the development and manufacturing process, Audio Precision's 2700 series and 500 series are used to test and verify electrical characteristics.

## FEATURES

- One input & three output audio splitter
- CH-1/CH-2 are equipped with separate UNiKA-PRO EI9AE3R3 isolation transformer
- Use XLR jack for input
- Set the PHASE REVERSE button for CH-2 input
- The output is equipped with independent GND/LIFT switches

## WHEN TO USE PRO IS2

PRO IS2's CH-1/CH-2 are each equipped with independent EI9AE3R3 professional audio isolation transformer, which is a transformer that works in the audio range, also known as a low-frequency transformer. The frequency range is generally from 20 to 20000 Hz. It is mainly used for audio transmission between systems or devices. It can completely isolate the potential difference between two systems, avoid hum interference caused by ground loop problems, and prevent excessive potential difference from damaging the input level of the device. The safe transmission of signals is an essential product for long-distance transmission of analog audio systems.

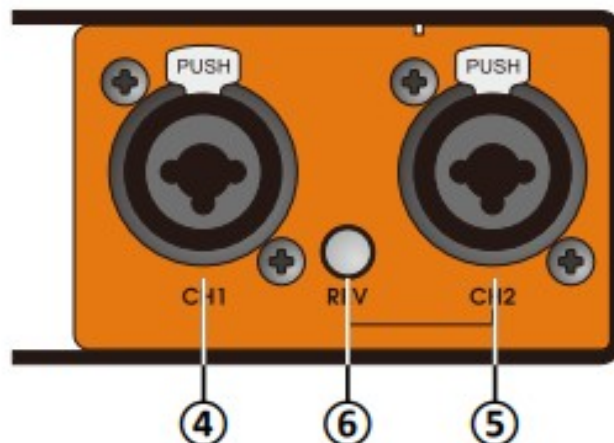
However, since it does not have an input amplifier circuit and attenuator, it can only transmit balanced signals through an isolation transformer or convert unbalanced signals into balanced signals for transmission, and does not have the function of increasing the level. If the input signal is of a high-impedance type, such as musical

instruments or some players, it is recommended to use other DIs with input attenuators in the PRO series to transmit signals. These DIs also have built-in EI9AE3R3 professional audio isolation transformer.

The CH-2 is attached with an invert button. If your wire's hot pin is pin-3, you can press this button to switch the hot pin to pin-2.

Each output has an independent GND/LIFT button to ground or float pin-1 of the output to eliminate noise or leakage in the event of ground noise or inadvertent ground loops.

## **APPEARANCE PARTS & FUNCTIONS**



1. CH-1 signal output: XLR terminal pass through the isolation transformer.
2. Output grounding/floating switch: when the switch is not pressed, the first pin (PIN-1) of XLR is grounded. PIN-1 will be disconnected from ground after pressing. This button should depend on the system. Used in the situation, in order to isolate the ground loop noise or leakage.
3. CH-1 signal output: XLR terminal pass through the isolation transformer.
4. Signal input: One XLR jack be able to input balance LINE signal.
5. Direct monitor output: XLR terminal, direct-through output without isolation transformer.
6. REV: The CH-2 is attached with an invert button. If your wire's hot pin is pin-3, you can press this button to switch the hot pin to pin-2.

## ELIMINATING GROUND LOOP NOISE

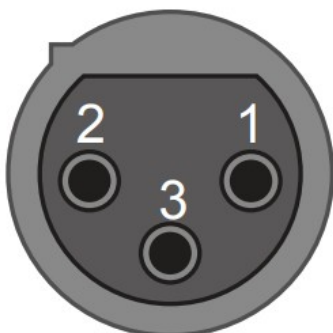
The built-in channel independent balanced isolation transformer has solved the potential difference leakage problem. When the system causes a ground loop due to poor wiring, the noise can be eliminated through the GND/LIFT button.



The GND/LIFT button determines whether pin 1 of the output XLR is grounded, grounded when it bounces, and disconnected from ground when pressed.

## CONNECTORS WIRING GUIDE

### XLR-Female connector



### XLR-Male output jack



- 1-Shield pin
- 2-Hot pin
- 3-Cold pin

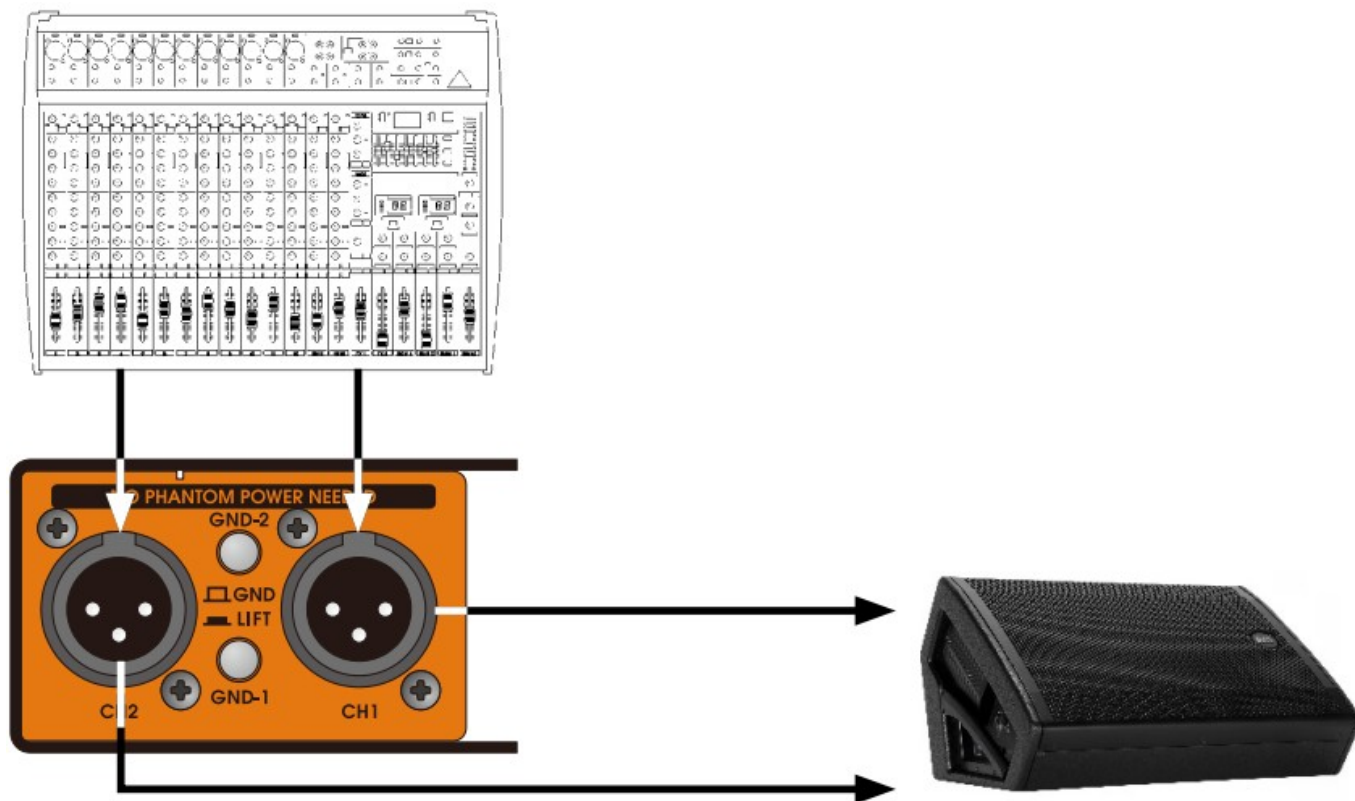
The unbalanced connection, pin-2 is hot, pin-3 is shield paralleled with pin-1.



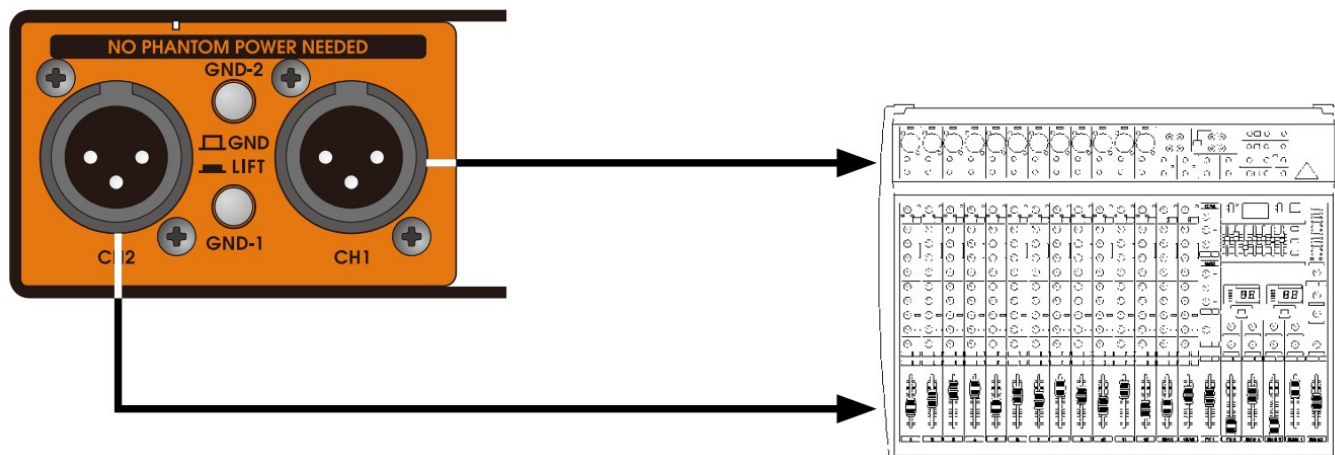
## SYSTEM CONNECTION GUIDE-STAGE

When the stage and F.O.H. be powered by different power supply source

### FOH CONSOLE



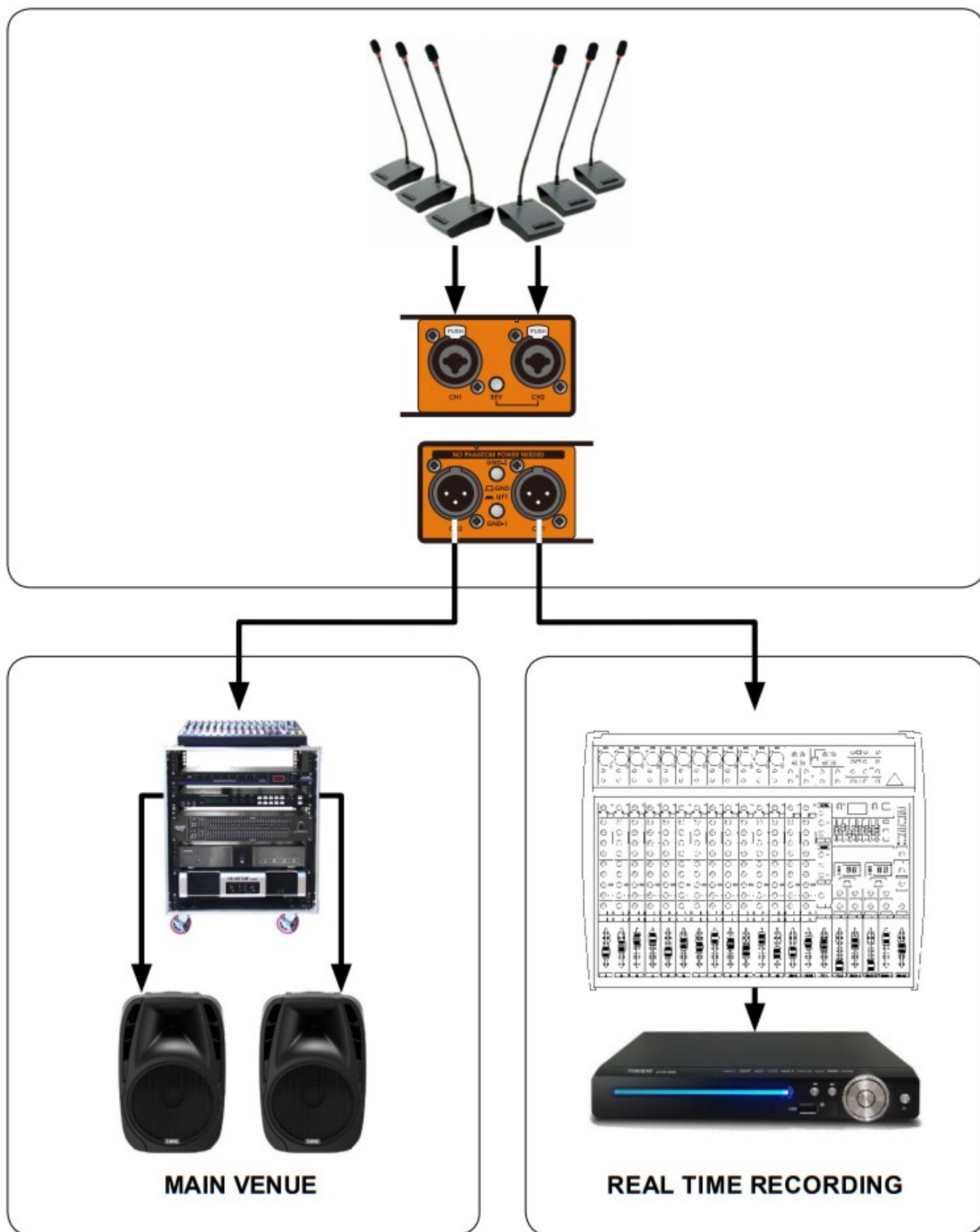
SELF-POWERED STAGE MONITOR OR FOH SPEAKER POWERED BY DIFFERENT POWER SOURCE



MONITOR OR PRODUCTION CONSOLE POWERED BY DIFFERENT POWER SOURCE

## SYSTEM CONNECTION GUIDE-FIXED INSTALLATION

When the main and extension system be used by different power supply source



## SPECIFICATIONS

(Specifications are subject to change without notice.)

**PRO IS2**



Circuit principle	Passive/Transformer balance output
Input connector	2 x Combi jacks
Monitor out connector	N/A
Input impedance	4.7K $\Omega$ balance/10K $\Omega$ unbalance
Output impedance	600 $\Omega$
Max. input level before clipping	+22dB
Max Output level	+22dB
Output connector	2 x Male XLR through ISO Transformer
Output GND/LIFT switch	Independent push button for each channel
Frequency response	20Hz-20KHz, -0.3/+0.1dB
S/N ratio @20Hz~20KHz un-weight	>120dB
T.H.D. @1KHz 0dBV output	<0.02%
Transformer Ratio	1.25:1
Chassis	1.6mm/1.2mm steel cabinet and chassis
Surface finished	Durable complex painting
Dimension (W x D x H)	78 x 124 x 46 mm
Weight	0.62kg
Shipping weight	0.65kg
Packing per carton	20pc/13.60kg
Shipping dimension per carton	305 X 283 X 195 mm

# UNiKA

PROFESSIONAL AUDIO

UNiKA Electronic Co., Ltd.

[www.unikapro.com](http://www.unikapro.com)

6F, No.168, Xin-Hu 2nd Rd.  
Nei-Hu District, Taipei City. 11494.  
Taiwan, R.O.C.



+886 2 27933017




+886 2 27928264



[info@unikapro.com](mailto:info@unikapro.com)

**Documents / Resources**

	<p><a href="#">UNiKA PRO IS2 Pro Series Audio Interface Dual Passive ISO Transformer</a> [pdf] User Manual</p> <p>PRO IS2 Pro Series Audio Interface Dual Passive ISO Transformer, PRO IS2, Pro Series Audio Interface Dual Passive ISO Transformer, Interface Dual Passive ISO Transformer, Dual Passive ISO Transformer, Passive ISO Transformer, ISO Transformer, Transformer</p>
---	--