



UNiKA PRO 3SP Series Audio Interface Triple Passive ISO Transformer User Manual

[Home](#) » [UNiKA](#) » UNiKA PRO 3SP Series Audio Interface Triple Passive ISO Transformer User Manual 

UNiKA

P R O F E S S I O N A L A U D I O

USER MANUAL

PRO 3SP

PRO SERIES AUDIO INTERFACE

TRIPLE PASSIVE ISO SPLITTER

DESIGN & MADE IN TAIWAN

Contents

- [1 GENERAL PRECAUTION BEFORE USE](#)
- [2 PRODUCT OVERVIEW](#)
- [3 PARAMETER TEST CONDITIONS](#)
- [4 FEATURES](#)
- [5 WHEN TO USE PRO 3SP](#)
- [6 APPEARANCE PARTS & FUNCTIONS](#)
- [7 ELIMINATING GROUND LOOP NOISE](#)
- [8 CONNECTORS WIRING GUIDE](#)
- [9 SYSTEM CONNECTION GUIDE-STAGE](#)
- [10 SYSTEM CONNECTION GUIDE-FIXED INSTALLATION](#)
- [11 SPECIFICATIONS](#)
- [12 Documents / Resources](#)
- [13 Related Posts](#)



GENERAL PRECAUTION BEFORE USE

Thank you for purchasing the UNiKA PRO SERIES AUDIO INTERFACE. Before using, please read this manual carefully and pay attention to every detail that you must pay attention to. If you use a mixer to connect to this interface, please turn off the mixer power and +48V phantom power before connecting, and then turn on the power and phantom power after inserting the signal cables. For passive models, please do not turn on the phantom power to avoid leakage or damage the equipment.

If using a model with a volume knob, turn the volume knob to the minimum. During use, please do not plug or unplug the wires arbitrarily to avoid signal loss. Please refer to the following instructions for the soldering method of the plugs to ensure the expected level and keep the signal smooth.

If you need further installation or operation guidance, please directly contact UNiKA's dealer or distributor, or write to the following mail address for help: ✉ info@unikapro.com

PRODUCT OVERVIEW

PRO 3SP is a passive one-input and three-output isolated signal splitter without the need to install batteries or provide phantom power.

PRO 3SP has a pair of built-in UNiKA-PROTM EI9AE3R3 1.25:1 isolation transformers, which has a special copper foil layer and a dedicated ground layer, which allows this device to restore high signal/noise ratio and dynamic sound, and can avoid unnecessary Leakage caused by radio frequency interference, ground interference and potential difference. PRO 3SP is particularly suitable for recording studios, live performances and fixed installation projects. PRO 3SP's input uses XLR balanced sockets, suitable for inputting LINE signals. The XLR balanced sockets output by MONITOR are parallel and straight through without isolation transformers; CH-1/CH-2 output channels each have independent UNiKA-PRO isolation transformer and shared GND/LIFT switch for easy connection to remote or different power sources at the end of the equipment to eliminate the leakage and noise caused by the otential difference and the ground loop.



CAUTION

This product has undergone rigorous inspection before leaving the factory. If customers encounter failures during use, please contact your local dealer or distributor for replacement or repairing, do not disassemble the case or replace parts by yourself, which will invalidate the warranty.

For details, please refer to the warranty regulations in the enclosed warranty card, and fill in the details, and get a valid stamp or signature of the dealer or distributor.

PARAMETER TEST CONDITIONS

In the development and manufacturing process, Audio Precision's 2700 series and 500 series are used to test and verify electrical characteristics.

FEATURES

- One input & three output audio splitter
- CH-1/CH-2 are equipped with separate UNiKA-PROTM EI9AE3R3 1.25:1 isolation transformer
- Use XLR jack for input
- Set the direct output of MONITOR OUT without isolation transformer
- The output is equipped with a shared GND/LIFT switch

WHEN TO USE PRO 3SP

PRO 3SP's CH-1/CH-2 are each equipped with independent EI9AE3R3 1.25:1 professional audio isolation transformer, which is a transformer that works in the audio range, also known as a low-frequency transformer. The frequency range is generally from 20 to 20000 Hz. It is mainly used for audio transmission between systems or devices. It can completely isolate the potential difference between two systems, avoid hum interference caused by ground loop problems, and prevent excessive potential difference from damaging the input level of the device. The safe transmission of signals is an essential product for long-distance transmission of analog audio systems. However, since it does not have an input amplifier circuit and attenuator, it can only transmit balanced signals through an isolation transformer or convert unbalanced signals into balanced signals for transmission, and does not have the function of increasing the level. If the input signal is of a high-impedance type, such as musical instruments or some players, it is recommended to use other DIs with input attenuators in the PRO series to transmit signals. These DIs also have a built-in EI9AE3R3 professional audio isolation transformer. The MONITOR output of PRO 3SP is paralleled from input without isolation transformer, usually used in near-end equipment, such as the connection between stage monitor console and active stage monitor speakers. In an analog system, PRO 3SP is equivalent to a signal distributor, which can distribute the signals on the stage to the stage monitor mixer, F.O.H. console and production console. Or in fixed installation applications, you can use it to distribute signals to different areas or rooms.

APPEARANCE PARTS & FUNCTIONS



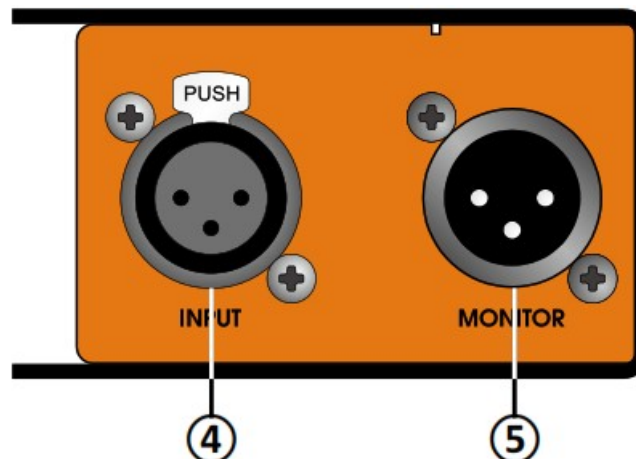
1. **CH-1 signal output:** XLR terminal pass through the isolation transformer.
2. **Output grounding/floating switch:** when the switch is not pressed, the first pin (PIN-1) of XLR is grounded. PIN-1 will be disconnected from ground after pressing. This button should depend on the system. Used in the situation, in order to isolate the ground loop noise or leakage.

3. **CH-1 signal output:** XLR terminal pass through the isolation transformer.



4. **Signal input:** One XLR jack be able to input balance LINE signal.

5. **Direct monitor output:** XLR terminal, direct-through output without isolation transformer.



ELIMINATING GROUND LOOP NOISE

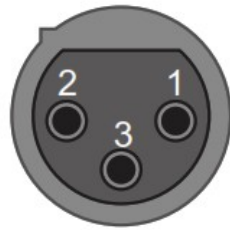
The built-in channel independent balanced isolation transformer has solved the potential difference leakage problem. When the system causes a ground loop due to poor wiring, the noise can be eliminated through the GND/LIFT button. The GND/LIFT button determines whether pin 1 of the output XLR is grounded, grounded when it bounces, and disconnected from ground when pressed.



CONNECTORS WIRING GUIDE

XLR-Female connector

XLR-Male output jack




- 1-Shield pin
- 2-Hot pin
- 3-Cold pin

The unbalanced connection, pin-2 is hot, pin-3 is shield paralleled with pin-1.

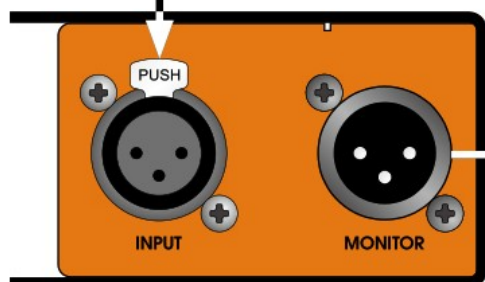
SYSTEM CONNECTION GUIDE-STAGE

When the stage and F.O.H. be powered by different power supply source


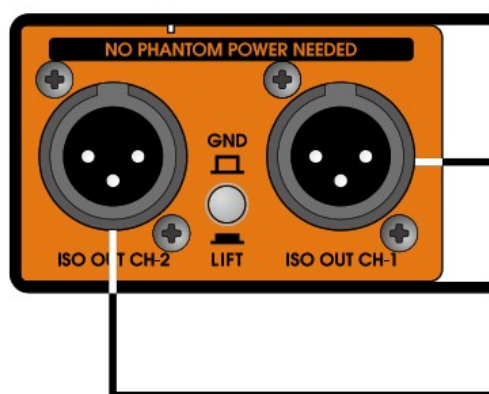
STAGE MOITOR CONSOLE



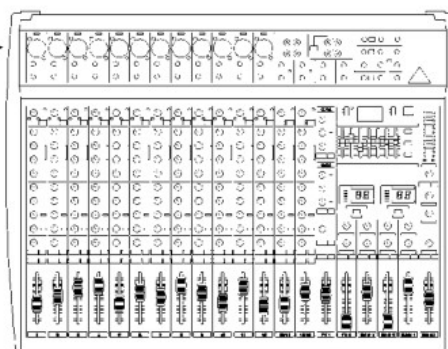
SELF-POWERED STAGE MONITOR
(FROM MONITOR OUT
WITHOUT ISO TRANSFORMER)



F.O.H. CONSOLE
(FROM ISO OUT WITH ISO TRANSFORMER)

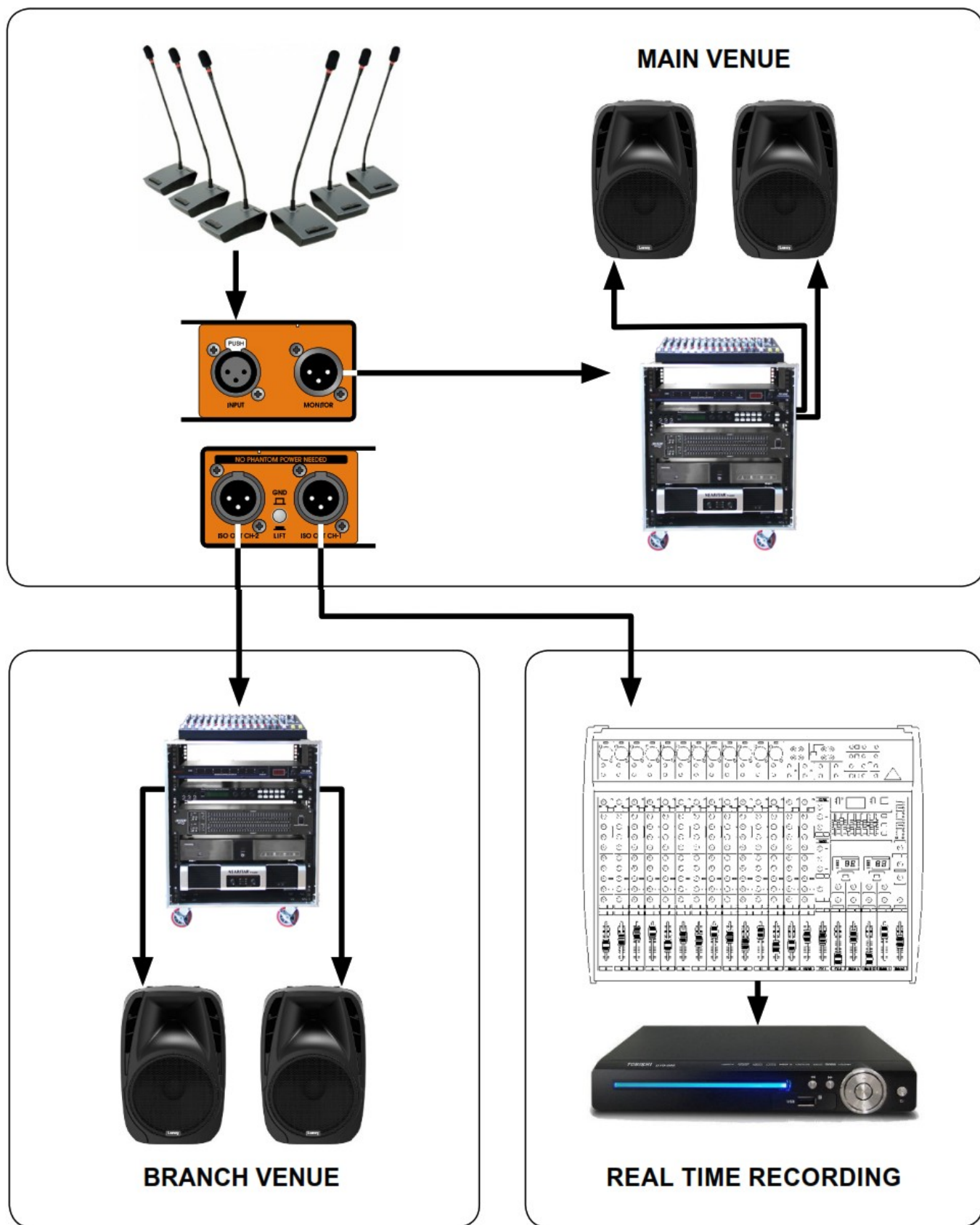


PRODUCTION CONSOLE
(FROM ISO OUT WITH ISO TRANSFORMER)



SYSTEM CONNECTION GUIDE-FIXED INSTALLATION

When the main and extension system be used by different power supply source



SPECIFICATIONS

(Specifications are subject to change without notice.)

PRO 3SP

Circuit principle	Passive/Transformer balance output
Input connector	1 x Female XLR
Monitor out connector	1 x Male XLR without ISO Transformer
Input impedance	4.7K Ω
Output impedance	50 Ω
Max. input level before clipping	+22dB
Max Output level	+22dB
Output connector	2 x Male XLR through ISO Transformer
Output GND/LIFT switch	Shared push button
Frequency response	20Hz-20KHz, -0.3/+0.1dB
S/N ratio @20Hz~20KHz un-weight	>120dB
T.H.D. @1KHz 0dBV output	<0.02%
Transformer Ratio	1.25:1
Chassis	1.6mm/1.2mm steel cabinet and chassis
Surface finished	Durable complex painting
Dimension (W x D x H)	78 x 124 x 46 mm
Weight	0.62kg
Shipping weight	0.65kg
Packing per carton	20pc/13.60kg
Shipping dimension per carton	305 X 283 X 195 mm

UNiKA

PROFESSIONAL AUDIO

UNiKA Electronic Co., Ltd.

www.unikapro.com

6F, No.168, Xin-Hu 2nd Rd.
Nei-Hu District, Taipei City. 11494.
Taiwan, R.O.C.




+886 2 27933017



+886 2 27928264



info@unikapro.com

 <p>UNiKA USER MANUAL PRO 3SP</p> <p>PRO 3SP Series Audio Interface Triple Passive ISO Transformer, PRO 3SP Series, Audio Interface Triple Passive ISO Transformer, Interface Triple Passive ISO Transformer, Triple Passive ISO Transformer, Passive ISO Transformer, ISO Transformer</p>	<p>UNiKA PRO 3SP Series Audio Interface Triple Passive ISO Transformer [pdf] User Manual</p> <p>PRO 3SP Series Audio Interface Triple Passive ISO Transformer, PRO 3SP Series, Audio Interface Triple Passive ISO Transformer, Interface Triple Passive ISO Transformer, Triple Passive ISO Transformer, Passive ISO Transformer, ISO Transformer</p>
---	---