




UniFi WiFi 6 Router User Manual

[Home](#) » [Unifi](#) » UniFi WiFi 6 Router User Manual 



Wi-Fi 6 Router
User Manual

Contents

[1 WiFi 6 Router](#)

[2 IMPORTANT NOTE:](#)

[3 PART 1: Connect the new Wi-Fi 6 Router to the modem](#)

[4 OPTIONAL: Connect unifi TV Media Box to the Wi-Fi 6 Router](#)

[5 Documents / Resources](#)

[6 Related Posts](#)


WiFi 6 Router

Items for installation:

Optional:



Wi-Fi 6 Router



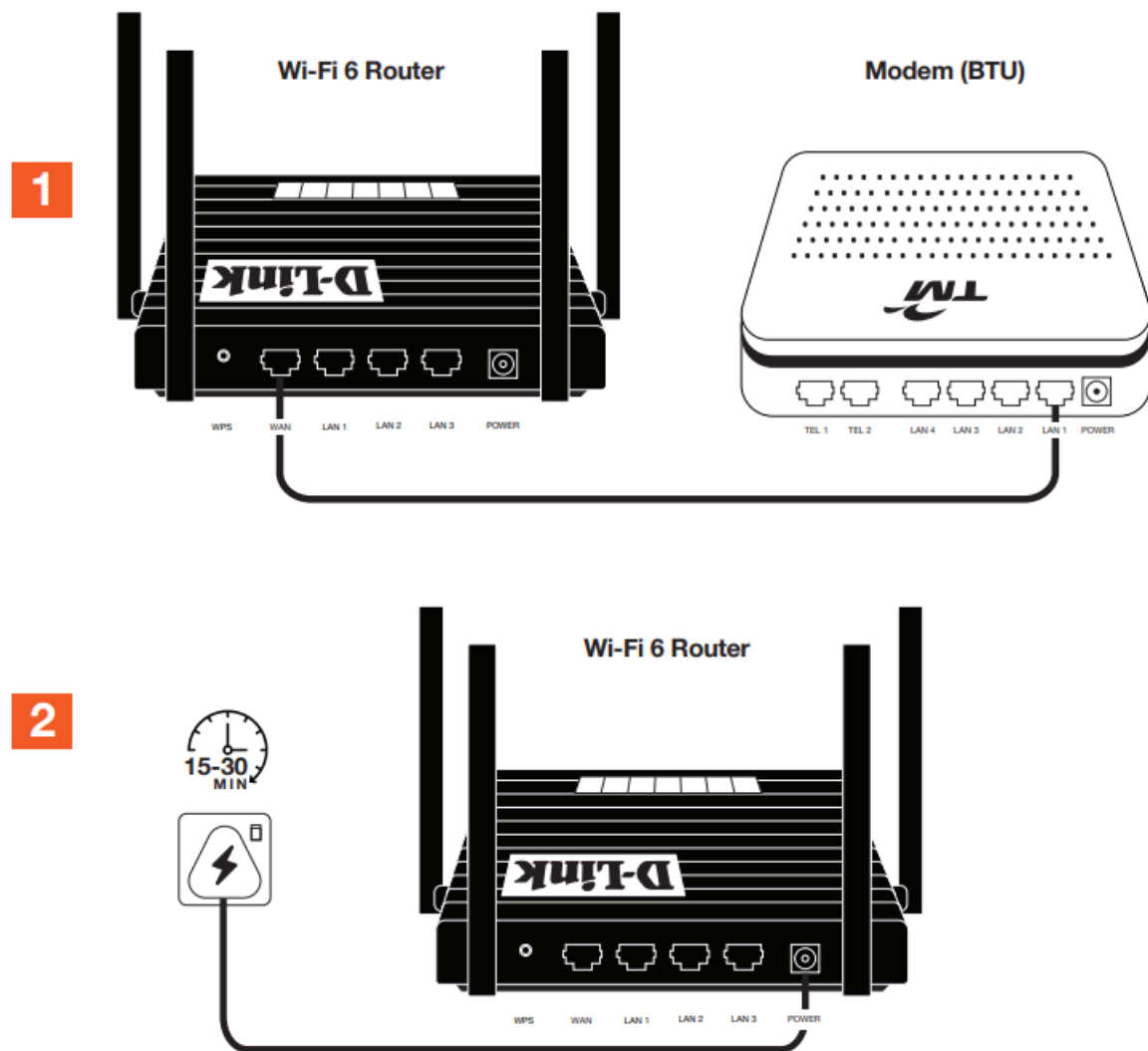
Modem (BTU)



**unifi TV
Media Box**

IMPORTANT NOTE:

Once you have received your router package containing your new Wi-Fi 6 Router, you are advised to install the router within 7 days. During installation, please follow the labelled instructions for Wi-Fi 6 Router. Installation after 7 days from receiving the package will require assistance for setup. Please contact us at 1800-88-5059 (working hours 8.30am – 5.30pm, Monday-Friday) to complete it.



PART 1: Connect the new Wi-Fi 6 Router to the modem

- Before we start, unbox your new Wi-Fi 6 Router.
- Mark your old cable connection before disconnecting it from the old router port to avoid any incorrect connections on the new router port.

1 Connect the cable from the WAN port of your new Wi-Fi 6 Router to the LAN 1 port of your existing modem.

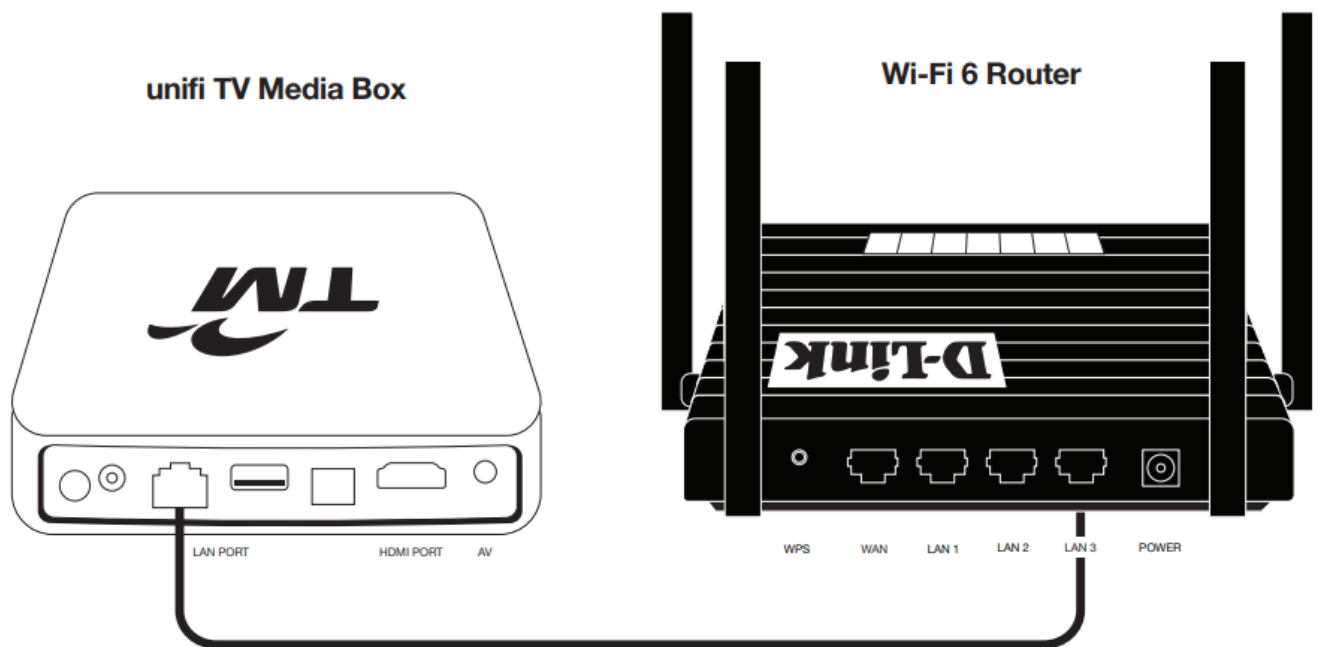
2 Connect the Wi-Fi 6 Router power adapter to your power supply socket and switch it on.

Please wait between 15 to 30 minutes for our system to run the auto-configuration and establish the connection.

* Once you are connected, you will receive your new broadband password via SMS for your future reference. This password has been auto-configured in your new Wi-Fi 6 Router.

* You will also get a new default Wi-Fi network name (SSID) and password which can be found at the bottom of the new Wi-Fi 6 router.


OPTIONAL: Connect unifi TV Media Box to the Wi-Fi 6 Router



If you have a uniFi TV Media Box (white box or uniFi Plus Hybrid Box), connect the Media Box cable from LAN port to the new Wi-Fi 6 Router LAN 3 port. For uniFi Plus Box (uPB), you can just connect to the Wi-Fi network.



Documents / Resources

 <p>UniFi Wi-Fi 6 Router</p> <p>PDF User Manual</p> <p>WiFi 6 Router, WiFi 6, Router</p>	<p>UniFi Wi-Fi 6 Router [pdf] User Manual</p> <p>WiFi 6 Router, WiFi 6, Router</p>
---	--