



VIA MYUNIFI App User Guide

[Home](#) » [Unifi](#) » VIA MYUNIFI App User Guide 

Contents

- 1 VIA MYUNIFI App
- 2 ACTIVATE VIA MYUNIFI APP
- 3 ACTIVATE VIA UNIFI SELF CARE PORTAL
- 4 Documents / Resources
 - 4.1 References
- 5 Related Posts



VIA MYUNIFI App



Redeem On Us!

Activate Your Bundled Streaming Apps

Featured Shows

- The Platform 2 – Only on Netflix, October 4
- Jeongyeon – The Star is Born
- Gran Premio De La Ciudad De México 2024
- Menduda – Vidio Original Series

Available Packages

Package	Channels	Features
Ultimate Max	70+ Channels	Free with Unifi TV Box
Family	70+ Channels	Free with Unifi TV Box
Movies	30+ Channels	Free with Unifi TV Box
Kids	20+ Channels	Free with Unifi TV Box
Sports	20+ Channels	Free with Unifi TV Box
Aneka	40+ Channels	Free with Unifi TV Box
Ruby	40+ Channels	Free with Unifi TV Box
Varnam	40+ Channels	Free with Unifi TV Box

Activate via MyUnifi App

1. Scan and download MyUnifi app. Log in using your email.
2. From the main page, tap on **Menu** and then **TV Pack**.
3. Select your account, and tap on Entertainment Pack's **View Details**.
4. Press the **Free** button to activate.

Activate via Unifi Selfcare Portal

1. Visit Unifi Selfcare portal (<https://selfcare.unifi.com.my/>) and select **Unifi Home**.
2. Login with your email. Scroll to **My Accounts** on the home page and select **View Service** of the relevant account.
3. Select **My Streaming Apps**.
4. Activate at this page.

Specifications

Service	Details
Netflix	Free until 15 December
HBO GO	Free until 15 December
beIN SPORTS	Free until 15 December

FAQ

- **How do I activate my streaming apps?**

You can activate your streaming apps via the MyUnifi app or the Unifi Selfcare Portal by following the steps outlined above.

- **What channels are included in the Ultimate Max package?**

The Ultimate Max package includes 70+ channels and is free with the Unifi TV Box.

- **Are there any charges for the streaming services?**

Netflix, HBO GO, and beIN SPORTS are free until 15 December.

REDEEM ON US!

ACTIVATE YOUR BUNDLED STREAMING APPS



ACTIVATE VIA MYUNIFI APP

1. Scan and download MyUnifi app. Log in using your email.
2. From main page, tap on Menu and then TV Pack.
3. Select your account, and tap on Entertainment Pack's View Details.
4. Press Free button to activate.

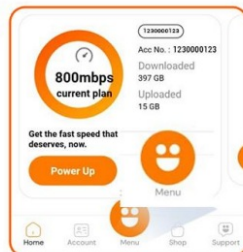
Step

1



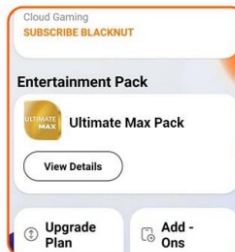
Step

2




Step

3



Step

4

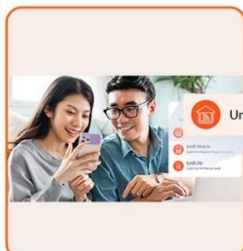


ACTIVATE VIA UNIFI SELF CARE PORTAL

1. Visit Unifi Selfcare portal (<https://selfcare.unifi.com.my/>) and select Unifi Home.
2. Login with your email. Scroll to My Accounts on Home page and select View Service of relevant account.
3. Select My Streaming Apps.
4. Activate at this page.

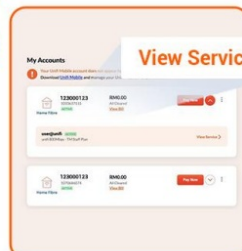
Step

1



Step

2



Step

3




Step

4



Documents / Resources

	Unifi VIA MYUNIFI App [pdf] User Guide VIA MYUNIFI App, App
---	--

References

- [User Manual](#)

Manuals+, Privacy Policy

This website is an independent publication and is neither affiliated with nor endorsed by any of the trademark owners. The "Bluetooth®" word mark and logos are registered trademarks owned by Bluetooth SIG, Inc. The "Wi-Fi®" word mark and logos are registered trademarks owned by the Wi-Fi Alliance. Any use of these marks on this website does not imply any affiliation with or endorsement.