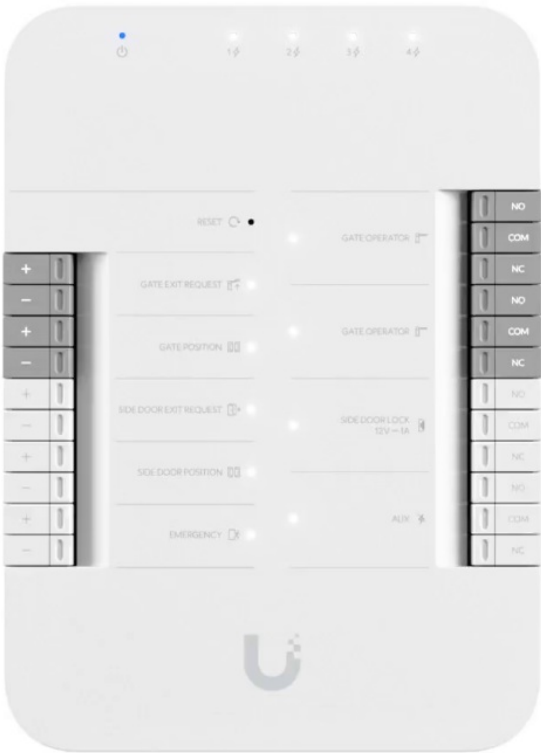


Contents [ [hide](#) ]

- 1 Unifi Gate Hub
- 2 Product Information
- 3 Specifications
- 4 Frequently Asked Questions
- 5 Documents / Resources
  - 5.1 References

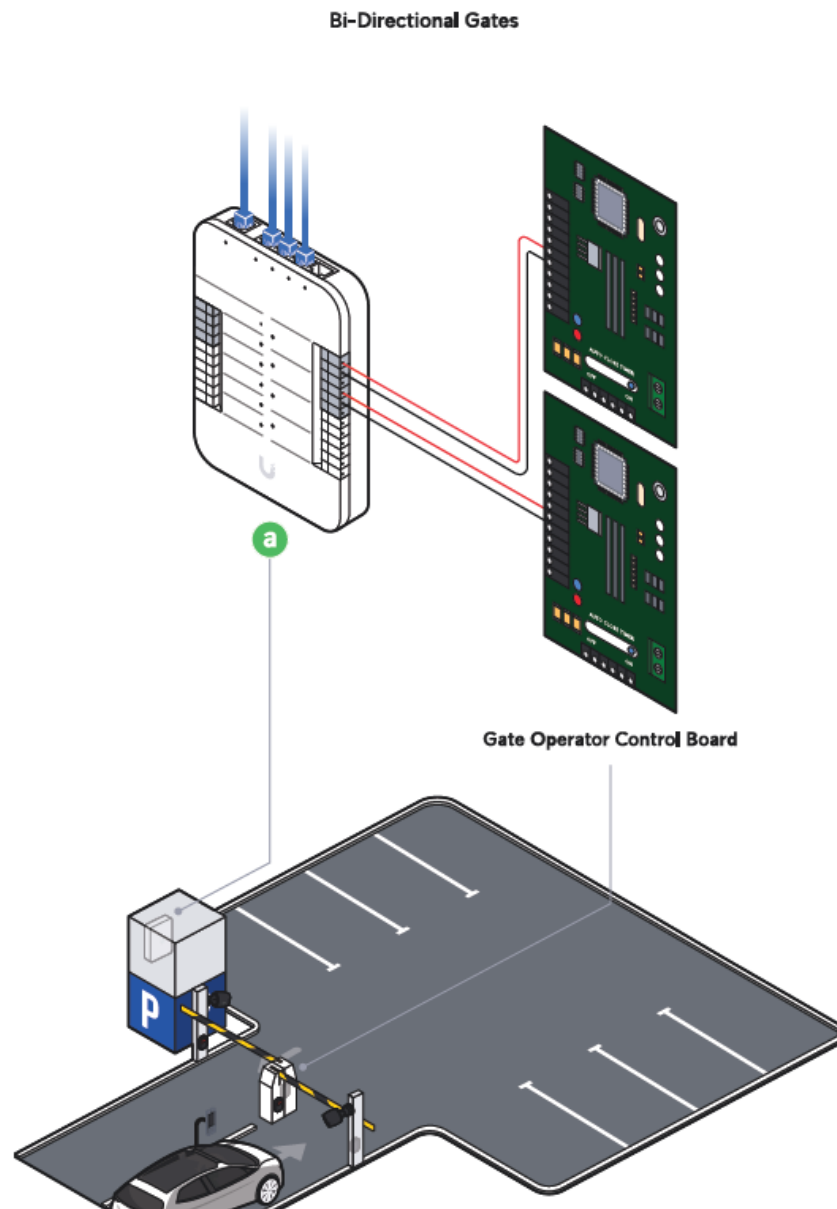


Unifi Gate Hub



Product Information

The Gate Hub is a smart home device that acts as a central hub for connecting and controlling various smart devices in your home.



## Specifications

- Model: Gate Hub
- Compatibility: Works with a variety of smart home devices
- Connectivity: Wi-Fi, Bluetooth
- Power: AC adapter
- Dimensions: 5.5 x 5.5 x 1.5 inches

## Step 1: Unboxing

- Unbox the Gate Hub and ensure all components are included.

## **Step 2: Placement**

- Place the Gate Hub in a central location within your home to ensure optimal connectivity with all smart devices.

## **Step 3: Power On**

- Connect the Gate Hub to a power source using the provided AC adapter.

## **Step 4: Setup**

- Download the Gate Hub app from the App Store or Google Play Store and follow the on-screen instructions to set up the hub.

## **Step 5: Connect Devices**

- Use the app to connect your smart devices to the Gate Hub for centralized control.

## **Step 6: Control**

- You can now control and manage your smart home devices through the Gate Hub app or voice commands, if compatible with voice assistants.



### Optional LPR Cameras



AI Turret

[Buy >](#)



AI Dome

[Buy >](#)



AI Theta

[Buy >](#)



AI Bullet

[Buy >](#)



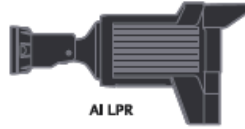
AI Pro

[Buy >](#)



AI DSLR

[Buy >](#)



AI LPR

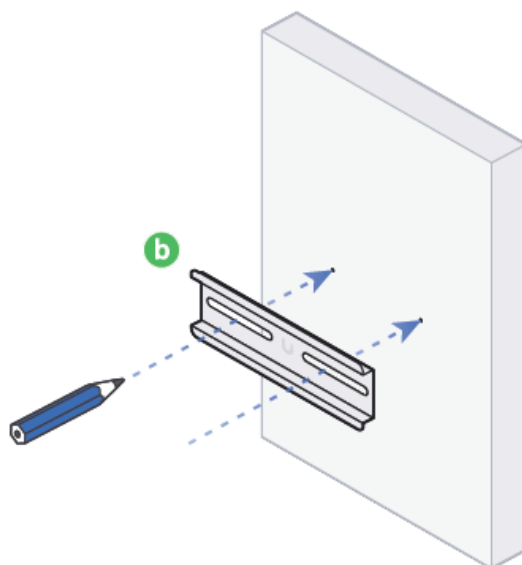
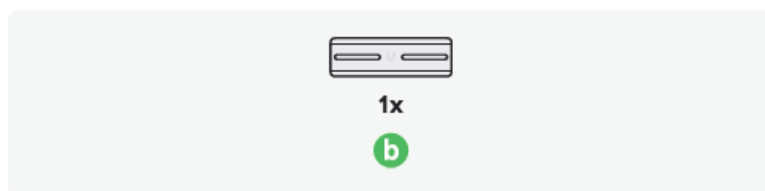
[Buy >](#)



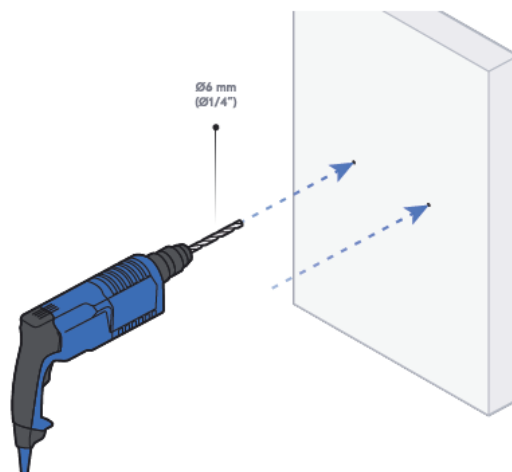
Ø6 mm  
(Ø1/4")



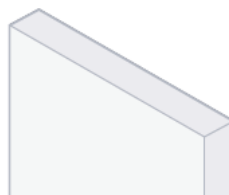

# 1

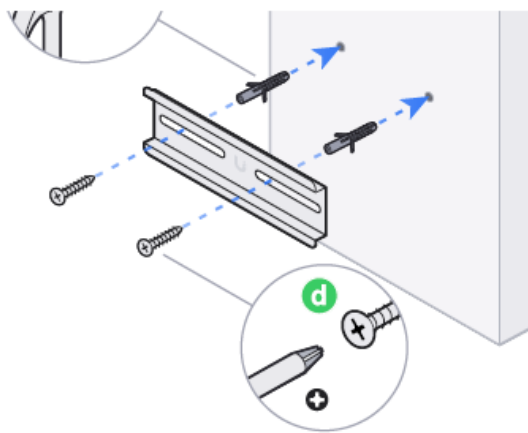


# 2

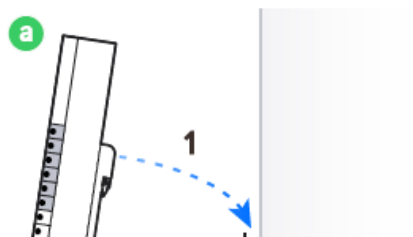
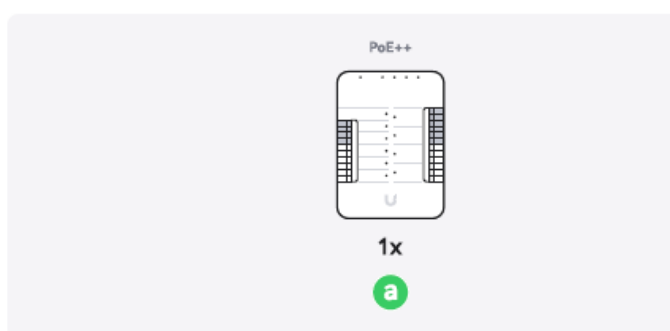


3



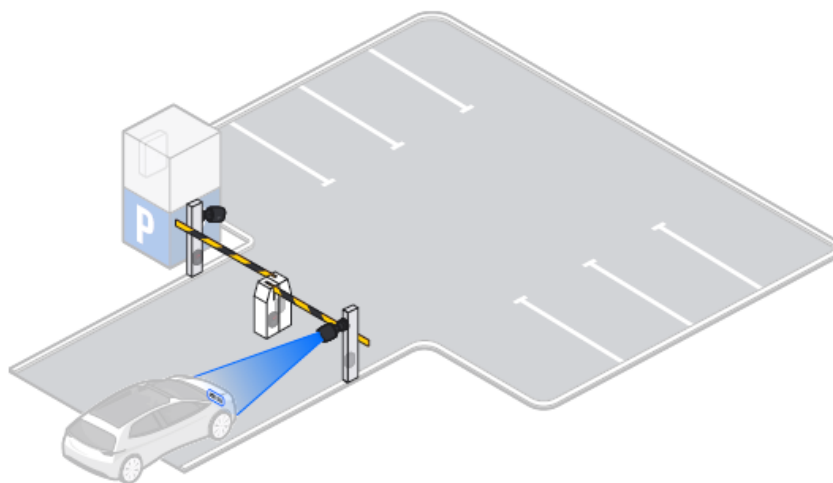


4

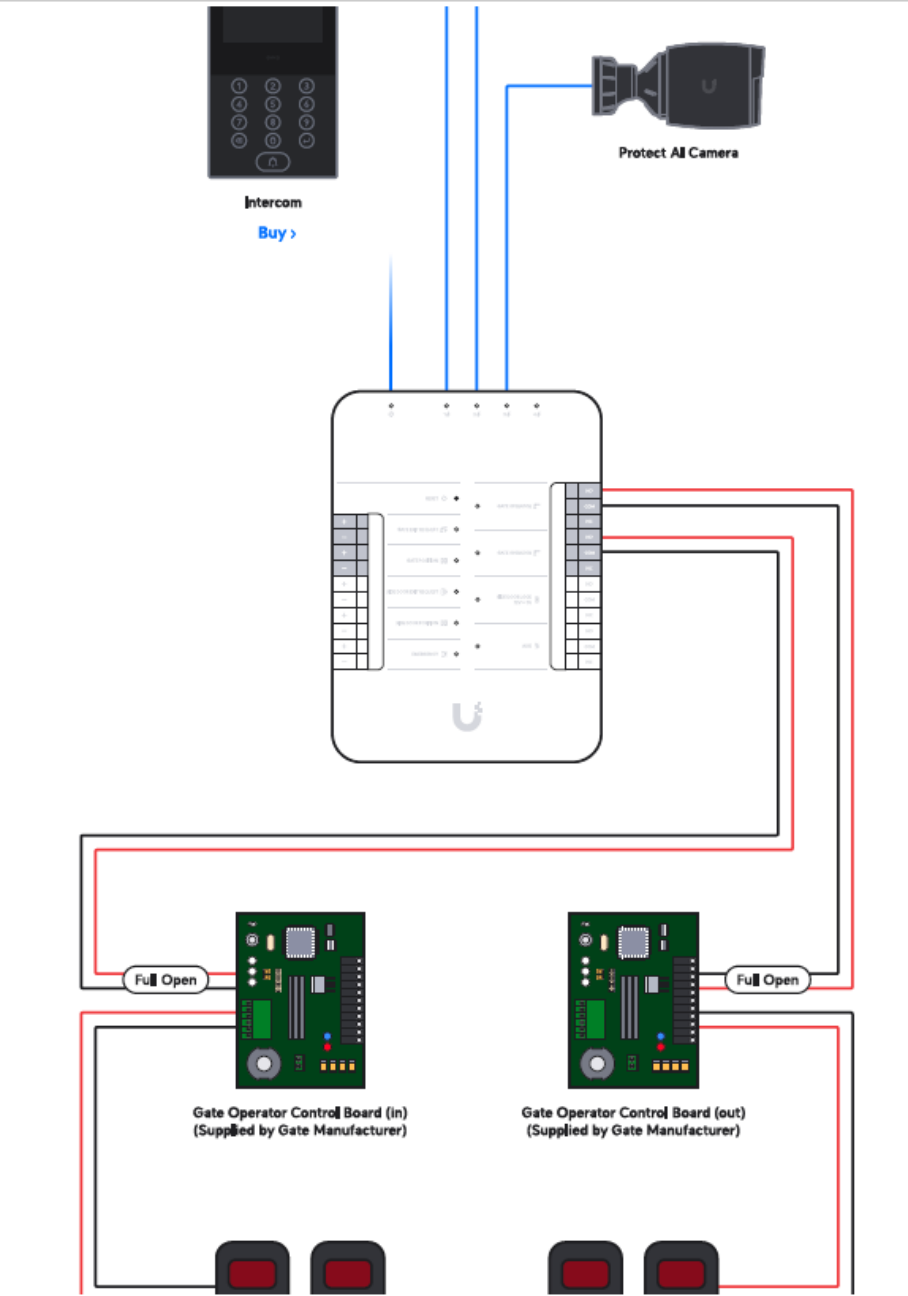


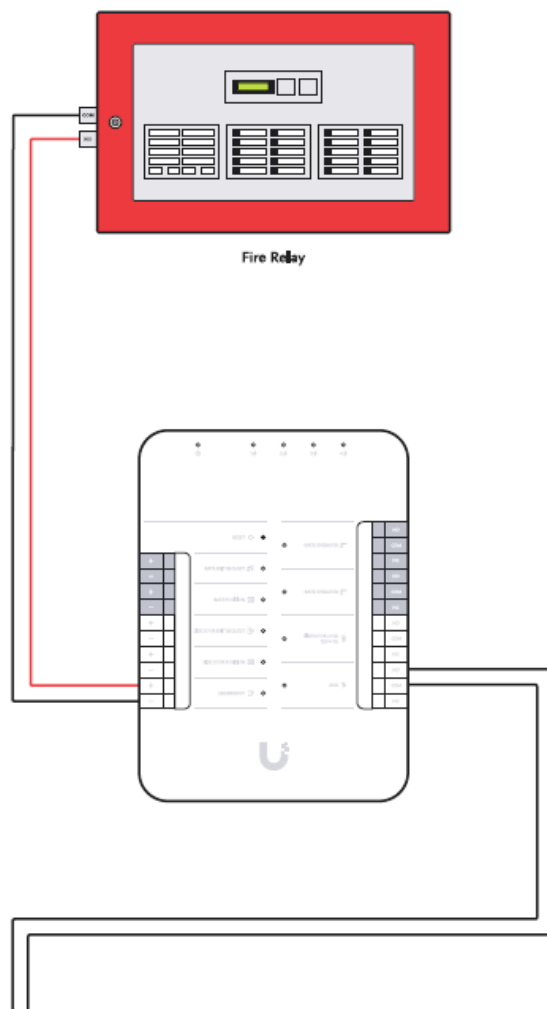
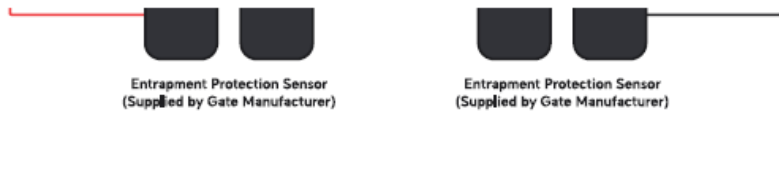


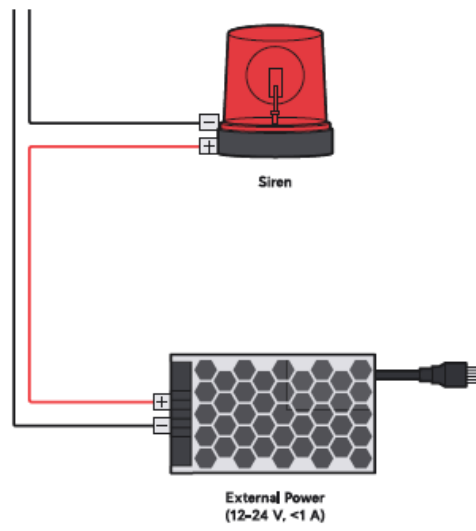
5











6




Gateway



Switching



PoE++



- If you need further assistance, visit our Help Center or contact Ubiquiti Support.

©2024 Ubiquiti Inc. All rights reserved. Ubiquiti, the Ubiquiti U logo, UniFi, and UniFi Access are trademarks or registered trademarks of Ubiquiti Inc. in the United States and other countries. Apple and the Apple logo are trademarks of Apple Inc., registered in the U.S. and other countries. App Store is a service mark of Apple Inc., registered in the U.S. and other countries. Android, Google, Google Play, and the Google Play logo are trademarks of Google LLC.

- <https://dl.ui.com/qig/ua-hub-gate/#C>

## Frequently Asked Questions

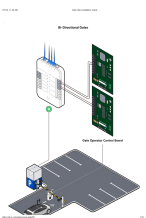
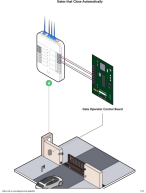
**Q: Can I use the Gate Hub with devices from different brands?**

A: Yes, the Gate Hub is designed to work with a variety of smart home devices from different brands.

**Q: How do I reset the Gate Hub?**

A: To reset the Gate Hub, press and hold the reset button located on the device for 10 seconds until the LED indicators blink.

## Documents / Resources

	<p><a href="#">unifi Gate Hub [pdf]</a> Installation Guide</p> <p>Gate Hub, Gate, Hub</p>
	<p><a href="#">unifi Gate Hub [pdf]</a> Installation Guide</p> <p>Gate Hub, Gate, Hub</p>

## References

- [User Manual](#)

# Leave a comment

Your email address will not be published. Required fields are marked \*

Comment \*

Name

Email

Website

☐ Save my name, email, and website in this browser for the next time I comment.

**Post Comment**

**Search:**

 **Search**

[Manuals+](#) | [Upload](#) | [Deep Search](#) | [Privacy Policy](#) | [@manuals.plus](#) | [YouTube](#)

This website is an independent publication and is neither affiliated with nor endorsed by any of the trademark owners. The "Bluetooth®" word mark and logos are registered trademarks owned by Bluetooth SIG, Inc. The "Wi-Fi®" word mark and logos are registered trademarks owned by the Wi-Fi Alliance. Any use of these marks on this website does not imply any affiliation with or endorsement.