



UniFi Gate Access Starter Kit Installation Guide

[Home](#) » [Unifi](#) » UniFi Gate Access Starter Kit Installation Guide 

Contents

1 UniFi Gate Access Starter Kit

2 Installation

3 Documents / Resources

3.1 References

4 Related Posts



UniFi Gate Access Starter Kit



Gate Access Starter Kit

Overview

The Gate Access Starter Kit provides a comprehensive solution for managing gate access in various scenarios. This kit includes different configurations to suit specific needs, ensuring secure and efficient gate operations.

Gate Closure Methods

Gate Close by Gate Operator

This configuration involves a gate operator managing the closure of the gate. It is suitable for standard gate setups where automated control is required.

Gate Close by Gate Operator (Bi-Directional Double Leaf Barrier Gate)

This setup is designed for bi-directional double-leaf barrier gates, providing enhanced control for complex gate systems. It is ideal for parking lots and similar environments.

Gate Close by Gate Hub

The gate hub configuration allows for centralized control of gate operations, integrating with other systems for streamlined management.

Gate Close Manually (Roll-Up Gate)

This option is for manual gate closure, specifically for roll-up gates. It is suitable for environments where manual control is preferred or required.

Specifications

Feature	Description
Gate Operator	Automated control for standard gates
Bi-Directional Double Leaf	Enhanced control for complex gate systems
Gate Hub	Centralized control and integration
Manual Roll-Up	Manual control for roll-up gates

FAQ

- What is included in the Gate Access Starter Kit?**

The kit includes configurations for automated and manual gate closures, suitable for various gate types and environments.
- Can the system be integrated with existing security systems?**

Yes, the Gate Hub configuration allows for integration with other systems for centralized control.
- Is manual operation supported?**

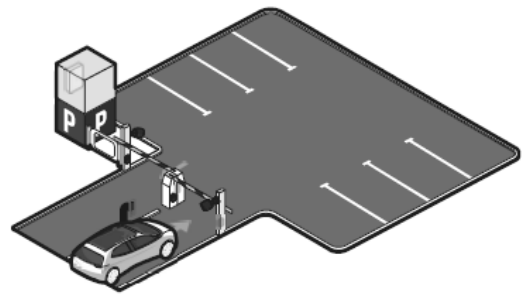
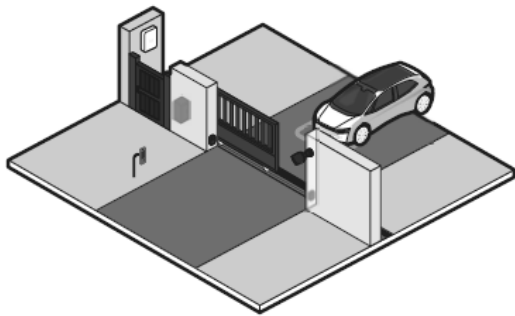
Yes, manual operation is supported for roll-up gates.

Installation

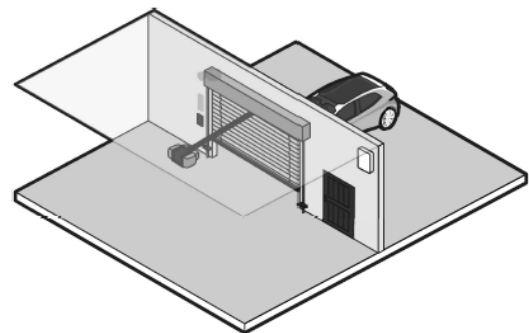
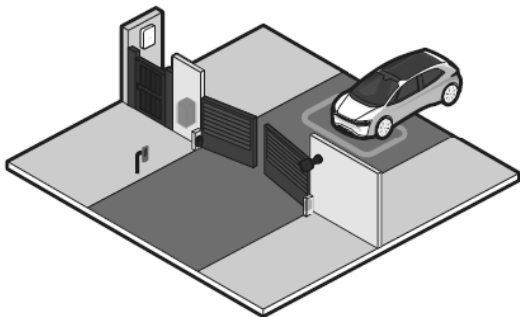
Gate Access Starter Kit

- Gate Close by Gate Operator

- Gate Close by Gate Operator (Bi-Directional Double Leaf Barrier Gate)



- Gate Close by Gate Hub
- Gate Close Manually (Roll-Up Gate)



Documents / Resources

	<p>UniFi Gate Access Starter Kit [pdf] Installation Guide Gate Access Starter Kit, Access Starter Kit, Starter Kit, Kit</p>
---	---

References

- [User Manual](#)

[Manuals+](#), [Privacy Policy](#)

This website is an independent publication and is neither affiliated with nor endorsed by any of the trademark owners. The "Bluetooth®" word mark and logos are registered trademarks owned by Bluetooth SIG, Inc. The "Wi-Fi®" word mark and logos are registered trademarks owned by the Wi-Fi Alliance. Any use of these marks on this website does not imply any affiliation with or endorsement.