



UniFi A3000 WiFi 6 Router User Manual

[Home](#) » [Unifi](#) » UniFi A3000 WiFi 6 Router User Manual 

Contents

- [1 UniFi A3000 WiFi 6 Router](#)
- [2 WHAT'S IN THE BOX](#)
- [3 CONNECT](#)
- [4 Documents / Resources](#)
- [5 Related Posts](#)



UniFi A3000 WiFi 6 Router




WHAT'S IN THE BOX

ITEMS FOR INSTALLATION:



Wi-Fi 6 Router



Modem (BTU)

OPTIONAL:



**Unifi TV
Media Box**

IMPORTANT NOTE

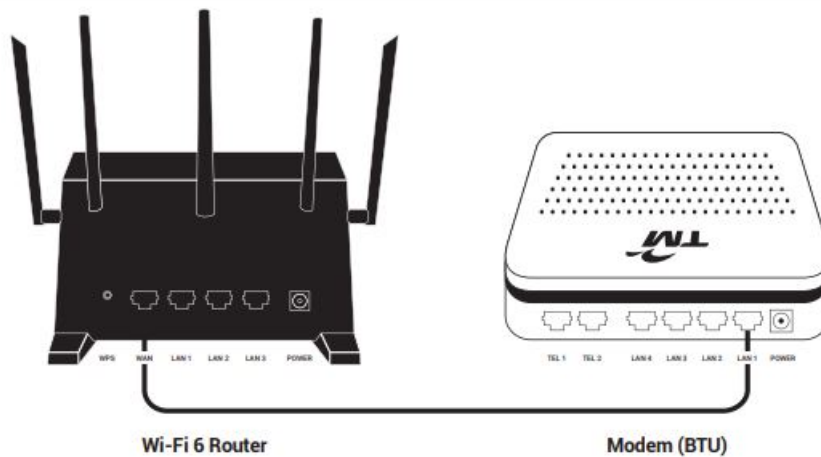
Once you have received your router package containing your new Wi-Fi 6 Router, you are advised to install the router within 7 days. During installation, please follow the labelled instructions for Wi-Fi 6 Router. Installation after 7 days from receiving the package will require assistance for setup. Please contact us at 1800-88-5059 to complete it.

CONNECT

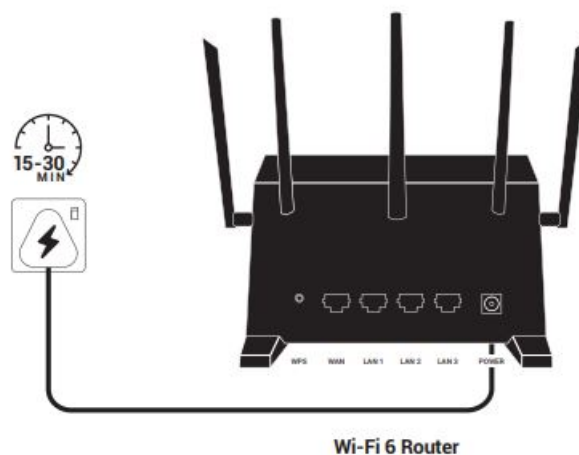
PART 1: CONNECT THE NEW WI-FI 6 ROUTER TO THE MODEM

- Before we start, unbox your new Wi-Fi 6 Router.
- Mark your old cable connection before disconnecting the cable from the old router port to avoid any incorrect connections on the new router port.
 1. Connect the cable from the WAN port of your new Wi-Fi 6 Router to the LAN 1 port of your existing modem.
 2. Connect the Wi-Fi 6 Router power adapter to your power supply socket and switch it on.
- Please wait between 15 to 30 minutes for our system to run the auto-configuration and establish the connection.
- Once you are connected, you will receive your new broadband password via SMS for your future reference. This password has been auto-configured in your new Wi-Fi 6 Router.
- You will also get a new default Wi-Fi network name (SSID) and password which can be found at the bottom of the new Wi-Fi 6 Router.

1

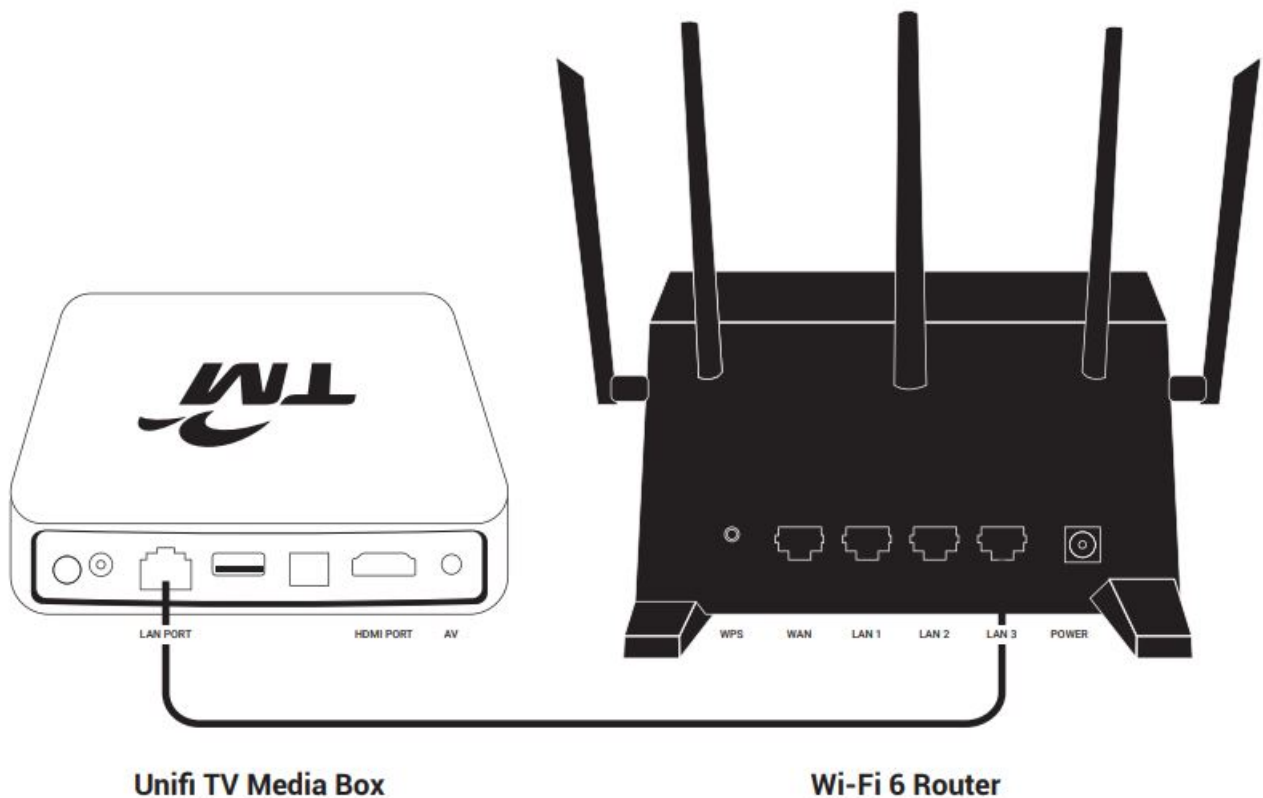


2



OPTIONAL

CONNECT UNIFI TV MEDIA BOX TO THE WI-FI 6 ROUTER



- If you have a Unifi TV Media Box (white box or Unifi Plus Hybrid Box), connect the Media Box cable from LAN port to the new Wi-Fi 6 Router LAN 3 port. For Unifi Plus Box (UPB), you can just connect to the Wi-Fi network.

For further assistance regarding the setup, please contact us at 1800-88-5059 (working hours 8.30am – 5.30pm, Monday – Friday)

Documents / Resources

	<p>UniFi A3000 WiFi 6 Router [pdf] User Manual A3000, WiFi 6 Router, A3000 WiFi 6 Router, Router</p>
--	--