



## UNBRANDED KITCON-05 Grease Inline Twist Wire Connector Instruction Manual

[Home](#) » [UNBRANDED](#) » UNBRANDED KITCON-05 Grease Inline Twist Wire Connector Instruction Manual 

UNBRANDED KITCON-05 Grease Inline Twist Wire Connector



#### Contents

- [1 K-IT WIRE CONNECTOR](#)
- [2 INSTALLATION INSTRUCTIONS](#)
- [3 Customer Support](#)
- [4 Documents / Resources](#)
- [5 Related Posts](#)

## K-IT WIRE CONNECTOR

KJ's Ketterling Enterprises K-It wire splice is the first wire connector of its kind. Powered by Melni's Patented, Single Axis Western Splice Technology, the K-It can take up to four wires and twists them together around a single conductive axis creating a solid connection between the wires. The housing is filled with dielectric grease to maintain a waterproof environment for the connection to avoid corrosion in wet or damp locations. There is currently no easier, faster or more efficient way to connect wires in the industry.

- Crimpless connection (no tools required)
- Used on 12-24V connections
- Extremely fast and efficient
- Dielectric Grease filled – Waterproof




- Connects solid to solid, solid to stranded and stranded to stranded wires
- Can connect up to 4 wires with a single connector
- Used for wire gauges 18-22 AWG

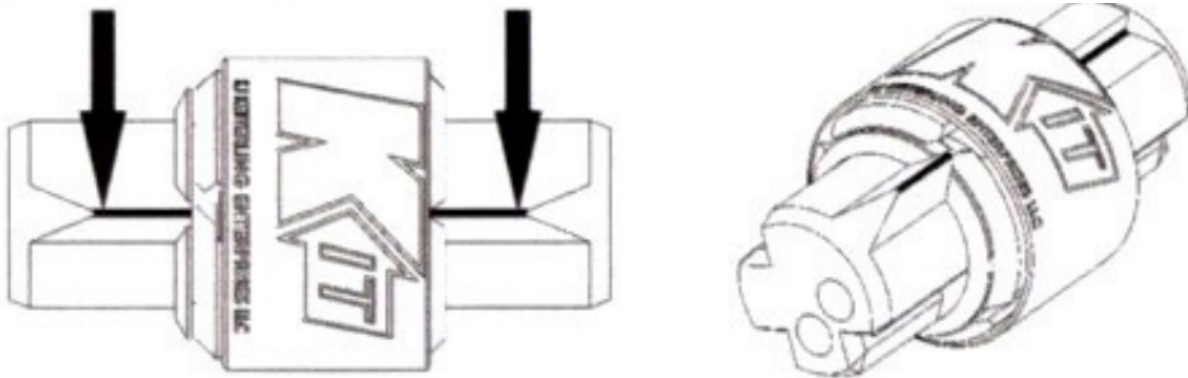


## INSTALLATION INSTRUCTIONS

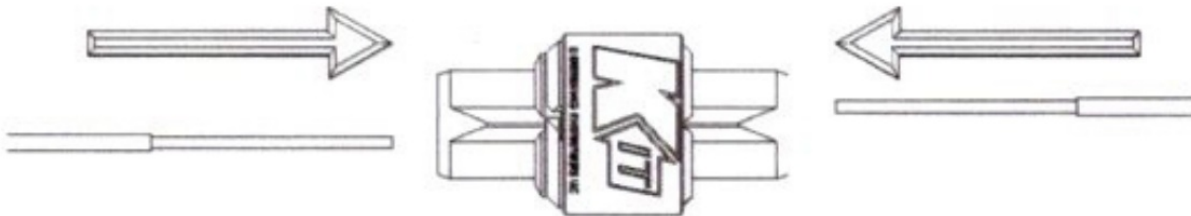
1. Disconnect power supply before beginning installation of connector.
2. Strip wire(s) insulation back 1, and be sure the bare wire is straightened. If using stranded wire, twist the strands together in uniform fashion.



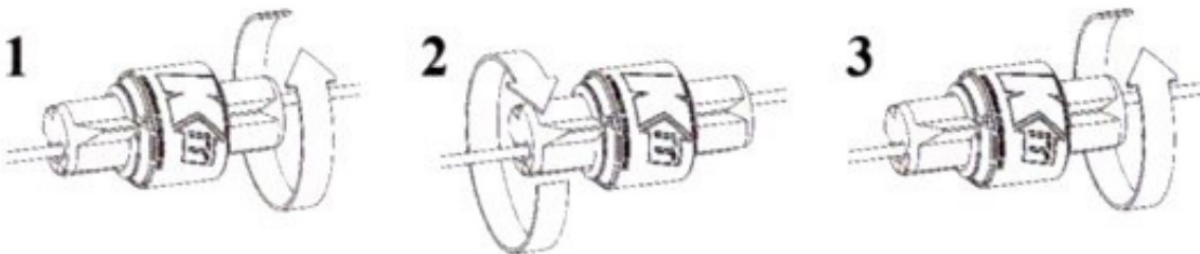
3. Align the indexing tabs on connector to ensure proper connector alignment during wire insertion.



4. Insert stripped wires into opposing ends of connector. When properly inserted the wires insulation will be inserted into the housing approximately  $\frac{1}{4}$ ".



5. Twist right hand end clockwise  $\frac{1}{2}$  twist, left hand counter-clockwise  $\frac{1}{2}$  twist then right hand end  $\frac{1}{2}$  twist to complete connection.



## Customer Support

[www.linkedin.com/in/kiketterlingenterprises2017/](https://www.linkedin.com/in/kiketterlingenterprises2017/)  
[www.facebook.com/kiklokit](https://www.facebook.com/kiklokit)  
[www.instagram.com/kiketterling/](https://www.instagram.com/kiketterling/)  
[www.tiktok.com/tft.1kiketterling?t=BZZUyTUuB&r=1](https://www.tiktok.com/tft.1kiketterling?t=BZZUyTUuB&r=1)  
[WWW.youtube.com/C11kiketterlingenterprises5655](https://www.youtube.com/C11kiketterlingenterprises5655)  
 KJ Ketterling Enterprises . LLC  
 PO Box 5058 | Ivin Falls, ID 83303  
 (208) 280-0964 ext 1  
[info@kiketterlingenterprises.com](mailto:info@kiketterlingenterprises.com)



MELNI  
TECHNOLOGIES

## Documents / Resources



[UNBRANDED KITCON-05 Grease Inline Twist Wire Connector](#) [pdf] Instruction Manual  
KITCON-05 Grease Inline Twist Wire Connector, KITCON-05, Grease Inline Twist Wire Connect  
or, Inline Twist Wire Connector, Twist Wire Connector, Wire Connector, Connector