



# ULTRONICS A69 40CM Motion Sensor Cupboard Lights User Manual

[Home](#) » [ULTRONICS](#) » ULTRONICS A69 40CM Motion Sensor Cupboard Lights User Manual 

# ULTRONICS

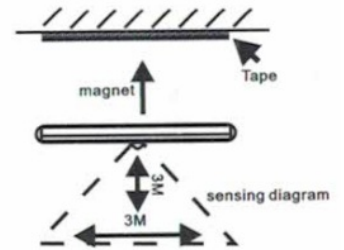
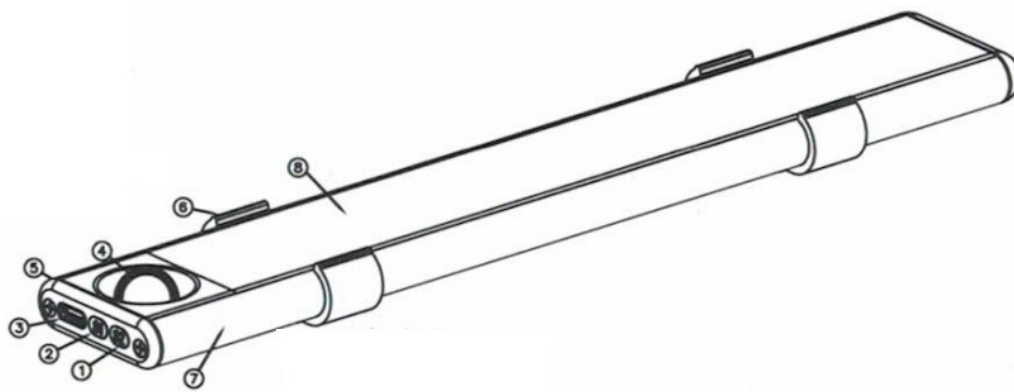
Using Manual!  
Product model: A69

## Contents

- [1 Product function:](#)
- [2 Documents / Resources](#)
- [2.1 References](#)
- [3 Related Posts](#)

## Product function:

1. Long press the S2 button 2 Second-to turn on and off, after turning on, it's the mode of always on and the light is the brightest.
2. Press the S2 button once, the green light will flash twice, it means the light will controlled by motion sensor and light. At this mode, when human body pass in the darkness, the light will work.
3. Press the S2 button again, the red light will flash twice, It means the light will only controlled by motion sensor. At this mode, when human body pass in the day, the light will work.
4. Press the S2 button again, the light will always ON. There is still a S1 switch on the light: When the light is ON, if we press the S1 switch once, the light color will change from Cold White to Warm White to Cold White and Warm White. When the light is ON, if we long press the touch switch, the brightness will become stronger or weaker.




1. Button switch 52
2. Button switch S1
3. The Type – C charge
4. Induction lens
5. ABS plastic cover
6. Card buckle
7. Aluminum
8. PC luminous cover

#### Note:

1. The induction time is 20 seconds.
2. The charging indicator is red when charging, the charging indicator will be green when full charged.

# ULTRONICS

## Documents / Resources



[ULTRONICS A69 40CM Motion Sensor Cupboard Lights](#) [pdf] User Manual  
40CM Motion Sensor Cupboard Lights, 40CM, Motion Sensor Cupboard Lights, Sensor Cupboard Lights, Cupboard Lights, Lights

## References

- [User Manual](#)