



ULTRON Realpower Powerbox 431 Socket Cube User Manual

[Home](#) » [Ultron](#) » ULTRON Realpower Powerbox 431 Socket Cube User Manual 

Contents

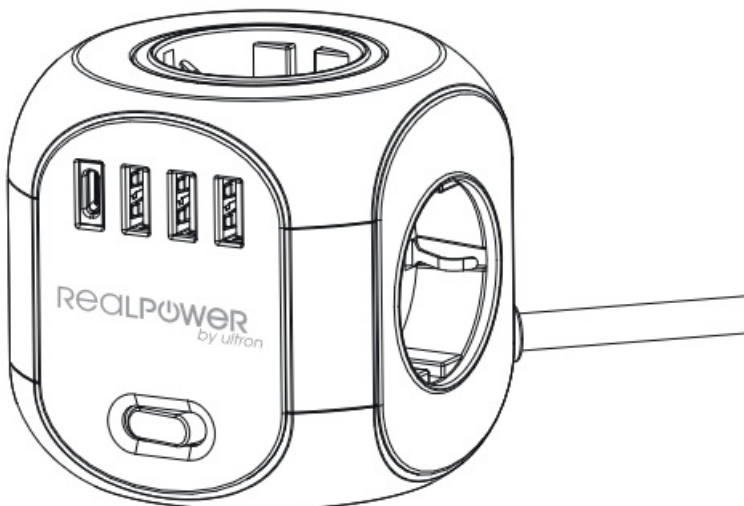
[1 Realpower by ultron Powerbox 431 User Manual](#)

- [1.1 Installation](#)
- [1.2 Specifications](#)
- [1.3 Safety](#)
- [1.4 Intended Use](#)

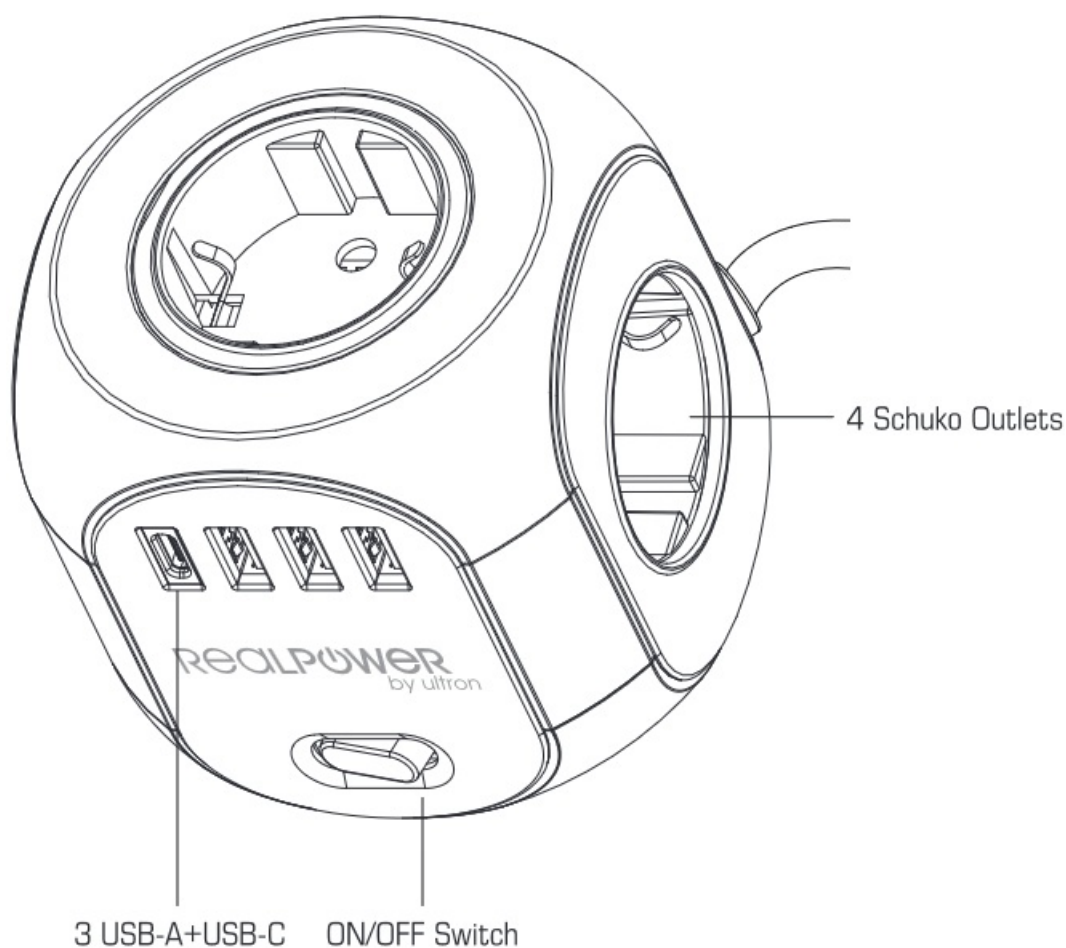
[2 Documents / Resources](#)

Realpower by ultron Powerbox 431 User Manual

REALPOWER
by ultron



4-way socket with 3 USB and 1 USB-C charging port



Thank you for purchasing a RealPower product!

With the PowerBox 431 from RealPower you can charge up to 8 devices at the same time. Use 4 Schuko sockets (250 V / 16 A) as well as 3 USB ports (5 V / 2.4 A) and a USB type C charging port (5 V / 3 A) to connect your computer, notebook, printer, TV, tablet and mobile phone at the same time load and operate. This versatility makes the PowerBox ideal for the home office.

Installation

1. Connect the PowerBox 431 to a socket.
2. Turn on the switch below the USB ports.
3. Connect your devices to the USB ports or Schuko sockets as required.

Specifications

- Sockets:
250 V / 16 A/
4.000 W 50/60 Hz
- USB-A output: 5V/2.4 A
- USB-C output: 5 V/3 A
- Total output
(USB-A u. USB-C): 5V/3.4 A

- Overvoltage protection

Safety

- Do not apply external force on the cord.
- Do not unplug by pulling the cord.
- Do not connect a binded cord to the power supply.
- Do not place the cord or device near heating elements.
- Do not bend the blade or Pins of the plug.
- If there is any strange sound, smoke or odor, pull of the cable immediately.
- Do not disassemble (It may cause fire or electric shock).
- Do not put any sharp objects into the venting hole of the product (It may cause fire or electric shock).
- Ensure to plug the product firmly.
- Ensure not to use a damaged cable. (It may cause fire or electric shock).
- Do not place the product on a bed, bag or inside a closet that is not good for ventilation.
- Always wipe off the product with soft fabric, not water mop. [water may cause electric shock]
- Keep clean the power plug and the outlet (Dirt may cause a short circuit and fire).
- Keep the product out of reach of children.
- Don't unplug the power cord with a wet hand. (It may cause electric shock).
- Unplug the power cord if you don't use the product for a long time. (It may cause heat, fire and electric shock)

Intended Use

This charger is intended exclusively for powering devices with direct current (mobile phones, MP3 players, etc.). Any other use or use that goes beyond this is considered to be improper and can lead to damage and injuries. Claims of any kind due to damage from improper use are excluded.

Only in Germany

Kunden Hotline 0800 / 85 87 66 24

RMA-Technik Hotline 0800 / 85 87 66 762

International

costumer hotline

+49 (0) 2404 / 918-100

service hotline

+49 (0) 2404 / 918-132

FAX

+49 (0) 2404 / 918-120

Kontakt


August-Schmidt-Str.7 | D-52477 Alsdorf/Germany

E-Mail: info@ultron.de | Internet: www.ultron.de

Vorstand: Achim Heyne
Vorsitzender de Aufsichtsrates: Dipl.-Kaufmann Andreas Printz
Sitz der Aktiengesellschaft: Alsdorf
Registergericht: Amtsgericht Aachen
Registernummer: HRB 8697
Umsatzsteuer-Identifikationsnummer: DE217697553



Documents / Resources

	ULTRON Realpower Powerbox 431 Socket Cube [pdf] User Manual Realpower Powerbox 431 Socket Cube, Realpower, Powerbox 431 Socket Cube, Socket Cube, Cube
---	---