



# **ULTIMATE** SPEED

## **HG11449C-1 Bungee Cord Set**

### **Instruction Manual**

#### **Contents** [ [hide](#) ]

- [1 HG11449C-1 Bungee Cord Set](#)
- [2 Introduction](#)
- [3 Safety instructions](#)
- [4 Cleaning and maintenance](#)
- [5 Disposal](#)
- [6 Documents / Resources](#)
  - [6.1 References](#)

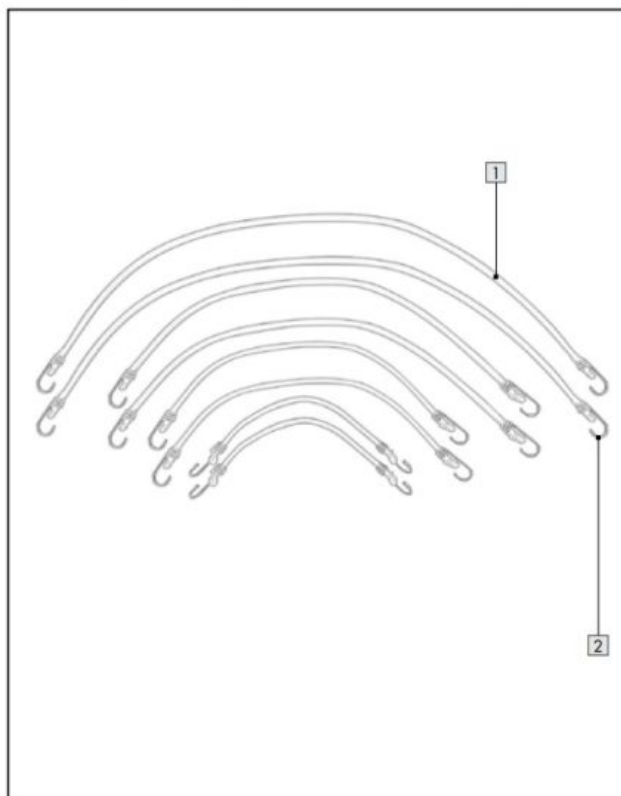
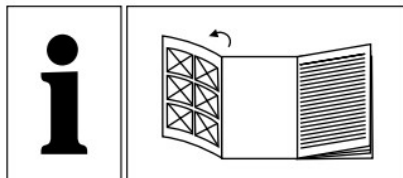
## **HG11449C-1 Bungee Cord Set**





PDF ONLINE

<http://www.lidl-service.com>



## Introduction

We congratulate you on the purchase of your new product. You have chosen a high quality product. Familiarise yourself with the product before using it for the first time. In addition, please carefully refer to the operating instructions and the safety advice below. Only use the product as instructed and only for the indicated field of application. Keep these instructions in a safe place. If you pass the product on to anyone else, please ensure that you also pass on all the documentation with it.

### Intended use

The bungee cords are intended for the fastening and securing of light objects. For example:

- Fixation of rain protection over secured luggage.
- Nets for fixation of small parts on secured container (foliage, paper, foil etc.).
- Fixation of clothes on bicycle luggage carrier or trailer.
- Fixation of article in camping area (tent and porch).
- Fixation of rain protection at home and garden.

Do not exceed the maximum load capacity.

Any use other than previously mentioned or any product modification is prohibited and can lead to injuries and/or product damage. The manufacturer is not liable for any damages caused by any use other than for the intended purpose.

The product is not intended for commercial use.

### **Description of parts**

1] Elastic band

2] Hooks

### **Technical data**

<b>Model no.</b>	<b>Length</b>	<b>Max. usable length</b>	<b>Max. tensile load</b>	<b>Colour</b>
HG11449C-1	40 cm	80 cm	70 N	Green
HG11449C-2	60 cm	120 cm	70 N	Blue
HG11449C-3	80 cm	165 cm	70 N	Orange
HG11449C-4	100 cm	220 cm	70 N	Red

### **Scope of delivery**

Check the delivery for completeness and condition of the product immediately after opening and ensure all parts are included.

- 2 x Bungee cord, 40 cm
- 2 x Bungee cord, 60 cm
- 2 x Bungee cord, 80 cm
- 2 x Bungee cord, 100 cm
- 1 x Instruction manual

## Safety instructions

KEEP ALL THE SAFETY ADVICE AND INSTRUCTIONS IN A SAFE PLACE FOR FUTURE REFERENCE!

### General safety instructions



**WARNING! DANGER TO LIFE AND RISK OF ACCIDENTS FOR INFANTS AND CHILDREN!** Never leave children unattended with the packaging material. The packaging poses a risk of suffocation and danger of life due to strangulation. Children often underestimate this danger. Always keep children away from this product. This product is not a toy.

**CAUTION!** The bungee cords are not suitable for attaching to all vehicle types.

**CAUTION! RISK OF INJURY!** Ensure that all bungee cords are undamaged and hooks have been secured well. Damaged bungee cords and loose hooks can affect safety and function.

Always turn your head and body away when fastening objects with the bungee cords. The bungee cords could slip out of your hands and snap back. Injuries may result from rebounding hooks.

**CAUTION!** Do not use bungee cords for load securing!

**CAUTION!** The bungee cords are not intended to secure heavy loads. Do not exceed the maximum load capacity.

Never extend the bungee cords beyond their maximum length of extension.

**CAUTION! RISK OF INJURY!** Never use damaged bungee cords.

Do not use the bungee cords to hoist loads.

**WARNING!** Bungee cords are ideal to tying fluttering tarpaulins. Do not use to secure the load!

### Methods of fixing, outlined possible risks

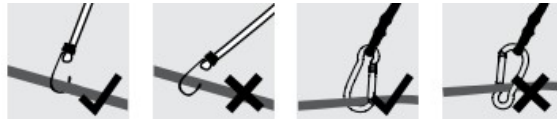
**WARNING!** Please observe that the bungee cords may slip away when braking and in strong wind. We therefore recommend performing a brake test. Previously fastened luggage may otherwise loosen. Loose luggage may fall onto the roadway and lead to accidents. Death, injuries and/or property damage may result.



**CAUTION! RISK OF FINGER ENTRAPMENT! RISK OF INJURY!** Do not overexpand the bungee cords. The bungee cords could tear and snap back. When stretched, the bungee cords may rebound and snap back with considerable force. Care

should be taken that the face or other vulnerable body parts are kept away from potential strap rebound.

Care should be taken that the face or other vulnerable body parts are kept away from a potential rebound of the bungee cords.



- Always ensure the hooks are properly secured.
- Hooks should be firmly held and securely fastened.
- Do not place the bungee cords over sharp corners and edges. Product damage may result.
- Large items should be additionally secured against wind load.
- Bungee cords are not ropes. Never use the bungee cords to secure loads on cars without additional solid fastenings.
- Do not join or knot the bungee cords together!
- Do not attempt to change or bend the fixing hooks.

## **Cleaning and maintenance**

- Clean this product with a dry, lint-free cloth.

## **Disposal**

The packaging is made entirely of recyclable materials, which you may dispose of at local recycling facilities.

Contact your local refuse disposal authority for more details of how to dispose of your worn-out product.

## **Warranty**

The product has been manufactured to strict quality guidelines and meticulously examined before delivery. In the event of material or manufacturing defects you have legal rights against the retailer of this product. Your legal rights are not limited in any way by our warranty detailed below.

The warranty for this product is 3 years from the date of purchase. The warranty period begins on the date of purchase. Keep the original sales receipt in a safe location as this document is required as proof of purchase.

Any damage or defects already present at the time of purchase must be reported without delay after unpacking the product.

Should the product show any fault in materials or manufacture within 3 years from the date of purchase, we will repair or replace it – at our choice – free of charge to you. The warranty period is not extended as a result of a claim being granted. This also applies to replaced and repaired parts.

This warranty becomes void if the product has been damaged, or used or maintained improperly.

The warranty covers material or manufacturing defects. This warranty does not cover product parts subject to normal wear and tear, thus considered consumables (e.g. batteries, rechargeable batteries, tubes, cartridges), nor damage to fragile parts, e.g. switches or glass parts.

### **Warranty claim procedure**

To ensure quick processing of your case, please observe the following instructions:

Please have the till receipt and the item number (IAN 451291\_2310) available as proof of purchase.

You will find the item number on the rating plate, an engraving, on the front page of the instructions for use (bottom left), or as a sticker on the rear or bottom of the product.

If functional or other defects occur, please contact the service department listed either by telephone or by e-mail.

You can return a defective product to us free of charge to the service address that will be provided to you. Ensure that you enclose the proof of purchase (till receipt) and information about what the defect is and when it occurred.

## **Service**

### **Service Great Britain**

Tel.:08000569216

E-Mail:[owim@lidl.co.uk](mailto:owim@lidl.co.uk)




### **Service Ireland**

Tel.:1800 200736

E-Mail:[owim@lidl.ie](mailto:owim@lidl.ie)

### **Service Northern Ireland**

Tel.:0800 0927852

 <p>Model: HG11449C-1 Ø 8 mm, length: 40 cm Permissible tensile force: 70 N</p>	<p>Fasten light items only. Consider additional forces (wind, braking, uplift). Never use damaged bungee cords! Pull the bungee cords tight but do not overload them. The bungee cords are not intended to be the only method of attaching and securing loads on vehicles. OWIM GmbH &amp; Co. KG Stiftsbergstraße 1 74167 Neckarsulm GERMANY</p>
 <p>Model: HG11449C-2 Ø 8 mm, length: 60 cm Permissible tensile force: 70 N</p>	<p>Fasten light items only. Consider additional forces (wind, braking, uplift). Never use damaged bungee cords! Pull the bungee cords tight but do not overload them. The bungee cords are not intended to be the only method of attaching and securing loads on vehicles. OWIM GmbH &amp; Co. KG Stiftsbergstraße 1 74167 Neckarsulm GERMANY</p>
 <p>Model: HG11449C-3 Ø 8 mm, length: 80 cm Permissible tensile force: 70 N</p>	<p>Fasten light items only. Consider additional forces (wind, braking, uplift). Never use damaged bungee cords! Pull the bungee cords tight but do not overload them. The bungee cords are not intended to be the only method of attaching and securing loads on vehicles. OWIM GmbH &amp; Co. KG Stiftsbergstraße 1 74167 Neckarsulm GERMANY</p>



Model: HG11449C-4  
Ø 8 mm, length: 100 c  
m  
Permissible tensile  
force: 70 N

Fasten light items only.  
Consider additional forces (wind, braking, uplift).  
Never use damaged bungee cords!  
Pull the bungee cords tight but do not overload them.  
The bungee cords are not intended to be the only  
method of attaching and securing loads on vehicles.  
OWIM GmbH & Co. KG  
Stiftsbergstraße 1  
74167 Neckarsulm  
GERMANY



OWIM GmbH & Co. KG

Stiftsbergstraße 1

74167 Neckarsulm

GERMANY

Model No.: HG11449C-1, HG11449C-2, HG11449C-3, HG11449C-4

Version: 06/2024

## Documents / Resources

[ULTIMATE SPEED HG11449C-1 Bungee Cord Set \[pdf\]](#) Instruction Manual  
HG11449C-1, HG11449C-2, HG11449C-3, HG11449C-4, HG11449C-1 B  
ungee Cord Set, HG11449C-1, Bungee Cord Set, Cord Set

## References

- [User Manual](#)



---

# Leave a comment

Your email address will not be published. Required fields are marked \*

Comment \*

Name

Email

Website

☐ Save my name, email, and website in this browser for the next time I comment.

**Post Comment**

**Search:**

e.g. whirlpool wrf535swhz

**Search**

[Manuals+](#) | [Upload](#) | [Deep Search](#) | [Privacy Policy](#) | [@manuals.plus](#) | [YouTube](#)

This website is an independent publication and is neither affiliated with nor endorsed by any of the trademark owners. The "Bluetooth®" word mark and logos are registered trademarks owned by Bluetooth SIG, Inc. The "Wi-Fi®" word mark and logos are registered trademarks owned by the Wi-Fi Alliance. Any use of these marks on this website does not imply any affiliation with or endorsement.