



## UISP LTU XR Long Range PtMP Deployments User Guide

[Home](#) » [UISP](#) » UISP LTU XR Long Range PtMP Deployments User Guide

# UISP

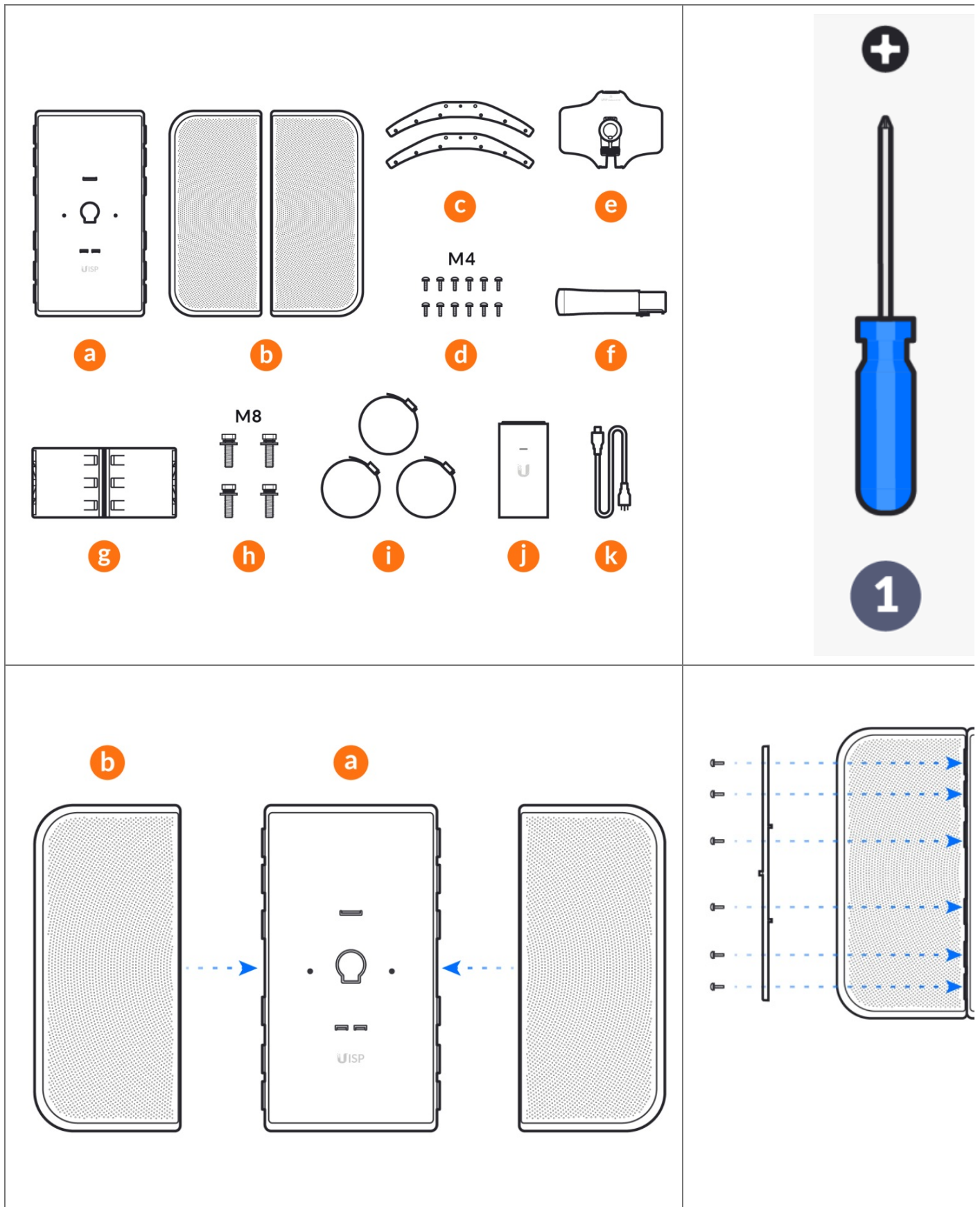
LTU XR Long Range PtMP Deployments  
User Guide

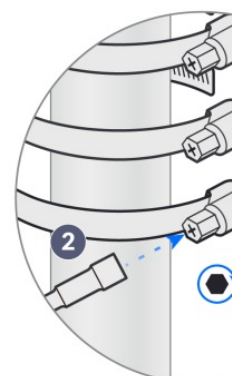
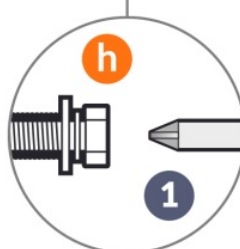
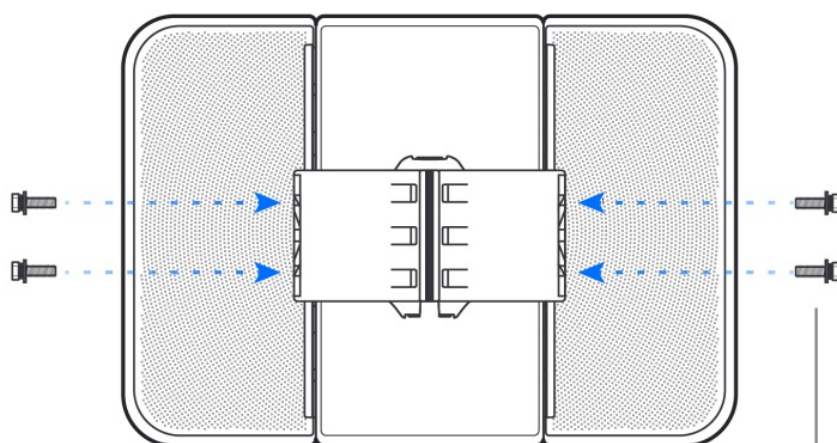
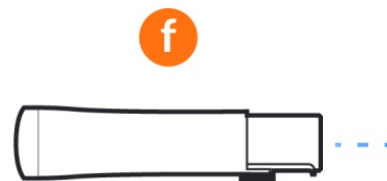
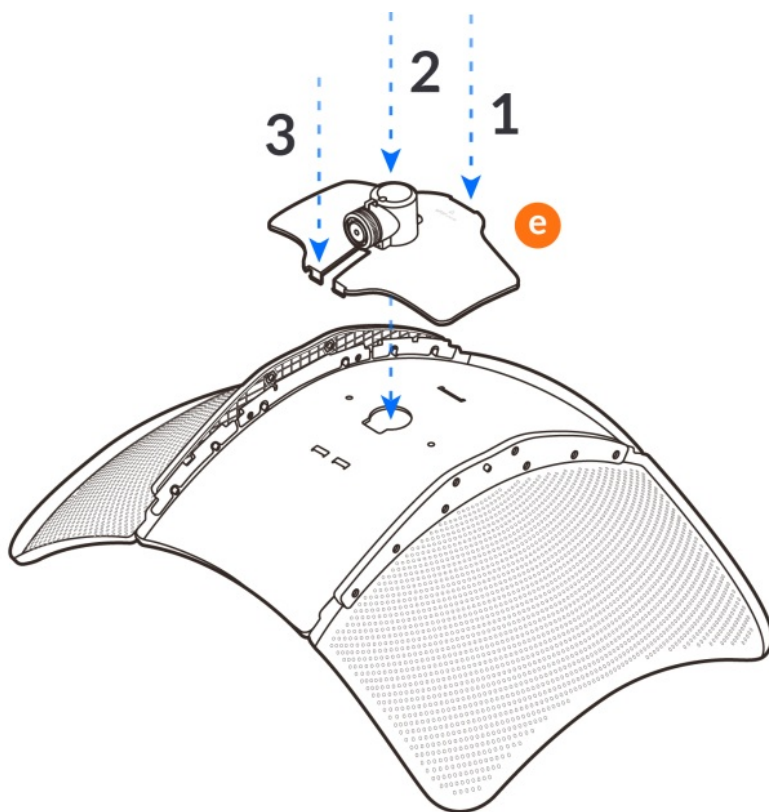


### Contents [ [hide](#) ]

- [1 LTU XR Long Range PtMP Deployments](#)
- [2 Documents / Resources](#)
- [3 Related Posts](#)

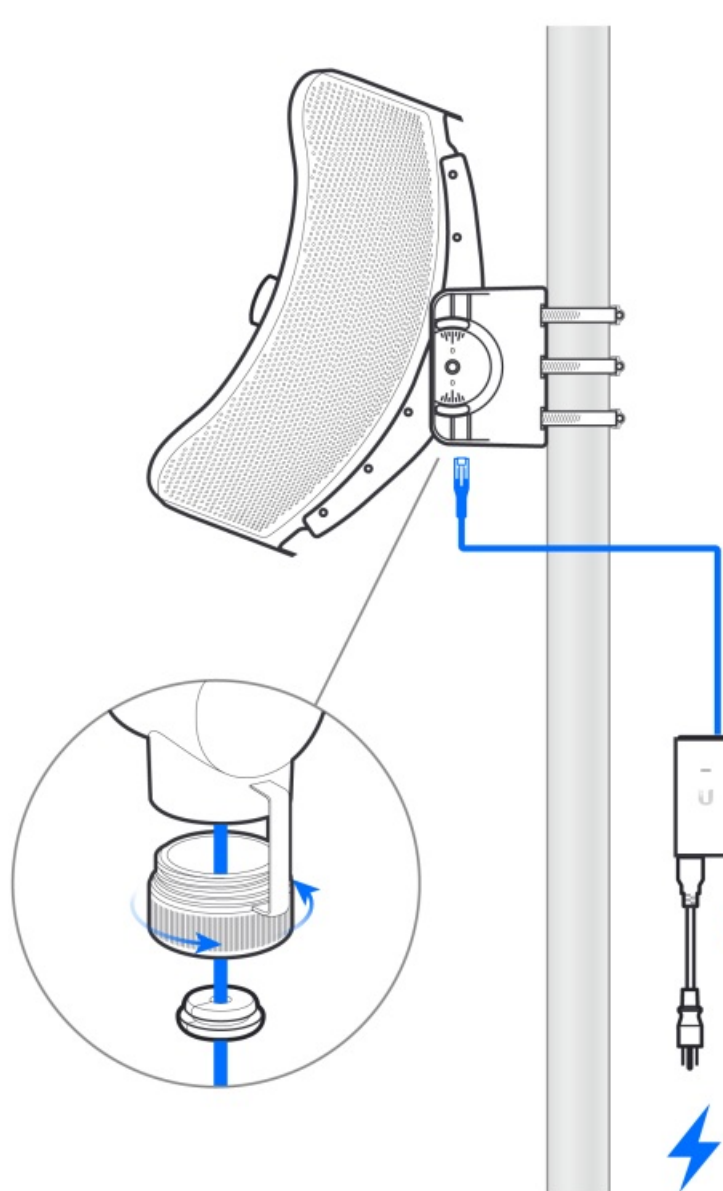
## LTU XR Long Range PtMP Deployments





---

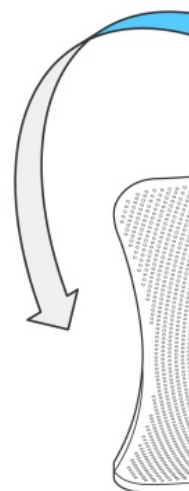
--	--



j

k





**Get Answers**  
[help.ui.com](https://help.ui.com)

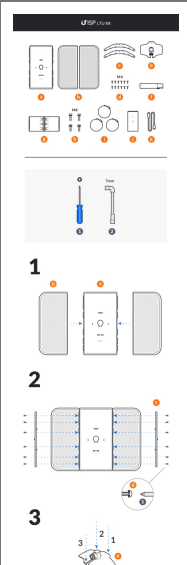
UI Support



UISP

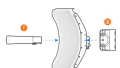
©2020-2021 Ubiquiti Inc. All rights reserved. Ubiquiti, Ubiquiti Networks, the Ubiquiti U logo, interfered, LTU, and UISP are trademarks or registered trademarks of Ubiquiti Inc. in the United States and in other countries. App Store and the Apple logo are trademarks of Apple Inc., registered in the U.S. and other countries. Google Play and the Google Play logo are trademarks of Google LLC. All other trademarks are the property of their respective owners.

## Documents / Resources

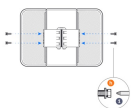
 A vertical sidebar containing a collection of icons for various Ubiquiti devices and a three-step numbered diagram. Step 1 shows a device being inserted into a rack. Step 2 shows a device being connected to a power source. Step 3 shows a device being connected to a network switch. <p>1</p> <p>2</p> <p>3</p>	
--	--



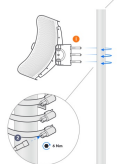
4



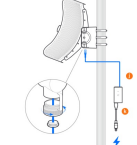
5



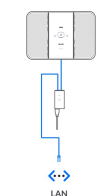
6



7



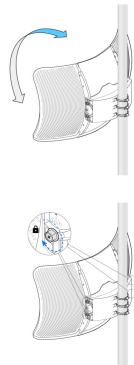
8



9



10



## [UISP LTU XR Long Range PtMP Deployments](#) [pdf] User Guide

LTU XR Long Range PtMP Deployments, LTU XR, Long Range PtMP Deployments, PtMP Deployments