




UGREEN CM520 SmartTag Device User Manual

[Home](#) » [UGREEN](#) » UGREEN CM520 SmartTag Device User Manual 

UGREEN CM520 SmartTag Device User Manual

Contents

- [1 Preface](#)
- [2 Package Contents](#)
- [3 How It Works](#)
- [4 Battery Replacement](#)
- [5 Specifications](#)
- [6 Safety Instructions](#)
- [7 Important WEEE Information](#)
- [8 Warranty Information](#)
- [9 FCC Statement](#)
- [10 Documents / Resources](#)
- [11 Related Posts](#)

Preface

Preface Thank you for purchasing UGREEN products. For optimum operation, please read this manual carefully before using.

Package Contents

60387



1 × SmartTag



1 × User Manual



1 × Warranty Card

60690



4 × SmartTag



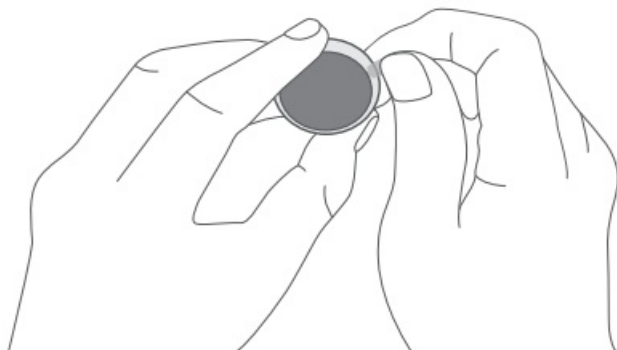
1 × User Manual



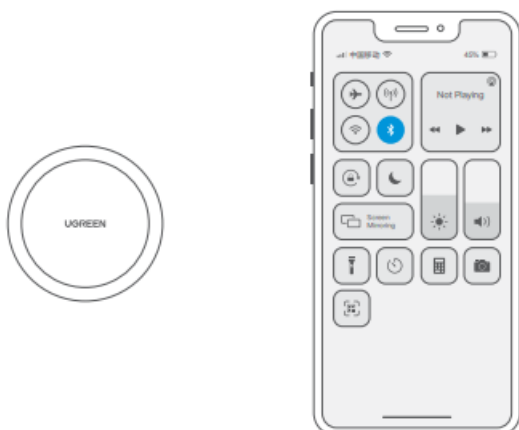
1 × Warranty Card

How It Works

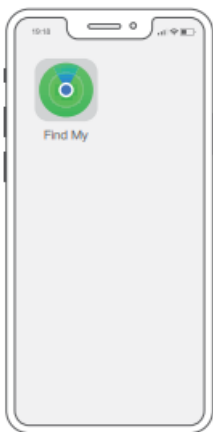
1. Draw out the insulating film before first use.



2. Keep your device nearby, then turn on Bluetooth.



3. Turn on Find My.



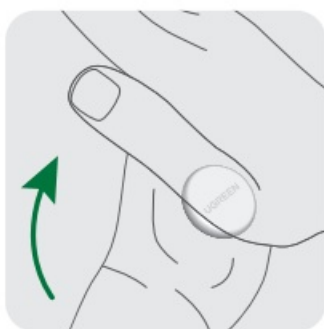
4. Go to “Items” > “Add Item” > “Other Supported Item” > “Connect ” . You could set up SmartTag name by yourself.



5. Now the SmartTag is ready to use.

Notice: this product only apply to iOS 14.5 and higher iPhone and iPad.

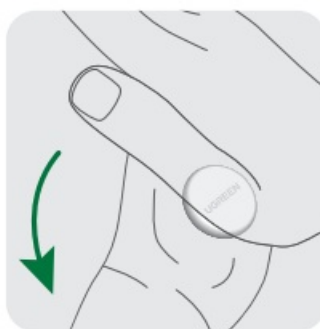
Battery Replacement



Step 1:
rotate
anticlockwise



Step 2:
positive(+)
side upward



Step 3:
rotate
clockwise

Notice:

Please replace it with the same CR2032 battery, or it may cause fire or electric shock.

Specifications

Model: 60387

Bluetooth version: 5.2
Transfer distance: 50m (barrier-free)
Waterproof: IP67
Frequency range: 2400MHz-2483.5MHz
Frequency response: 20Hz-20kHz
Battery type: CR2032
Battery rated capacity: 240mAh
Battery lifetime: 12 months and higher
Compatibility: iOS 14.5 and higher iPhone and iPad

Safety Instructions

- Avoid moisture. Do not use aerosol, solvent or abrasive agents to clean the product.
- Keep out of reach of children to avoid accidental swallowing.
- The product has built-in battery, please stop use when it is swollen.
- Do not expose the product to excessive temperature.
- Stop using when the product is submerged.

Important WEEE Information



This symbol on the product(s) and / or accompanying documents indicates that, under the new Directive 2012/19/EU on waste electrical and electronic equipment (WEEE), product(s) used electrical and electronic equipment (WEEE) should not be mixed with general household waste. For proper treatment, recovery and recycling, please take this product(s) to designated collection points where it will be accepted free of charge.

Disposing of this product correctly will help save valuable resources and prevent any potential negative effects on human health and the environment, which could otherwise arise from inappropriate waste handling.

Please contact your local authority for further details of your nearest designated collection point.

Penalties may be applicable for incorrect disposal of this waste, in accordance with your national legislation.

For professional users in the European Union

If you wish to discard electrical and electronic equipment (EEE), please contact your dealer or supplier for further information.

For disposal in countries outside of the European Union

This symbol is only valid in the European Union (EU). If you wish to discard this product please contact your local authorities or dealer and ask for the correct method of disposal.

Warranty Information

A limited 2-year warranty applies to all UGREEN products purchased from UGREEN official store or authorized sellers. Please feel free to contact us if you run into any problems.

FCC Statement

This device complies with Part 15 of the FCC rules. Operation is subject to the following two conditions:

- 1. this device may not cause harmful interference, and
- 2. this device must accept any interference received, including interference that may cause undesired operation.

Warning: Changes or modifications not expressly approved by the party responsible for compliance could void the user’s authority to operate the equipment.

FCC Radiation Exposure Statement

This equipment complies with FCC radiation exposure limits set forth for an uncontrolled environment. This transmitter must not be co-located or operating in conjunction with any other antenna or transmitter.
Note: This equipment has been tested and found to comply with the limits for a Class B digital device, pursuant to part 15 of the FCC Rules. These limits are designed to provide reasonable protection against harmful interference in a residential installation. This equipment generates uses and can radiate radio frequency energy and, if not installed and used in accordance with the instructions, may cause harmful interference to radio communications. However, there is no guarantee that interference will not occur in a particular installation. If this equipment does cause harmful interference to radio or television reception, which can be determined by turning the equipment off and on, the user is encouraged to try to correct the interference by one or more of the following measures:

- Reorient or relocate the receiving antenna.
- Increase the separation between the equipment and receiver.
- Connect the equipment into an outlet on a circuit different from that to which the receiver is connected.
- Consult the dealer or an experienced radio/TV technician for help.

The device has been evaluated to meet general RF exposure requirement. The devicecan be used in portable exposure condition without restriction.

Documents / Resources

	<p>UGREEN CM520 SmartTag Device [pdf] User Manual CM520, 2AQI5-CM520, 2AQI5CM520, CM520 SmartTag Device, SmartTag Device</p>
---	--