



# UCTRONICS RM0009 19 Inch 2U Raspberry Pi Rackmount Instruction Manual

[Home](#) » [UCTRONICS](#) » UCTRONICS RM0009 19 Inch 2U Raspberry Pi Rackmount Instruction Manual 

## Contents

- [1 UCTRONICS RM0009 19 Inch 2U Raspberry Pi Rackmount](#)
- [2 Product Information](#)
- [3 Product Usage Instructions](#)
- [4 OVERVIEW](#)
- [5 Package Contents](#)
- [6 Installation Instructions](#)
- [7 Documents / Resources](#)
  - [7.1 References](#)

# UCTRONICS

**UCTRONICS RM0009 19 Inch 2U Raspberry Pi Rackmount**



## Product Information

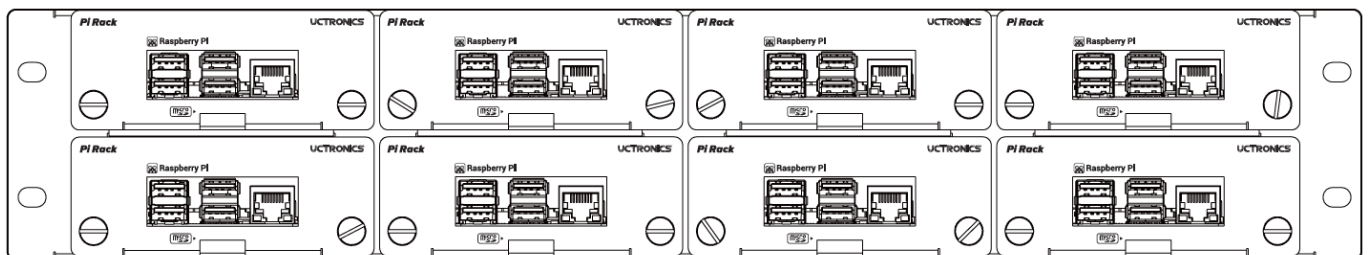
The product SKU is RM0009 and it is made of metal. The package contents include M2.5\*5 screws and an installation bracket for securing the Raspberry Pi. For any problems or inquiries, customers can contact the manufacturer via their website at [www.uctronics.com](http://www.uctronics.com) or via email at [support@uctronics.com](mailto:support@uctronics.com).

## Product Usage Instructions

1. Secure the Raspberry Pi with the provided M2.5\*5 round head screws.
2. Introduce the installed bracket into the rackmount.
3. Secure the bracket in place using the captive loose-off screws.

**Note:** Make sure to follow the installation instructions carefully to ensure proper usage of the product.

## OVERVIEW

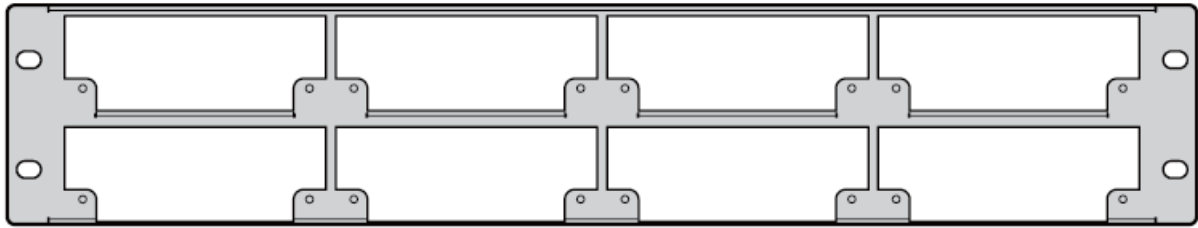


**SKU: RM0009**

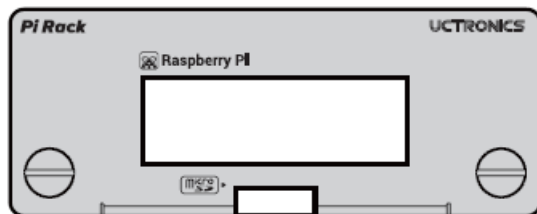


## Package Contents


### Rackmount × 1



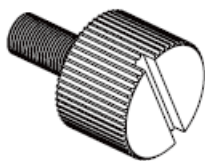
### Raspberry Pi Bracket × 8



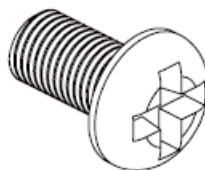
### Bracket cover × 2



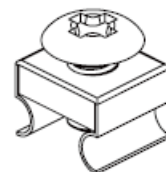
### M3 hand screw × 4



### M2.5\*5 screws × 32

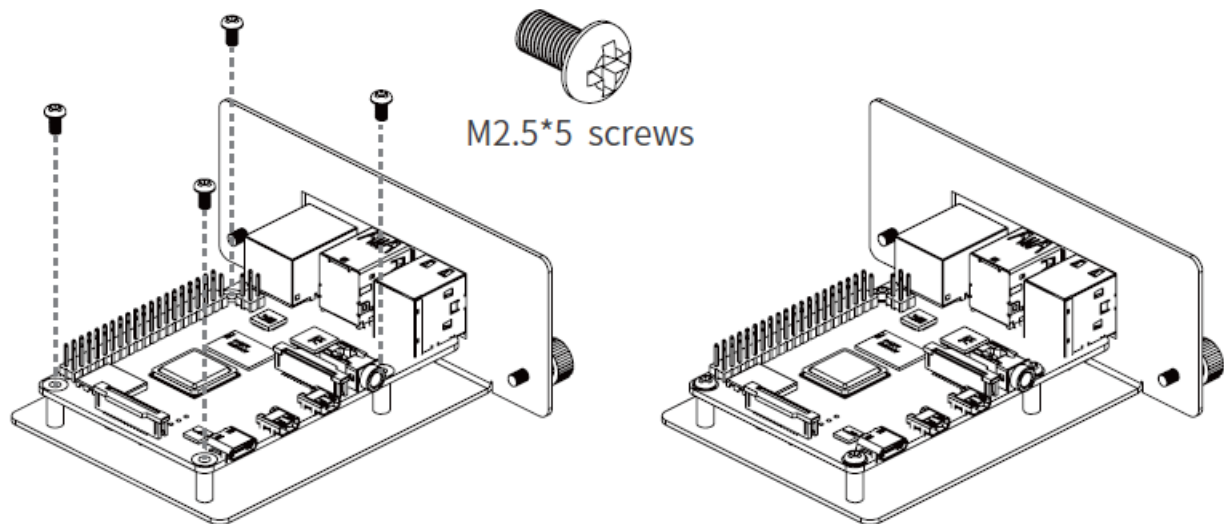


### M6 Rack screws × 4

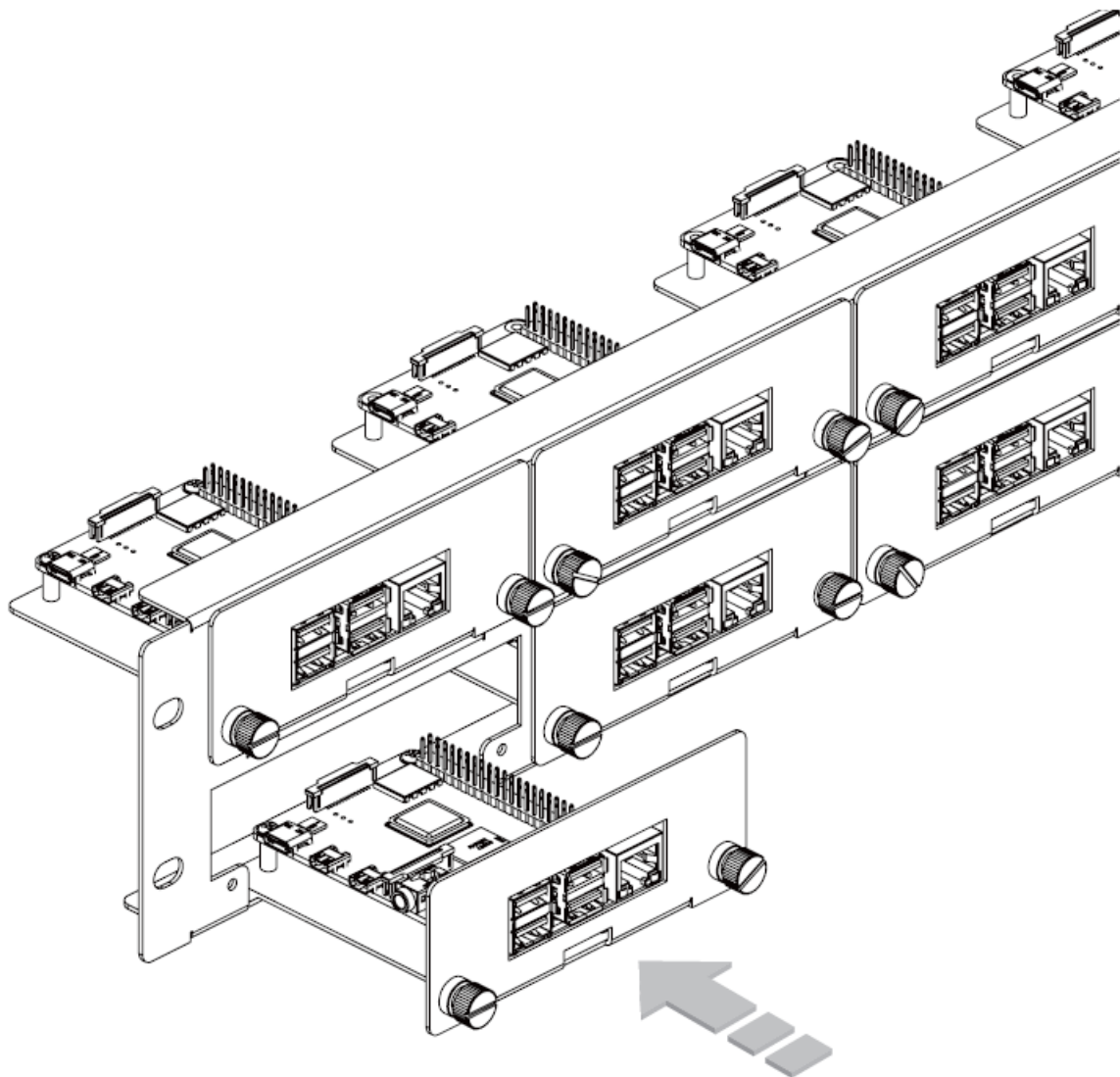


## Installation Instructions

1. Secure the Raspberry Pi with M2.5\*5 round head screws.



2. Simply introduce the installed bracket into the rackmount and secure the captive loose-off screws.




If any problem, feel free to contact us.

- Website: [www.uctronics.com](http://www.uctronics.com).
- Email: [support@uctronics.com](mailto:support@uctronics.com).



## Documents / Resources

	<b><a href="#">UCTRONICS RM0009 19 Inch 2U Raspberry Pi Rackmount</a></b> [pdf] Instruction Manual RM0009 19 Inch 2U Raspberry Pi Rackmount, RM0009, 19 Inch 2U Raspberry Pi Rackmount, 2U Raspberry Pi Rackmount, Raspberry Pi Rackmount, Pi Rackmount, Rackmount
---	---

## References

- [UC Embedded Camera Modules for Rpi, Arduino, Jetson Nano & NX](#)