



UBOTIE HW357-3 2.4G Wireless Keyboard and Mouse Combo User Manual

[Home](#) » [UBOTIE](#) » UBOTIE HW357-3 2.4G Wireless Keyboard and Mouse Combo User Manual 

UBOTIE HW357-3 2.4G Wireless Keyboard and Mouse Combo




Contents

- 1 Packing list
- 2 2.4G Connection
- 3 Keyboard Specifications
- 4 Mouse Specifications
- 5 Multimedia buttons
- 6 Documents / Resources
- 7 Related Posts

Packing list

- 1* Keyboard
- 1* Mouse
- 1* User manual
- 1* Hairbrush



FN
○ Fn lock indicator

1
○ Number lock indicator

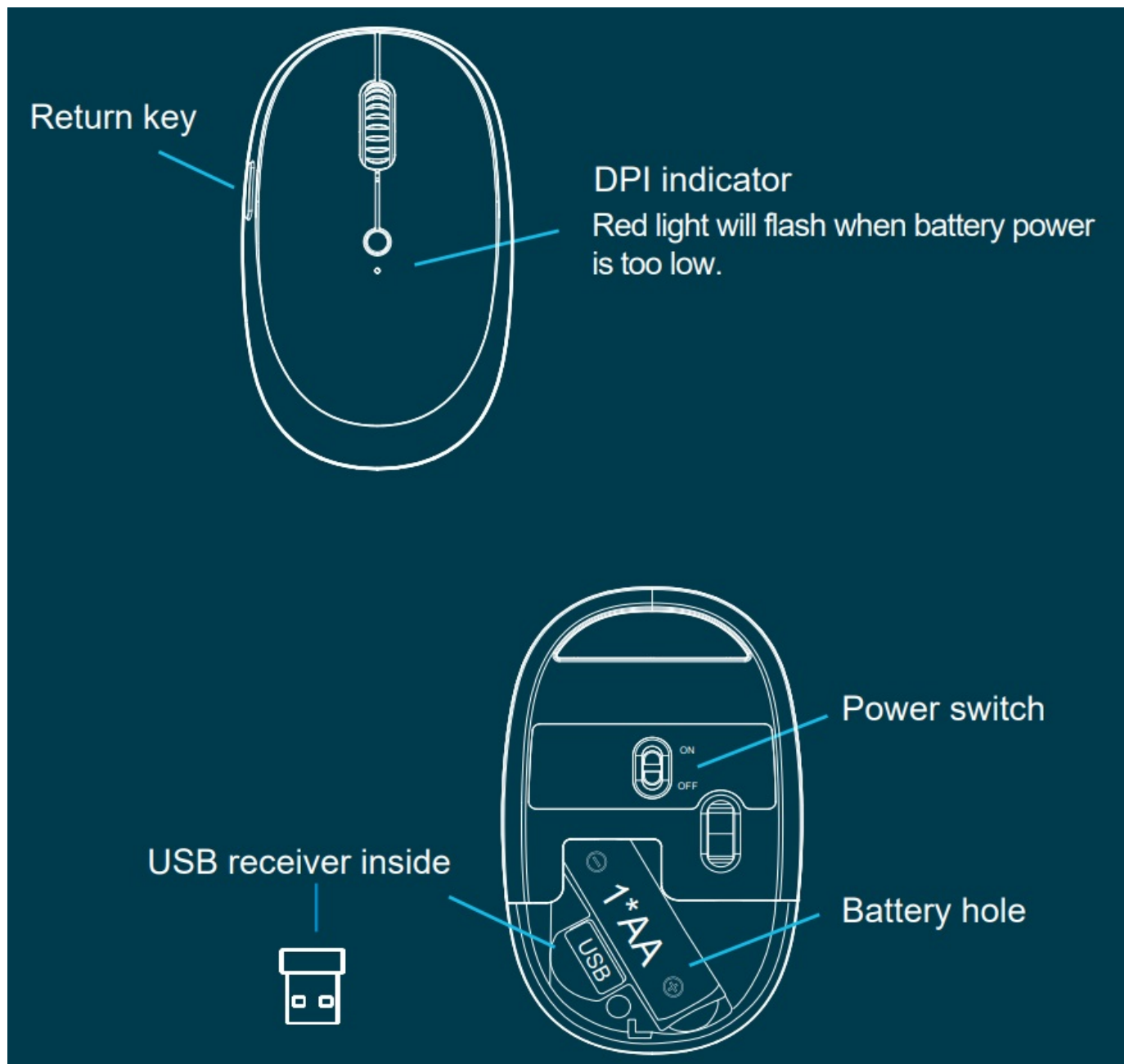
A
○ Caps lock indicator

Power
○ Power indicator



Battery hole

Power switch



2.4G Connection

1. Turn on the keyboard and mouse power switch.
2. Take out the USB receiver from the receiver hole on the bottom of the mouse.
3. Plug the USB receiver into your computer's USB port.
4. Then the keyboard and mouse is successfully connected.





Keyboard Specifications













Applicable system	Win 8 (and above) system, MAC OS, Android
Battery specifications	2*AAA dry cell
Working current	≤ 3 mA
Product Size	434.5*121*21.5mm
Effective transmission distance	Within 10 meters
Sleep time	Sleeps for 10 minutes after no operation
Wake-up method	Press any key to wake up




Mouse Specifications

DPI	800-1200 default -1600
Battery specifications	1*AA dry cell
Effective transmission distance	Within 10 meters
Working current	≤ 15 mA
Product Size	100.5*61.5*34.5mm
Sleep time	Sleeps for 10 minutes after no operation
Wake-up method	Press any key to wake up

Multimedia buttons

Key	Windows(Default)	MAC OS
	Mute	Mute
	Volume down	Volume down
	Screenshot	Screenshot
	Previous	Previous

	Play & Stop	Play & Stop
	Next	Next
	Decrease brightness	Decrease brightness
	Increase brightness	Increase brightness
	Select All	Select All
	Copy	Copy
	Paste	Paste
	Cut	Cut
	Window switching	NA
	Search	NA
	Speech recognition(win+H)	NA
	Equipment (Win+K)	NA

	Set up	NA
	Press FN+  to turn ON / OFF the FN function	

NOTE: This equipment has been tested and found to comply with the limits for a Class B digital device, pursuant to part 15 of the FCC Rules. These limits are designed to provide reasonable protection against harmful interference in a residential installation. This equipment generates uses and can radiate radio frequency energy and, if not installed and used in accordance with the instructions, may cause harmful interference to radio communications. However, there is no guarantee that interference will not occur in a particular installation. If this equipment does cause harmful interference to radio or television reception, which can be determined by turning the equipment off and on, the user is encouraged to try to correct the interference by one or more of the following measures:


- Reorient or relocate the receiving antenna.
- Increase the separation between the equipment and receiver.
- Connect the equipment into an outlet on a circuit different from that to which the receiver is connected.
- Consult the dealer or an experienced radio/TV technician for help.

Changes or modifications not expressly approved by the party responsible for compliance could void the user's authority to operate the equipment.

This device complies with Part 15 of the FCC Rules. Operation is subject to the following two conditions: (1) this device may not cause harmful interference, and (2) this device must accept any interference received, including interference that may cause undesired operation.



Documents / Resources

	UBOTIE HW357-3 2.4G Wireless Keyboard and Mouse Combo [pdf] User Manual HW357-3, HW306-2, HW357-3 2.4G Wireless Keyboard and Mouse Combo, 2.4G Wireless Keyboard and Mouse Combo, Wireless Keyboard and Mouse Combo, Keyboard and Mouse Combo, Mouse Combo
---	---