

 **UBITracer**
**Mobile
Application**



UBITracer Mobile Application Instruction Manual

[Home](#) » [UBITracer](#) » UBITracer Mobile Application Instruction Manual 

Contents

- 1 UBITracer Mobile Application
- 2 Application Installation
- 3 Account Registration
- 4 Register your device
- 5 Service Plan and Payment
- 6 Monitor and Locate
- 7 Specification
- 8 Warranty and Safety
- 9 Support
- 10 Documents / Resources
 - 10.1 References



UBITracer Mobile Application



Application Installation

- **Method 1:** Visit www.ubitracer.com/support to find the download link for your mobile device.
- **Method 2:** Search UBITracer in Google Play or Apple App Store.

Account Registration

If you don't already have a user account with us, please use the UBITracer mobile app to create an account.

UBITracer

CREATE ACCOUNT

Enter your username

Enter your email

Enter your first name

Enter your last name


Enter your password

By clicking Sign Up, you agree to our [End User Services Agreement](#) and [Privacy Policy](#).

Sign Up

Already a member? [Sign In](#)

Register your device

Log into the UBITracer mobile app. Click + icon under the My Devices tab. Click  or  the switch between

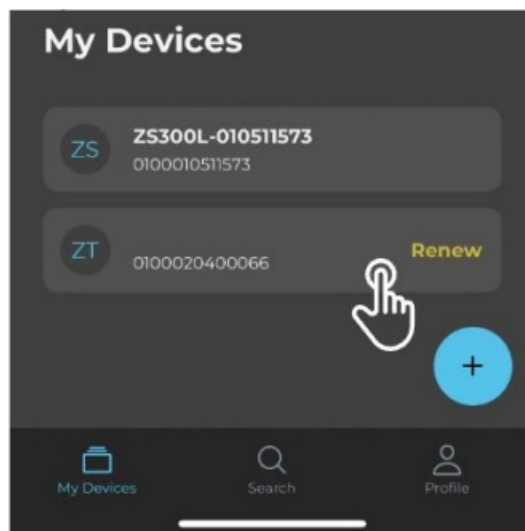
the following 2 registration methods.

- **Method 1:** Scan the QR code on the device.
- **Method 2:** Type in the SN under the bar code.



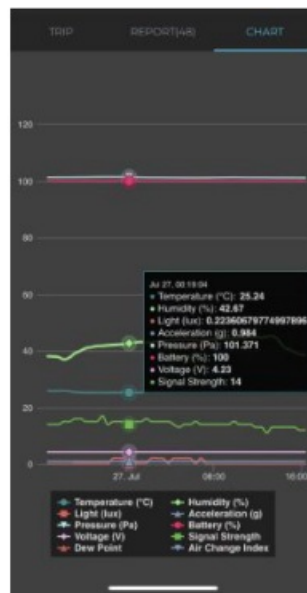
Service Plan and Payment

- Each UBITracer device requires its service plan. Register the device using the UBITracer mobile app and click the SN in your device list.
- Then follow the prompts to select an appropriate service plan and enter payment information.



Monitor and Locate

After selecting a plan, clicking the SN will bring you to the device detail page where you can view your trip, report and chart in real time. Click the time horizon window at the bottom to change timeframe.



Click the name of sensor values underneath the chart to display or hide them on the chart.



Specification

- **Size:** 90*62*26(mm)/3.5*2.4*1.0(inch)
- **Weight:** 140g/4.94oz
- **Dust and water protection:** 1P67
- **Temperature Accuracy:** ±0.45°F
- **Location Method:** GPS + WiFi + GSM
- **Communication:** 2G, 3G and 4G
- **Battery:** 3000mAh
- **Battery Charging:** 5V(DC1.6A)

The specifications are for reference only. Products may be subject to changes without notice. This product complies with the radio interference requirements of the European Community.

Warranty and Safety

UBITracer comes with a 12-month limited warranty. For limitations, conditions, and methods to receive warranty service, please visit the link provided under Support.
It is a mandatory requirement that you read and understand safety information before you start using this device. Please visit the link provided under Support to review safety information before proceeding.

Support


- For more information, please visit: <https://support.ubitracer.com>



- Please first email us to explore customized device configurations, and tell us more about your monitoring and tracking demands.

Email: support@ubitracer.com

Documents / Resources

	UBITracer Mobile Application [pdf] Instruction Manual Mobile Application, Application
---	--

References

- [User Manual](#)

[Manuals+](#), [Privacy Policy](#)

This website is an independent publication and is neither affiliated with nor endorsed by any of the trademark owners. The "Bluetooth®" word mark and logos are registered trademarks owned by Bluetooth SIG, Inc. The "Wi-Fi®" word mark and logos are registered trademarks owned by the Wi-Fi Alliance. Any use of these marks on this website does not imply any affiliation with or endorsement.