



Ubiolabs Wireless Charging Stand Wall Adapter Features User Manual

[Home](#) » [ubiolabs](#) » Ubiolabs Wireless Charging Stand Wall Adapter Features User Manual

Ubio Labs Wireless Charging Stand Wall Adapter Features User Manual



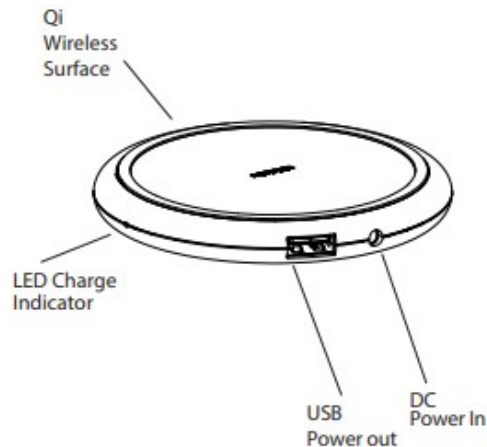
Contents [[hide](#)]

- [1 Wireless Charging Stand](#)
- [2 Wireless Pad Features](#)
- [3 Wall Adapter Features](#)
- [4 Important Safety Instructions](#)
- [5 Documents / Resources](#)
 - [5.1 References](#)
- [6 Related Posts](#)

Wireless Charging Stand

User Manual and Safety Instructions

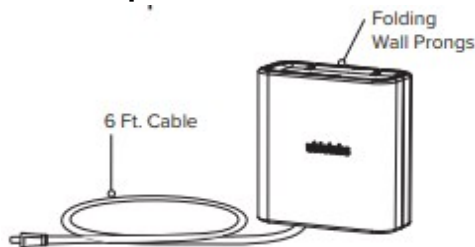
Wireless Pad Features



Technical Specifications

Model: AWC1068SG Input: 37.5W 15V / 2.5A DC Output: Wireless 10W Qi / 7.5W / 5W USB: DC5V 2.4A
Compatibility: Apple, Android, other devices with wireless charging Charge Indicator: White/amber LED indicator
Dimensions: 2.2 x 2.2 x 4.2 inches Weight: 10 oz. Your wireless pad is designed to provide optimal power delivery for your wireless device: 10W Qi certified fast charging for Samsung Note 9, S9+, S9, Note8, S8+, S8, S7 Edge, S7, S6 Edge, S7, S6 Edge, S6, Note5, LG G6, LGV30, Sony Xperia XZ 2 · 7.5W Apple wireless charging for iPhoneX , iPhoneX Max, iPhoneX , iPhone X, iPhone 8, iPhone 8 Plus · 5W charging for other compatible wireless charging devices

Wall Adapter Features



Technical Specifications

Model: CHG 1151 Input: AC 110-240V, 50-60 Hz Output: 37.5W 15V / 2.5A DC-DC Dimensions: 2.28 x 2.28 x 1.06inches Weight: 4.1 oz.

DO NOT RETURN TO THE STORE

Our customer service team is here to help. <http://www.ubiolabs.com/> support@ubiolabs.com 1-866-642-4428 (Monday – Friday 9am – 4pm PST) 2821 Northup Way, Suite 250 Bellevue, WA 98004

SAVE THESE INSTRUCTIONS Warranty At Ubio Labs we are dedicated to designing and manufacturing products with superior performance and 100% customer satisfaction. All of our products come with a 1 year limited warranty from date of purchase. At Ubio Labs, we are always improving our products' features and functionality, we reserve the right to change specifications at any time without notice.

Important Safety Instructions

WARNING – When using this product, basic precautions should always be followed, including the following:

1. Read all manufacturers instructions before using this product.
2. To reduce the risk of injury, close supervision is necessary when the product is used near children.
3. Do not put fingers or hands into the product.
4. Do not expose wireless pad to moisture, rain, or snow.
5. Use of a power supply or charger not recommended or sold by wireless pad manufacturer may result in a risk of fire or injury to persons.
6. Do not use the wireless pad in excess of its output rating. Overloaded outputs above rating may result in a risk of fire or injury to persons.
7. Do not disassemble the wireless pad. Take it to a qualified service person when service or repairs are required. Incorrect reassembly may result in a risk of fire or injury to persons.
8. Do not expose the wireless pad to fire or excessive temperature. Exposure to fire or temperature above 122°F may cause explosion. The wireless pad's working temperature is 104°F.
9. Have service performed by a qualified repair person using only identical replacement parts. This will ensure that the safety of the product is maintained.

NOTE: This equipment has been tested and found to comply with the limits for a wireless power charger, pursuant to Part 15 of the FCC Rules. These limits are designed to provide reasonable protection against harmful interference in a residential installation. This equipment generates, uses and can radiate radio frequency energy and, if not installed and used in accordance with the instructions, may cause harmful interference to radio communications. However, there is no guarantee that interference will not occur in a particular installation. If this equipment does cause harmful interference to radio or television reception, which can be determined by turning the equipment off and on, the user is encouraged to try to correct the interference by one or more of the following measures:

- Reorient or relocate the receiving antenna.
- Increase the separation between the equipment and receiver.
- Connect the equipment into an outlet on a circuit different from that to which the receiver is connected.
- Consult the dealer or an experienced radio/TV technician for help.

CAUTION: Changes or modifications not expressly approved by the party responsible for compliance could void the user's authority to operate the product. This equipment complies with FCC radiation exposure limits set forth for an uncontrolled environment. This equipment should be installed and operated with minimum distance 20cm between the radiator and your body. This transmitter must not be co-located or operating in conjunction with any other antenna or transmitter.

FCC COMPLIANCE STATEMENT: This device complies with part 15 of the FCC Rules. Operation is subject to the following two conditions:

1. This device may not cause harmful interference, and
 2. this device must accept any interference received, including interference that may cause undesired operation.
- Changes or modifications not expressly approved by the party responsible for compliance could void the user's authority to operate the equipment.

IC WARNING

This device contains licence-exempt transmitter(s)/ receiver(s) that comply with Innovation, Science and Economic Development Canada's licence-exempt RSS(s). Operation is subject to the following two conditions:

1. This device may not cause interference.


2. This device must accept any interference, including interference that may cause undesired operation of the device

ADVERTENCIA IC

Cet appareil contient des émetteurs / récepteurs exemptés de licence conformes aux RSS (RSS) d'Innovation, Sciences et Développement économique Canada. Le fonctionnement est soumis aux deux conditions suivantes :

- 1. Cet appareil ne doit pas causer d'interférences.
- 2. Cet appareil doit accepter toutes les interférences, y compris celles susceptibles de provoquer un fonctionnement indésirable de l'appareil.

Documents / Resources



[ubiolabs Wireless Charging Stand Wall Adapter Features](#) [pdf] User Manual
Wireless Charging Stand Wall Adapter Features, AWC1064SG, CHG1151

References

- [wix Mobile Charging Accessories | Ubiolabs.com | United States](#)