



UBeeSize UB-QJ002WT Electric Spin Scrubber Instruction Manual

[Home](#) » [Support](#) » UBeeSize UB-QJ002WT Electric Spin Scrubber Instruction Manual 

Contents

- [1 UBeeSize UB-QJ002WT Electric Spin Scrubber](#)
- [2 UBeeSize UB-QJ002WT Electric Spin Scrubber](#)
- [3 Instructions for Use](#)
- [4 Description](#)
- [5 Optional brush and accessories](#)
- [6 Technical Parameters](#)
- [7 Common Faults](#)
- [8 FAQs](#)
- [9 Video-Introduction](#)
- [10 References](#)
- [11 Related Posts](#)

UBeeSize

UBeeSize UB-QJ002WT Electric Spin Scrubber

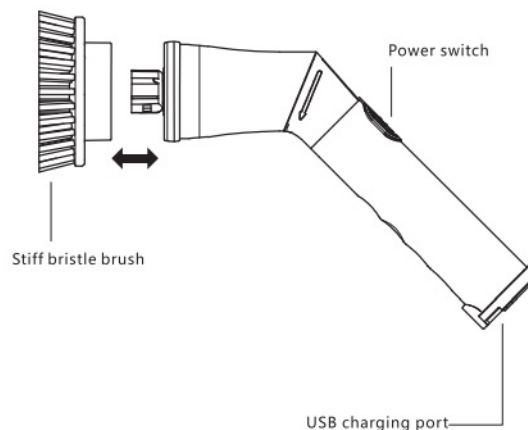


UBeeSize UB-QJ002WT Electric Spin Scrubber

Instructions for Use

- Press the Power switch button and use the slow speed gear by default. One blue indicator lights on.
- Press the switch button again and switch to the fast gear. Two blue indicators light on.
- Press the switch button three times to shut down the machine.
- In the process of using, if the speed significantly slows down which means the power is insufficient, it should be charged in time.
- The device cannot turn on during the charging process, unplug the power cable before turning on the device.
- The red light is on when the machine is in charging, and the green light is on when the charge is full.
- The machine will shut down automatically at low voltage.
- When charging, pull away the silicone of the USB port at the tail and plug in the
- Type-c cable for charging. After it is full, the silicone of the USB port must be sealed and installed properly to prevent water from entering the product from the USB port and causing the product can not work.
- The product should be fully charged for the first time and after long-term storage.

Description



Precautions

- Please use the supporting USB charging cable to charge, which is only used to connect the mobile phone charger (conforming to GB4706.1 standard certification, output 5V=), charging bank, car USB interface, and computer USB interface to charge.
- This product should not be regarded as a toy by children. Children should use it under the guidance of adults.
- When cleaning, unplug the USB cable and clean the product with a damp soft cloth and non-corrosive liquid cleaner.
- If the product is damaged, please do not use the product again, otherwise, it may cause harm to the human body.
- Do not disassemble or repair this product by yourself.
- In different cleaning scenarios, please choose the appropriate brush head to avoid damaging the cleaning items.
- After cleaning, please remove the brush head after it stops rotating.
- When the product is working, do not squeeze the brush head with force to cause the brush head to stop rotating.
- After the brush head is finished, clean it with water to avoid residual stains.
- Do not immerse the product in water or other liquids for cleaning.
- Do not use this product near explosive and flammable objects or liquids.
- This product contains a lithium battery. It is strictly prohibited to open the product shell to avoid damage to the battery or other dangers.
- Do not charge this product in a humid environment.
- Do not burn the lithium battery or this product, it may cause an explosion.

Brush head installation and replacement

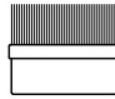
- According to the cleaning requirements, choose the appropriate brush head, and make sure that the brush head is firmly installed.
- When installing the brush head, just align the card slot of the brush head with the rotating shaft of the machine and jam the brush head.
- Replace the brush head by gently pulling it out and inserting it into the replacement brush head.
- The Velcro adapter head is suitable for sponge/clean cloth, coarse fiber, and all kinds of brush heads interchangeably.

Optional brush and accessories



Circular disc brush

(Applicable to tile, marble, floor, stove, bathtub pollution cleaning)




Small round brush

(Applicable to small area surface cleaning of footwear and various articles)




Sponge

(Applicable to tableware, glass, mirror, furniture surface and car waxing)



Semi circular brush

(Applicable to washbasin, toilet, and concave-shaped 360-degree cleaning)



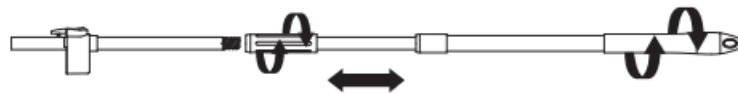
Coarse fibre

(Applicable to grill, uncoated fryer, stubborn stain cleaning))

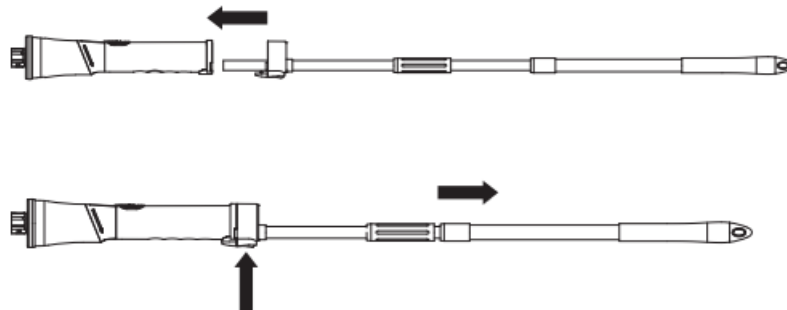


Pointed brush

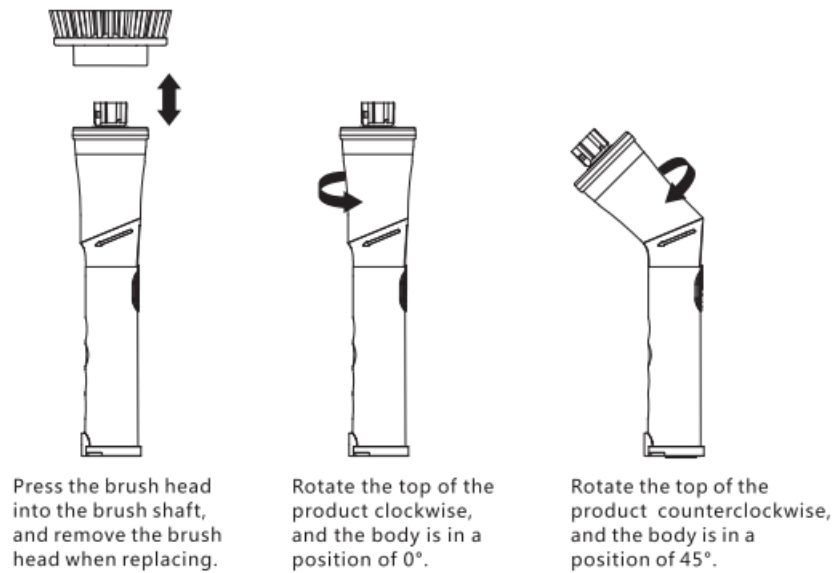
(Applicable to washing basin corner, shower room corner, and other corner crevice cleaning)



Rotate and install the connecting rod connection, and tighten it. Turning the handle counterclockwise can adjust the required length of the telescopic rod, and turning it clockwise can fix the telescopic rod for use.



Install the telescopic rod into the rear of the host until it clicks into place. Press the connection button to quickly remove the telescopic rod.



Technical Parameters

Product name	Electric Cleaning Brush
Model	DS-258
Waterproof rating	IPX 6
Lithium battery capacity	2000 mAh
Rated working voltage	3.7V
Rated working power	10W
Rated input voltage	5V 1A

Common Faults

Fault Symptoms	Possible cause	Treatment Method
The motor does not rotate or the speed is slow.	Lithium battery is used up or insufficient.	Please charge it fully in time before using.
The product suddenly stops when it is working.	In the process of using the product, the brush head is under too much pressure, resulting in motor blocking.	In the process of use, the cleaning items should be pressed with appropriate force, do not use with too much force.
Abnormal sound or failure of product operation	In the process of use, the brush head is under too much pressure, resulting in motor blocking.	Remove the items in time, check whether the sealing cover of the charging port is tightened properly, or whether the silica gel of the USB port is sealed properly and start to use after the internal water dries naturally.
The indicator light is off when charging.	The specifications of the power adapter are not correct, and the power supply is not connected well.	The size of the power adapter needs to be 5V. Check whether the USB cable is connected to the charging port or not.

FAQs

What is the UBeesize UB-QJ002WT Electric Spin Scrubber?

The UBeesize UB-QJ002WT Electric Spin Scrubber is a versatile cleaning tool designed to make cleaning tasks more efficient and less strenuous.

How does the electric spin scrubber work?

The electric spin scrubber features a rotating brush head that effectively scrubs surfaces when powered on. It's designed to make cleaning easier by reducing the effort required.

What surfaces can the electric spin scrubber be used on?

The UBeesize Electric Spin Scrubber can be used on a variety of surfaces, including tile, grout, bathtub, shower, and more.

Is the scrubber suitable for both indoor and outdoor cleaning?

This scrubber is primarily designed for indoor cleaning tasks, but it can be used outdoors on specific surfaces like outdoor tiles.

Is it safe to use on delicate surfaces?

The scrubber may have adjustable settings to control its power, making it suitable for delicate surfaces like glass and mirrors when used with caution.

What is included in the package when purchasing the electric spin scrubber?

The package typically includes the electric spin scrubber, various brush attachments, a charging cable, and user instructions.

How long does the battery of the scrubber last on a single charge?

The battery life may vary depending on usage, but it often provides several hours of cleaning on a full charge.

Is the scrubber waterproof?

Many electric spin scrubbers are designed to be waterproof to ensure safe use in wet environments like bathrooms.

Can the scrubber be used with cleaning agents or solutions?

Yes, you can typically use cleaning agents or solutions with the scrubber to enhance its cleaning power.

How do I clean and maintain the brush attachments?

Brush attachments can usually be cleaned by rinsing them with water and mild soap after use. Proper maintenance can prolong their lifespan.

Is the electric spin scrubber suitable for deep cleaning?

Yes, the electric spin scrubber is designed to provide efficient and thorough cleaning, making it suitable for deep cleaning tasks.

Is it easy to store when not in use?

The scrubber is often designed with storage in mind, and some models come with a hanging hook or stand for convenient storage.

Is the handle adjustable for different cleaning angles?

Many electric spin scrubbers have adjustable handles that can be positioned at various angles to make it easier to clean hard-to-reach areas.

Is it noisy during operation?

The noise level of the scrubber can vary, but it's generally designed to operate quietly to avoid disturbances during cleaning.

What is the warranty for the UBeesize Electric Spin Scrubber?

The warranty duration may vary depending on the manufacturer, so it's advisable to check the specific warranty terms when purchasing.

Can the electric spin scrubber be used by people of all ages?

The scrubber is generally designed to be user-friendly and suitable for people of various ages, but adult supervision may be needed for children.

Video-Introduction



[Download This PDF Link UBeesize UBIS2022WT Electric Spin Scrubber Instruction Manual Electric-Spin-Scrubber-Instruction-Manual.mp4](#)

References

- [User Manual](#)

