



## U-PROX WDC Mini Alarm Systems Instruction Manual

[Home](#) » [U-PROX](#) » U-PROX WDC Mini Alarm Systems Instruction Manual 

### Contents

- [1 U-PROX WDC Mini Alarm Systems](#)
- [2 Wireless Magnetic Door/Window Contact – U-Prox WDC mini](#)
- [3 Technical Specifications](#)
- [4 Functional parts of the device](#)
- [5 Product Usage](#)
- [6 Complete Set:](#)
- [7 TECHNICAL SPECIFICATIONS OF THE PEODUCT](#)
- [8 INSTALLATION](#)
- [9 Documents / Resources](#)
- [10 Related Posts](#)

# U-PROX

**U-PROX WDC Mini Alarm Systems**



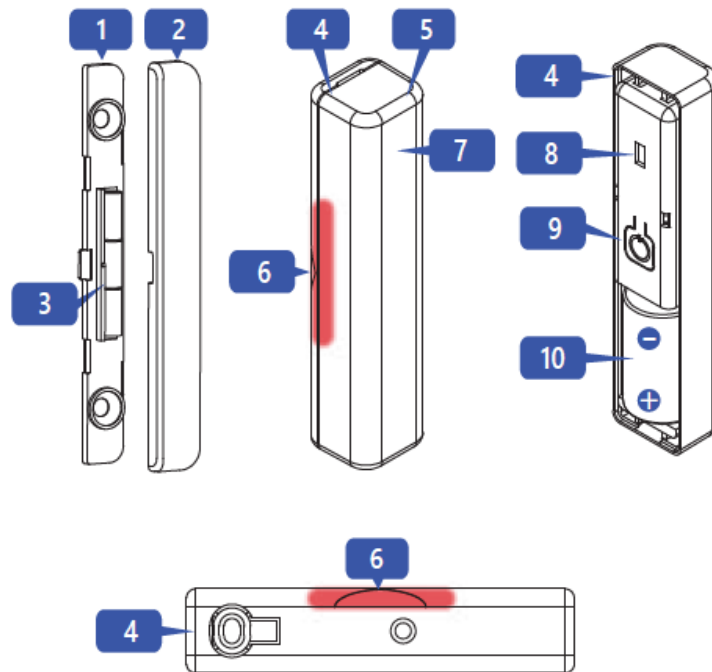
### **Wireless Magnetic Door/Window Contact – U-Prox WDC mini**

The U-Prox WDC mini is a wireless magnetic contact designed to monitor the status of structural elements (open/close) to detect an attempt to enter a room. The device sends an alarm notification to the U-Prox security alarm system. It is mounted indoors and used to protect doors and windows.

### **Technical Specifications**

- **Reed switch threshold:** 7-15 mm, operations > 1 000 000
- **Power:** 3V, CR2 lithium battery included
- **Service life of battery:** up to 5 years
- **Radio frequency:** ISM-band wireless interface with several channels
- **Communication:** ITU region 1 (EU, UA): 868.0 to 868.6 MHz, bandwidth 100kHz, 20 mW max., up to 4800m (in line of sight); ITU region 3 (AU): 916.5 to 917 MHz, bandwidth 100kHz, 20 mW max., up to 4800m (in line of sight)
- **Secure two-way communication:** sabotage detection, key – 256 bits
- **Dimensions & weight:** 85 x 18.5 x 17.6 mm & 56 grams
- **Magnet dimensions:** 85 x 11 x 6 mm
- **Case colour:** white, dark brown, black

### **Functional parts of the device**



1. Bottom plate of magnet case
2. Magnet case cover
3. Neodymium magnet
4. Bottom plate of detector case
5. Detector case top cover
6. Magnet position marks
7. LED indicator
8. Tamper switch
9. On/off button
10. Battery CR2 and capsule with the device

## Product Usage

The U-Prox WDC mini needs to be connected to the control panel and configured with the U-Prox Installer mobile application. The device is used to monitor the status of doors and windows and detect any unauthorized attempt to enter a room. Follow the below-mentioned steps for using the U-Prox WDC mini:

1. Mount the U-Prox WDC mini indoors on doors or windows using the mounting kit provided in the complete set.
2. Make sure that the magnet position marks align with the bottom plate of magnet case and neodymium magnet.
3. Connect the U-Prox WDC mini to the control panel with the help of U-Prox Installer mobile application.
4. Configure the device according to your preferences and activate it.
5. The device will monitor the status of doors and windows, and in case of any unauthorized attempt, it will send an alarm notification to the U-Prox security alarm system.

## Complete Set:

- U-Prox WDC mini
- Magnet
- CR2 battery (pre-installed)

- Mounting kit
- Quick start guide

**CAUTION:** RISK OF EXPLOSION IF BATTERY IS REPLACED BY AN INCORRECT TYPE. DISPOSE USED BATTERIES ACCORDING TO THE NATIONAL REGULATIONS

**WARRANTY:** Warranty for U-Prox devices (except batteries) is valid for two years after the purchase date. If the device operates incorrectly, please contact [support@u-prox.systems](mailto:support@u-prox.systems) at first, maybe it can be solved remotely.

[www.u-prox.systems](http://www.u-prox.systems)

[support@u-prox.systems](mailto:support@u-prox.systems)



[www.u-prox.systems/doc\\_wdc\\_mini](http://www.u-prox.systems/doc_wdc_mini)

## WIRELESS MAGNETIC DOOR/WINDOW CONTACT

Is a part of the U-Prox security alarm system

### User manual

**Manufacturer:** Integrated Technical Vision Ltd. Vasyl Lypkivsky str. 1, 03035, Kyiv, Ukraine

**U-Prox WDC mini** – is a wireless magnetic contact designed to EN monitor the status of structural elements (open/close) to detect an attempt to enter a room. The device sends an alarm notification to the alarm center U-Prox security alarm system. Mounted indoors and used to protect doors and windows.

The device is connected to the control panel and is configured with the U-Prox Installer mobile application.

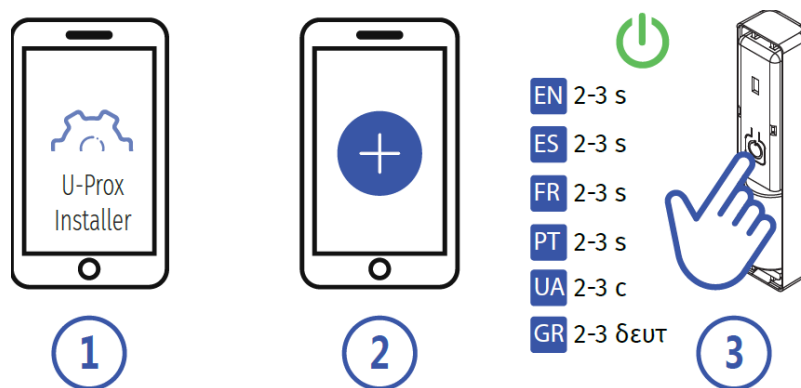


U-Prox Installer

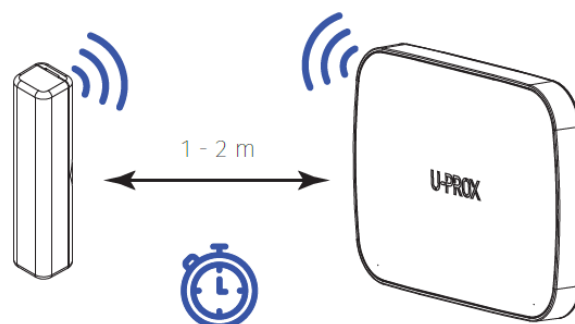
## TECHNICAL SPECIFICATIONS OF THE PRODUCT

Reed switch	threshold 7-15 mm, operations > 1 000 000
Power	3V, CR2 lithium battery included
Service life of battery	up to 5 years
Radio frequency	ISM-band wireless interface with several channels ITU region 1 (EU, UA): 868.0 to 868.6 MHz, bandwidth 100kHz, 20 mW max., up to 4800m (in line of sight) ITU region 3 (AU): 916.5 to 917 MHz, bandwidth 100kHz, 20 mW max., up to 4800m (in line of sight)
Communication	Secure two way communication, sabotage detection, key - 256 bits
Operating temperature range	-20°C to +50°C
Dimensions & weight	85 x 18,5 x 17,6 mm & 56 gram
Magnet dimensions	85 x 11 x 6 mm
Case colour	white, dark brown, black

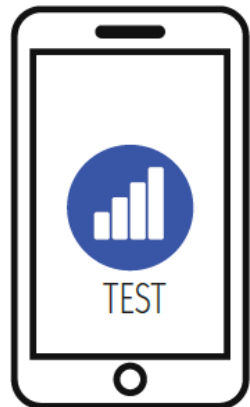
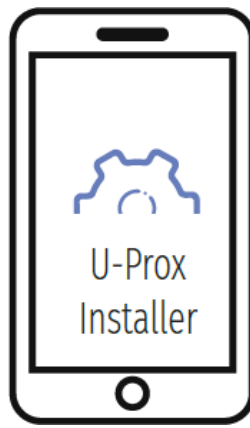
## REGISTRATION



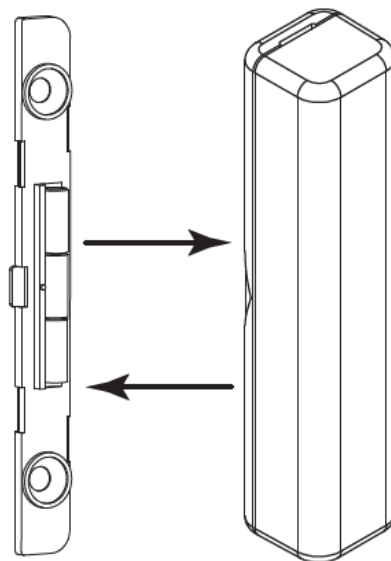

10-15 s

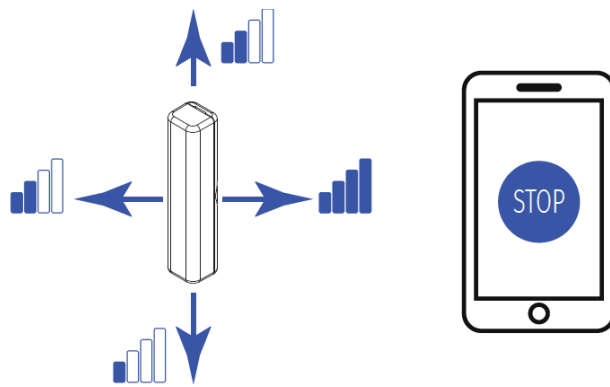


RANGE TEST FOR INSTALLATION LOCATION

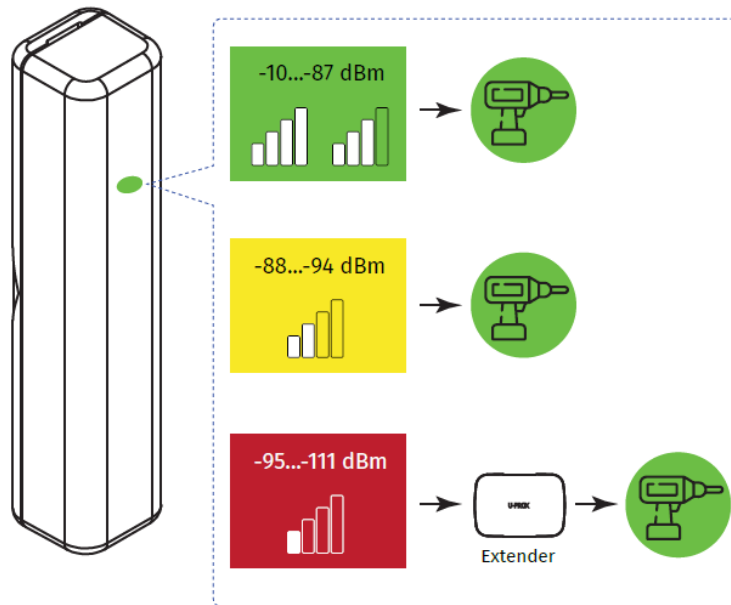


Due to Grade 2 requirement RF link works with reduction of power in 8 dB

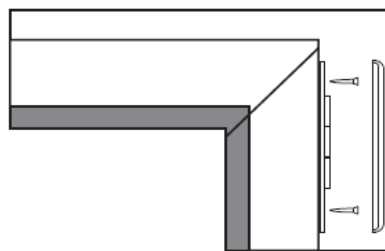




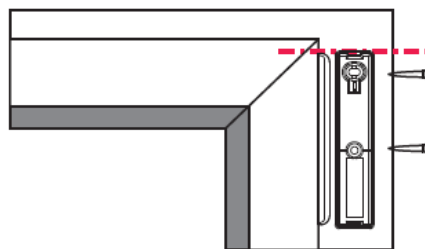
30 min  
INDICATION IN RANGE TEST MODE



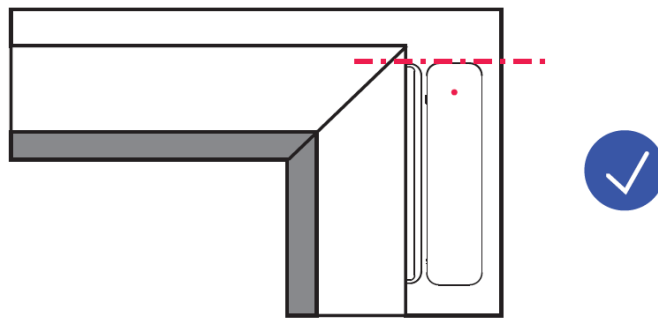
## INSTALLATION



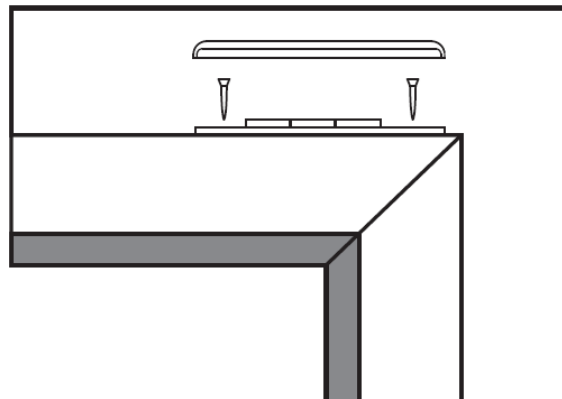
1



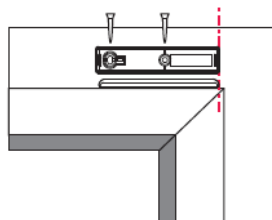
2



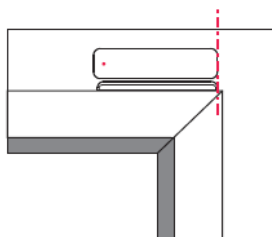
3



1



2



3

## Documents / Resources



[U-PROX WDC Mini Alarm Systems](#) [pdf] Instruction Manual  
WDC Mini Alarm Systems, Mini Alarm Systems, Alarm Systems