



U-PROX Keypad G1 Security Systems Instruction Manual

[Home](#) » [U-PROX](#) » U-PROX Keypad G1 Security Systems Instruction Manual 

U-PROX

Keypad G1



https://www.u-prox.systems/doc_keypadg1



www.u-prox.systems



support@u-prox.systems



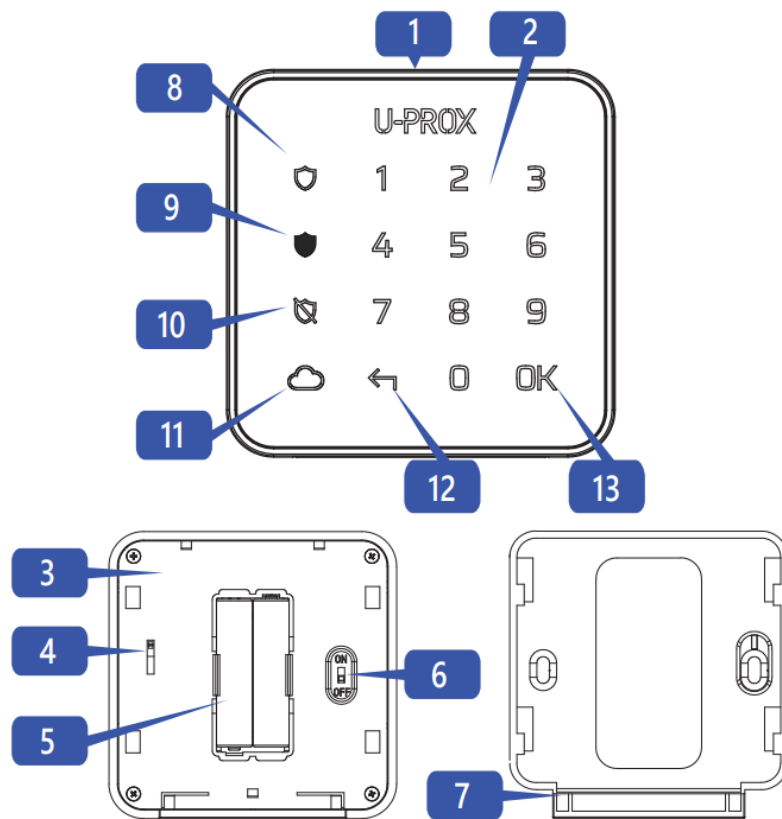
www.u-prox.systems/doc_keypadmini2

WIRELESS TOUCH MINI KEYPAD

Is a part of the U-Prox security alarm system User manual

Manufacturer: Integrated Technical Vision Ltd.

Vasyl Lypkivsky str. 1, 03035, Kyiv, Ukraine



U-Prox Keypad G1 – is a wireless keypad designed for arming and disarming, displaying alarms and device status, as well as interaction with the user of the alarm system.

The device is connected to the control panel and is configured with the U-Prox Installer mobile application.



U-Prox Installer

<https://u-prox.systems/Installer>

Functional parts of the device (see picture)

1. Keypad case
2. Numeric keypad
3. Keypad case, rear view
4. Tamper switch
5. Batteries
6. On/Off switch
7. Keypad plate
8. “Partial Arming” button (“Stay” or “Night Mode”) and indicator
9. “Arming” button and indicator
10. “Disarming” button and indicator

11. "Info" button and indicator with reprogramming capability
12. "Cancel" button
13. "OK" button – additional actions

Contents

- [1 TECHNICAL SPECIFICATIONS](#)
- [2 COMPLETE SET](#)
- [3 REGISTRATION](#)
- [4 RANGE TEST FOR OPTIMAL INSTALLATION LOCATION](#)
- [5 INSTALLATION](#)
- [6 INDICATION](#)
- [7 DISARM](#)
- [8 CANCELLING ALARM](#)
- [9 STAY ARM / NIGHT MODE](#)
- [10 DURESS CODE](#)
- [11 Documents / Resources](#)
- [12 Related Posts](#)

TECHNICAL SPECIFICATIONS

Code length	6
Partitions	1
Power	3V, two AAA alkaline batteries included
The service life of the battery	up to 2 years
Radiofrequency	ISM-band wireless interface with several channels ITU region 1 (EU, UA): 868.0 to 868.6 MHz, bandwidth 100kHz, 20 mW max., up to 4800m (in line of sight) ITU region 3 (AU): 916.5 to 917 MHz, bandwidth 100kHz, 20 mW max., up to 4800m (in line of sight).
Communication	Secure two-way communication, sabotage detection, key – 256 bits
Dimensions & weight	-10°C to +55°C
Operating temperature range	84.5 x 84.5 x 14.6 mm & 75 grams
Case color	white, black

COMPLETE SET

1. U-Prox Keypad G1;
2. Two AAA LR03 alkaline batteries (pre-installed);
3. Quick start guide

CAUTION.

RISK OF EXPLOSION IF BATTERY IS REPLACED BY AN INCORRECT TYPE. DISPOSE OF USED BATTERIES ACCORDING TO THE NATIONAL REGULATIONS

CAUTION.

Do not use salt batteries (R03)! FR03 lithium batteries or alkaline batteries (LR03) are highly recommended.

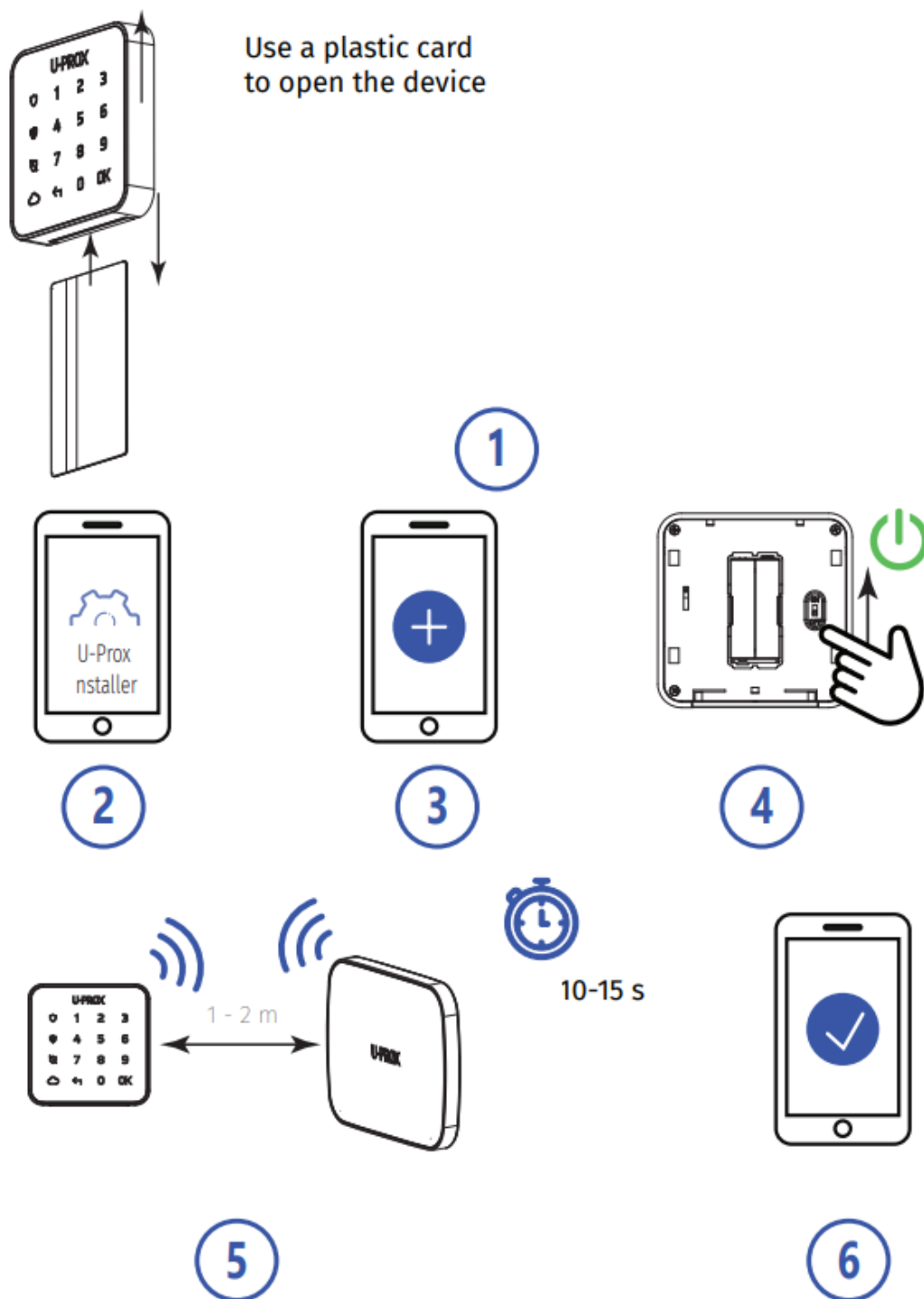
Usage of alkaline batteries (LR03) is allowed only at temperatures above +5°C.

WARRANTY

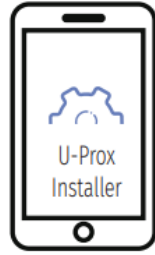
Warranty for U-Prox devices (except batteries) is valid for two years after the purchase date.

If the device operates incorrectly, please contact support@u-prox.systems at first, maybe it can be solved remotely.

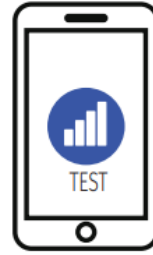
REGISTRATION




RANGE TEST FOR OPTIMAL INSTALLATION LOCATION



1

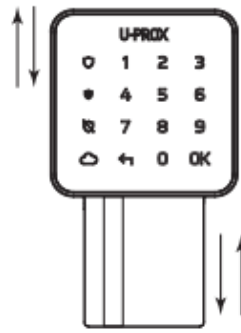


2a

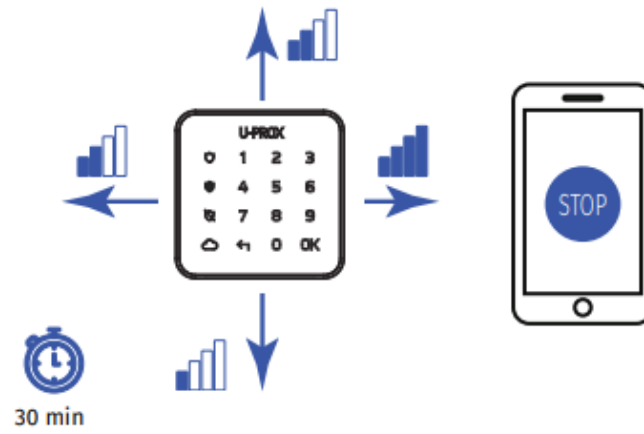


2b

Due to Grade 2 requirement, RF link works with reduction of power in 8 dB

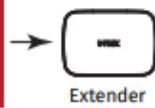


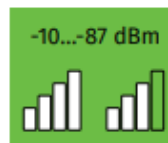


3



4

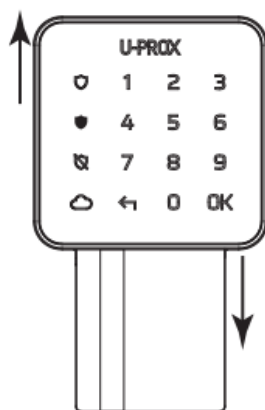
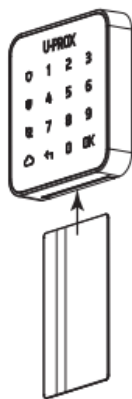
5



Extender



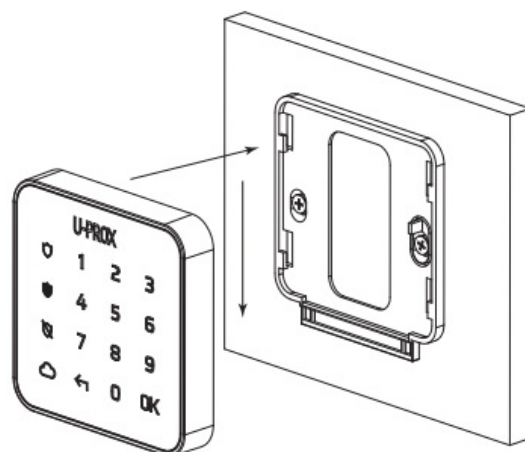
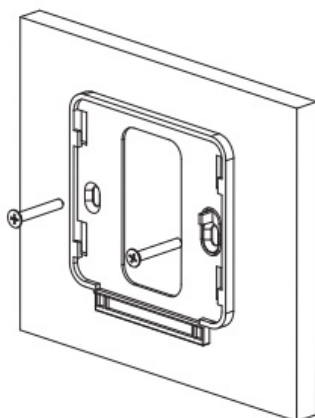
INSTALLATION



Use a plastic card
to open the device

1

2


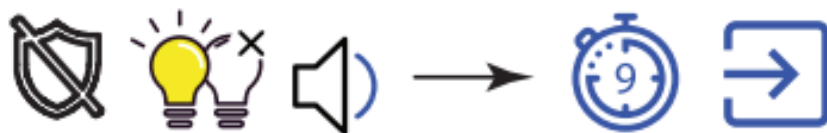
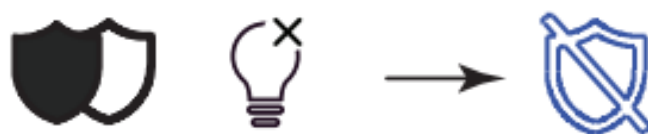
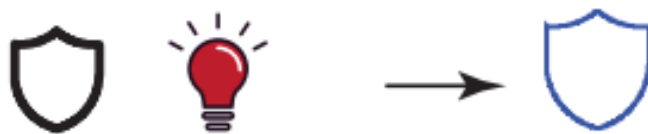
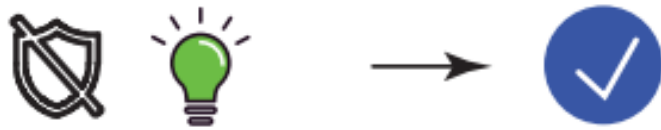


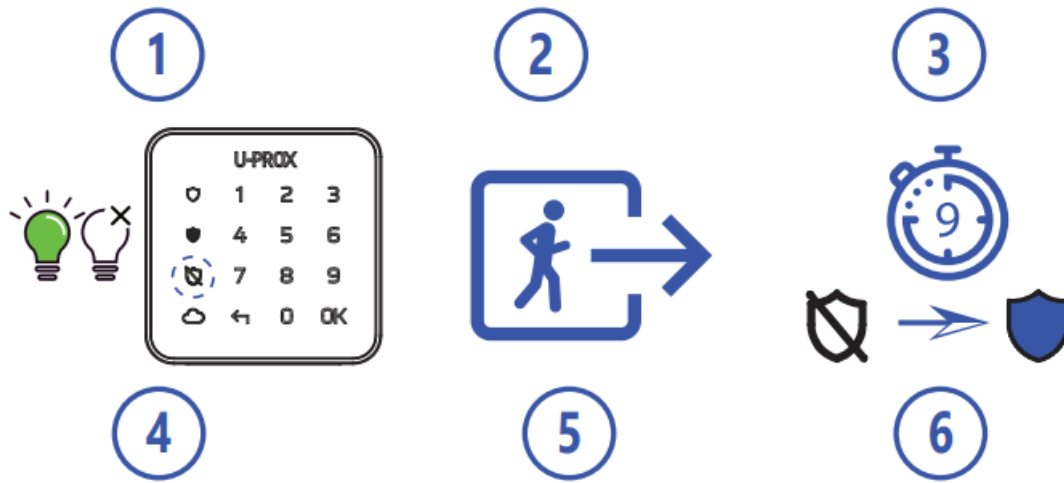
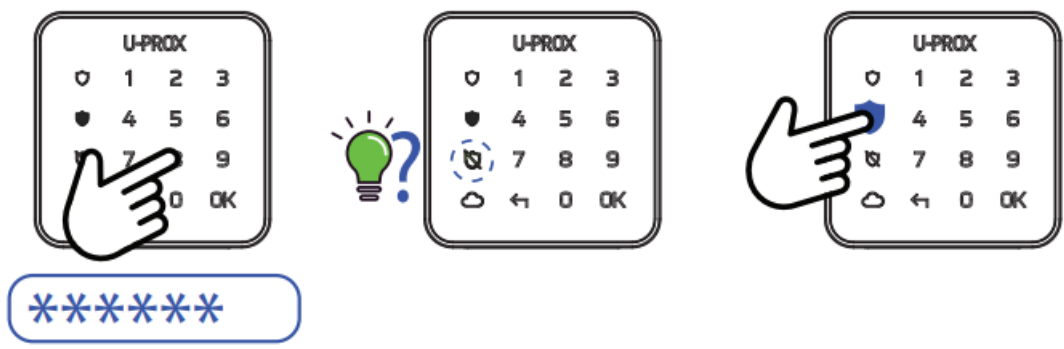
3

4

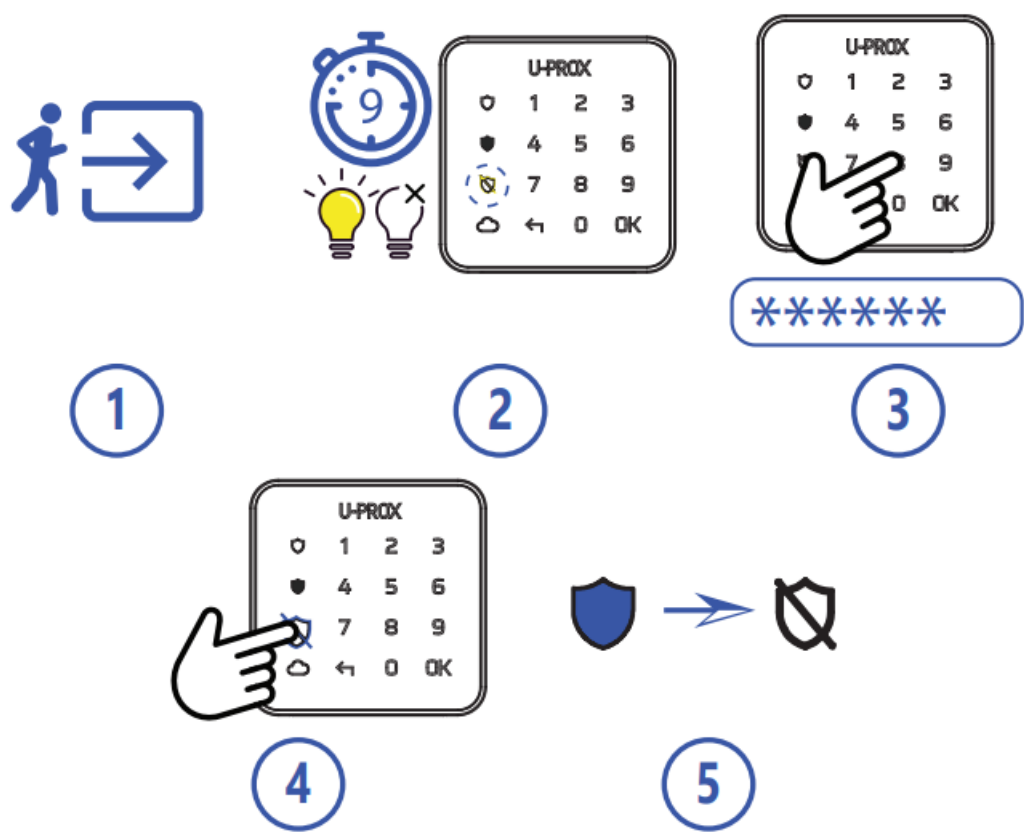
INDICATION



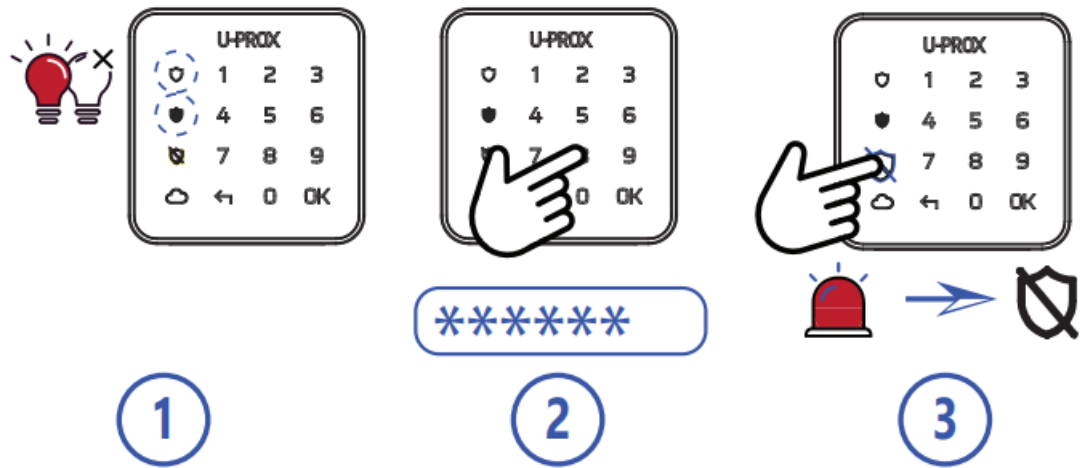




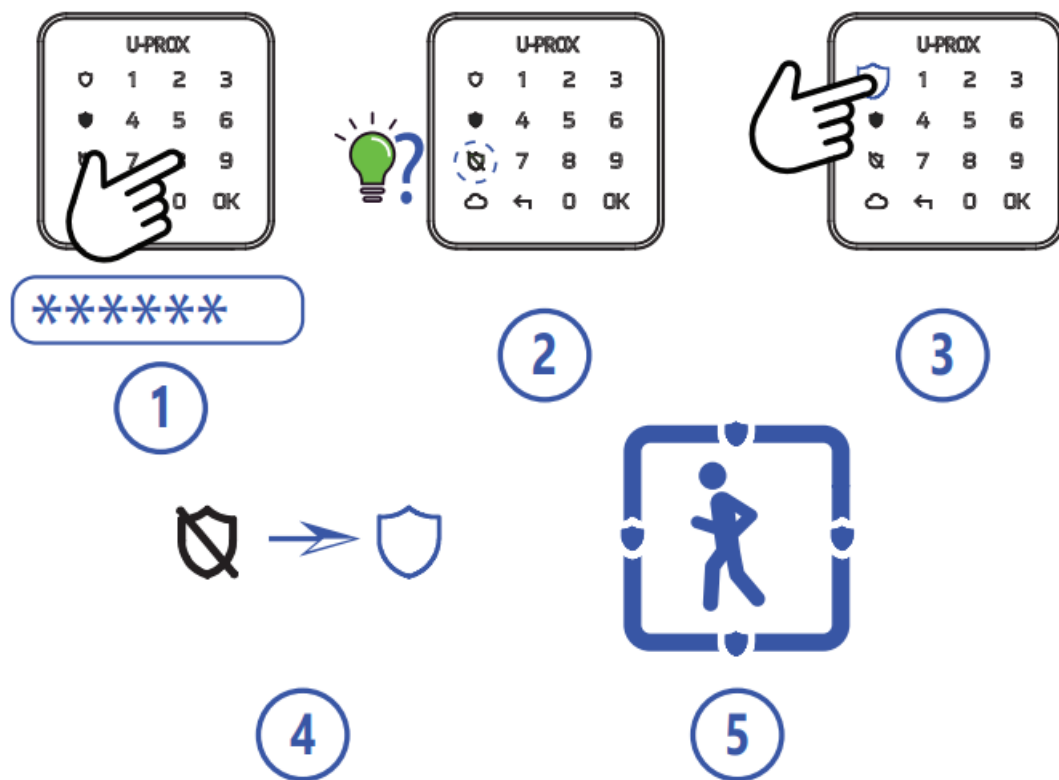
DISARM



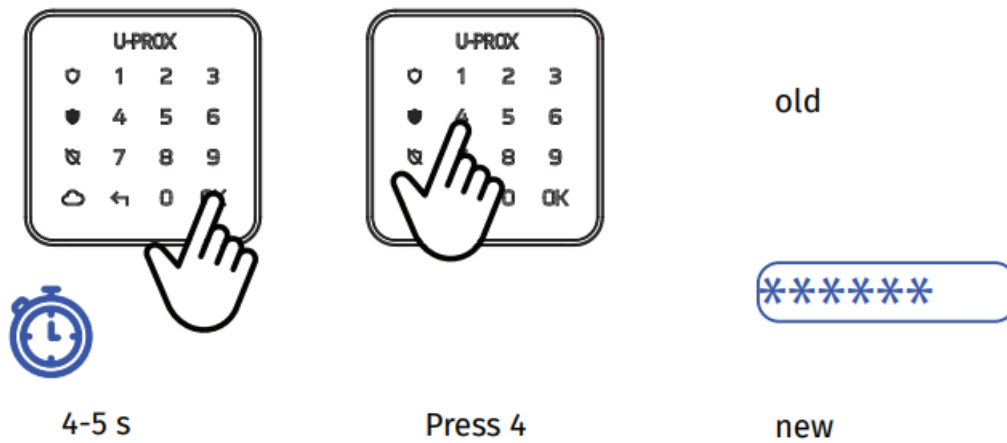
CANCELLING ALARM



STAY ARM / NIGHT MODE



CHANGE CODE



2 x *****

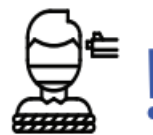
1




2

3

DURESS CODE

***** +1



258238	→		258239
182479	→		182470
241890	→		241891

Documents / Resources



[U-PROX Keypad G1 Security Systems](#) [pdf] Instruction Manual
Keypad G1, Security Systems, Keypad G1 Security Systems, Systems