



U-PROX Keyfob MAKS PRO Security Systems User Guide

[Home](#) » [U-PROX](#) » U-PROX Keyfob MAKS PRO Security Systems User Guide 

Contents

- [1 U-PROX Keyfob MAKS PRO Security Systems](#)
- [2 Product Information: U-Prox Keyfob](#)
- [3 Technical Specifications](#)
- [4 Product Usage Instructions](#)
- [5 WARRANTY](#)
- [6 REGISTRATION](#)
- [7 INDICATION](#)
- [8 CONTACT INFORMATION](#)
- [9 Documents / Resources](#)
- [10 Related Posts](#)

U-PROX
KEYFOB

U-PROX Keyfob MAKS PRO Security Systems



Product Information: U-Prox Keyfob

The U-Prox Keyfob is a wireless key fob designed to control the U-Prox security system. It has two buttons for arming and disarming, one soft key, and an LED indicator for interaction with the user of the alarm system. The device can be used as a panic button. The modification has a non-separable case due to safety requirements for Australian and New Zealand regions.

The device is registered for the user of the control panel and is configured with the U-Prox Installer mobile application. The U-Prox Keyfob is a part of the U-Prox security alarm system User manual.

Technical Specifications

- Partitions: 1
- Power: 3V, CR2032 lithium battery (included)
- Service life of battery: up to 5 years
- Radio frequency:
 - ISM-band wireless interface with several channels
 - ITU region 1 (EU, UA): 868.0 to 868.6 MHz, bandwidth 100kHz, 10 mW max., up to 100m (in line of sight)
 - ITU region 3 (AU): 916.5 to 917 MHz, bandwidth 100kHz, 10 mW max., up to 100m (in line of sight)
- Communication: Secure two-way communication, sabotage detection, key – 256 bits
- Case colour: white, black

Complete Set

- U-Prox Keyfob
- CR2032 battery (pre-installed)
- Quick start guide

Manufacturer

Integrated Technical Vision Ltd. Vasyl Lypkivsky str. 1, 03035, Kyiv, Ukraine

Warranty

Warranty for U-Prox devices (except batteries) is valid for two years after the purchase date. If the device operates incorrectly, please contact support@u-prox.systems at first, maybe it can be solved remotely.

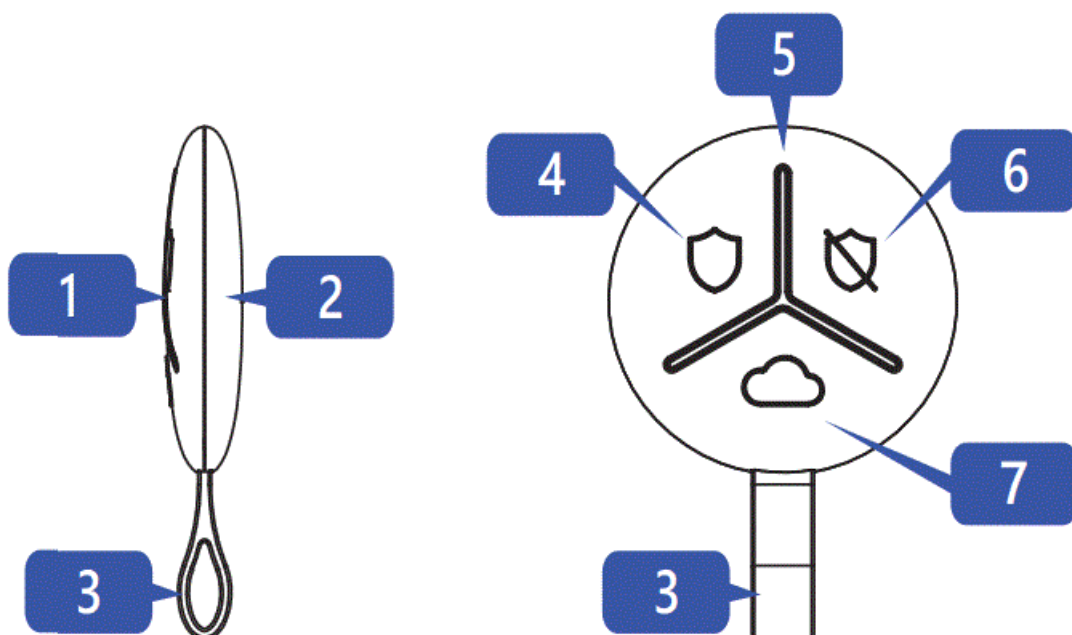
WARNING

Keep out of reach of children. Contains button cell battery. Hazardous, if swallowed, may lead to severe or fatal injury within 2 hours or less. If the battery is swallowed, immediately seek emergency medical attention.

Product Usage Instructions

1. Remove the top case cover of the U-Prox Keyfob to access the buttons and LED indicator.
2. Use the arming and disarming buttons to control the U-Prox security system.
3. The soft key can be programmed for a specific function.
4. The LED indicator will provide feedback on the status of the alarm system.
5. The U-Prox Keyfob can also be used as a panic button in case of emergency.
6. The device must be registered for the user of the control panel and configured with the U-Prox Installer mobile application.
7. For stay arm/night mode, press and hold the arming button for 2-3 seconds until the LED indicator blinks twice.
8. To disarm, press and hold the disarming button for 2-3 seconds until the LED indicator blinks twice.
9. The programmable button can be configured to perform a specific function.

WIRELESS KEY FOB IN A NON-SEPARABLE CASE Is a part of the U-Prox security alarm system User manual



WARNING: Keep out of reach of children

Contains button cell battery. Hazardous, if swallowed, may lead to severe or fatal injury within 2 hours or less. If battery is swallowed, immediately seek emergency medical attention.




U-Prox Keyfob – is a wireless key fob designed to control the U-Prox security system.

The modification has non-separable case due to safety requirements for Australian and New Zealand regions. It has two buttons for arming and disarming, one soft key, and a LED indicator for interaction with the user of the alarm system. Can be used as a panic button.

The device is registered for the user of the control panel and is configured with the U-Prox Installer mobile application.

Functional parts of the device (see picture)



1. Top case cover
2. Bottom case cover
3. Fastening strap
4. “Arming” button 
5. LED indicator
6. “Disarming” button 
7. Programmable button 

COMPLETE SET

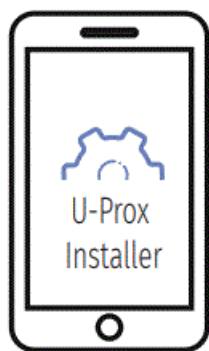
U-Prox Keyfob; 2. CR2032 battery (pre-installed); 3. Quick start guide

WARRANTY


Warranty for U-Prox devices (except batteries) is valid for two years after the purchase date.

If the device operates incorrectly, please contact support@u-prox.systems at first, maybe it can be solved remotely.

REGISTRATION



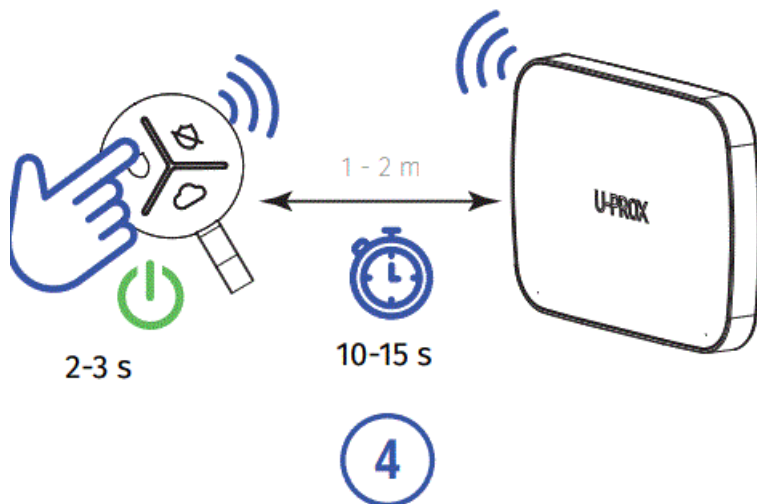
1



2

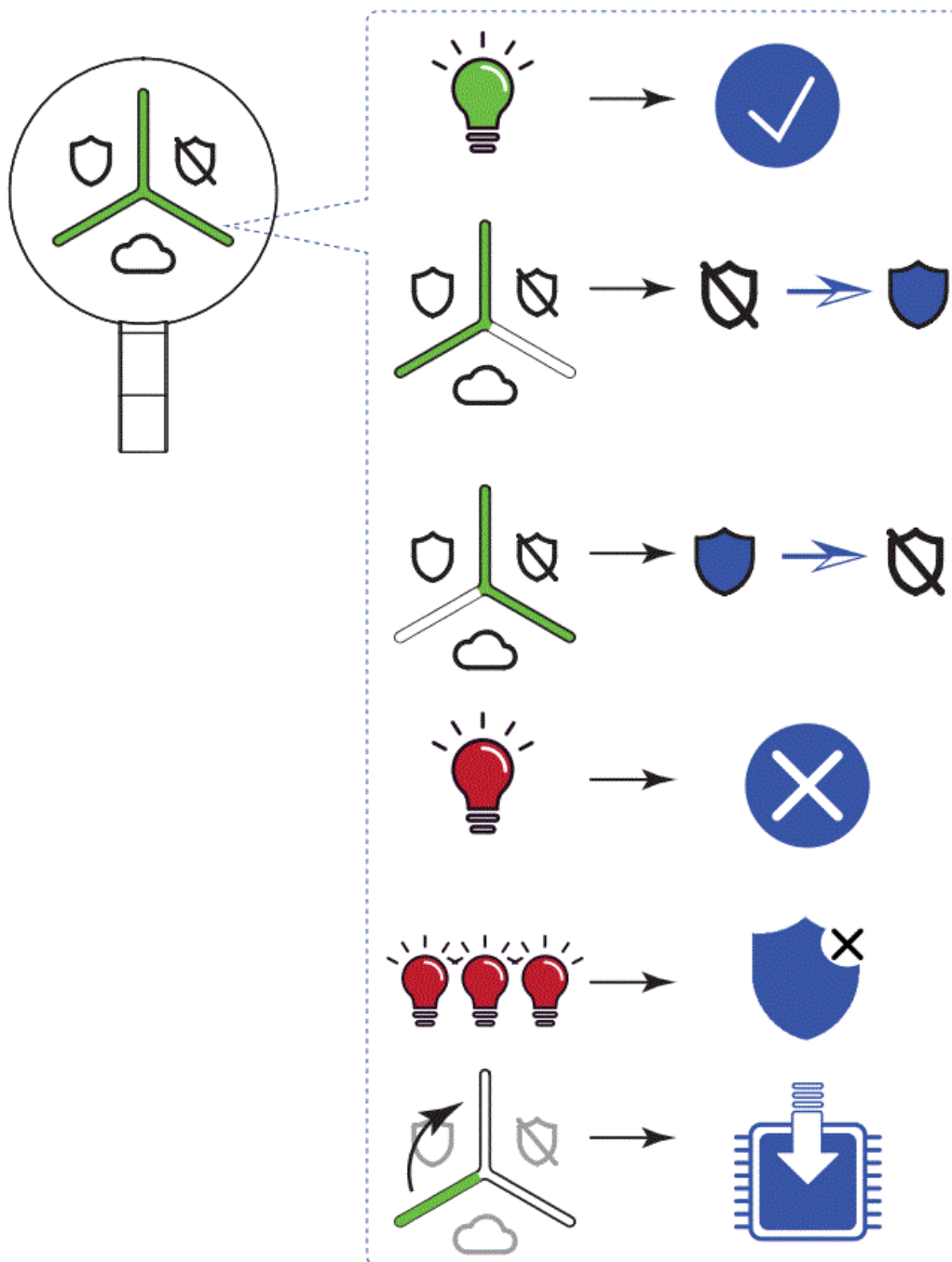


3

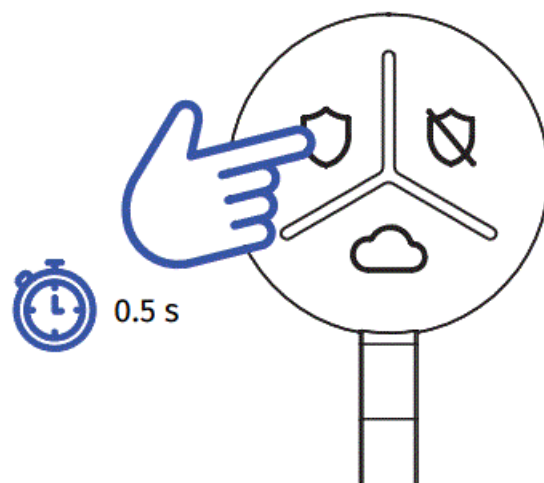


5

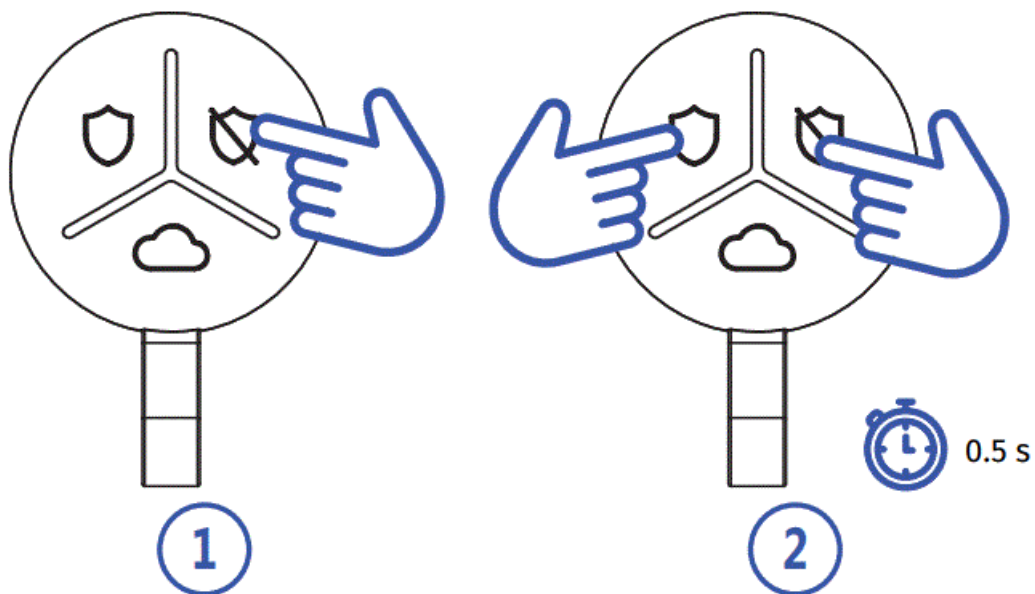
INDICATION



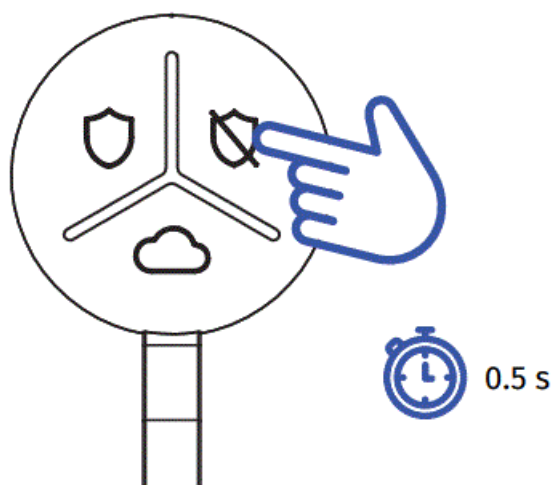
ARM



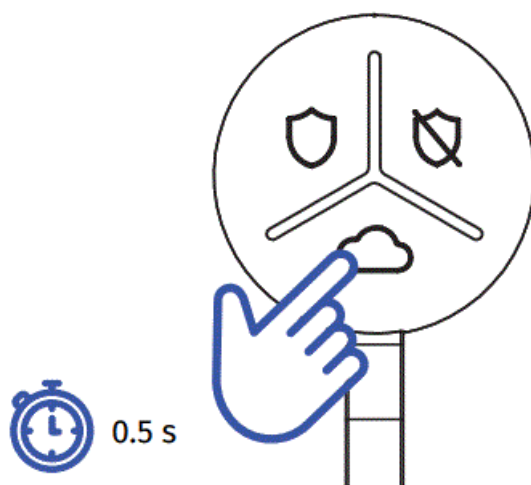
STAY ARM / NIGHT MODE



DISARM



SOFT KEY




CONTACT INFORMATION



- www.u-prox.systems
- support@u-prox.systems
- www.u-prox.systems/doc_keyfob2

Documents / Resources

	U-PROX Keyfob MAKS PRO Security Systems [pdf] User Guide Keyfob MAKS PRO Security Systems, Keyfob, MAKS PRO Security Systems, Security Systems, Systems
-----------------------------------------------------------------------------------	----------------------------------------------------------------------------------------------------------------------------------------------------------------------------

Manuals+.