




# U-PROX Keyfob B4 4-Button Remote Control User Manual

[Home](#) » [U-PROX](#) » U-PROX Keyfob B4 4-Button Remote Control User Manual 

## Contents

- 1 U-PROX Keyfob B4 4-Button Remote Control
- 2 Product Information
- 3 Technical Specifications
- 4 Warranty
- 5 Product Usage Instructions
- 6 Functional parts of the device (see picture)
- 7 TECHNICAL SPECIFICATIONS
- 8 COMPLETE SET
- 9 WARRANTY
- 10 REGISTRATION
- 11 INDICATION
- 12 ARM
- 13 STAY ARM / NIGHT MODE
- 14 DISARM
- 15 SOFT KEY
- 16 Documents / Resources
- 17 Related Posts



**U-PROX Keyfob B4 4-Button Remote Control**



## Product Information

The U-Prox Keyfob B4 is a wireless key fob designed to control the U-Prox security system. It has two buttons for arming and disarming, two soft keys, and a LED indicator for interaction with the user of the alarm system. The device is registered for the user of the control panel and is configured with the U-Prox Installer mobile application. It can also be used as a panic button. The device has a service life of up to 5 years and comes with a CR2032 lithium battery included. It has a secure two-way communication system with sabotage detection and key-256 bits. The device has a dimension of 39 x 10 x 68 mm and weighs 40 grams. It comes in two colors: white and black.

## Technical Specifications

- Partitions: 1
- Power: 3V, CR2032 lithium battery included
- Radio frequency: ISM-band wireless interface with several channels
- Communication: Secure two-way communication, sabotage detection, key – 256 bits
- Dimensions & weight: 39 x 10 x 68 mm & 40 grams
- Case color: white, black

## Complete Set

- U-Prox Keyfob B4
- CR2032 battery (pre-installed)
- Quick start guide

## Warranty

Warranty for U-Prox devices (except batteries) is valid for two years after the purchase date. If the device operates incorrectly, please contact [support@u-prox.systems](mailto:support@u-prox.systems) at first, maybe it can be solved remotely.

## Product Usage Instructions

To use the U-Prox Keyfob B4, follow the below instructions:

1. Register the device with the control panel using the U-Prox Installer mobile application.
2. Press the arming button to arm the security system.
3. Press the disarming button to disarm the security system.
4. Use the two soft keys for additional functions like partial arming, stay mode, or night mode.
5. Use the LED indicator to interact with the user of the alarm system.
6. In case of an emergency, press and hold any button for 3 seconds to activate the panic button function.
7. Replace the CR2032 battery when necessary and dispose of used batteries according to national regulations.

**Caution:** Risk of explosion if the battery is replaced by an incorrect type.

## **WIRELESS KEY FOB**

Is a part of the U-Prox security alarm system

### **User manual**

**Manufacturer:** Integrated Technical Vision Ltd. Vasyl Lypkivsky str. 1, 03035, Kyiv, Ukraine

[www.u-prox.systems](http://www.u-prox.systems)

[support@u-prox.systems](mailto:support@u-prox.systems)

[www.u-prox.systems/doc\\_keyfob4](http://www.u-prox.systems/doc_keyfob4)



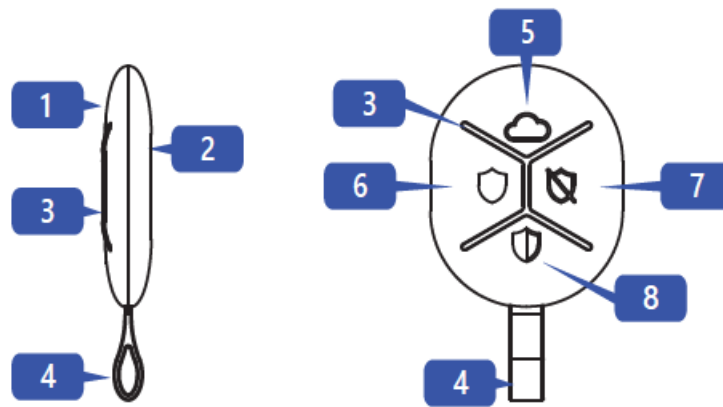
Prox Keyfob B4 – is a wireless key fob designed to control the EN U-Prox security system. It has two buttons for arming and disarming, two soft keys, and a LED indicator for interaction with the user of the alarm system. Can be used as a panic button.

U-Prox Installer



The device is registered for the user of the control panel and is configured with the U-Prox Installer mobile application.

**Functional parts of the device (see picture)**



1. Top case cover
2. Bottom case cover
3. LED indicator
4. Fastening strap
5. Programmable button
6. "Arming" button
7. "Disarming" button
8. Programmable button ("Partial Arming"/"Stay"/ "Night Mode" by default)



## TECHNICAL SPECIFICATIONS

Partitions	1
Power	3V, CR2032 lithium battery included
Service life of battery	up to 5 years
Radio frequency	ISM-band wireless interface with several channels  ITU region 1 (EU, UA): 868.0 to 868.6 MHz, bandwidth 100kHz, 10 mW max., up to 800 m (in line of sight); ITU region 3 (AU): 916.5 to 917 MHz, bandwidth 100kHz, 10 mW max., up to 800 m (in line of sight).
Communication	Secure two way communication, sabotage detection, key - 256 bits
Operating temperature range	-10°C to +55°C
Dimensions & weight	39 x 10 x 68 mm & 40 grams
Case colour	white, black

## COMPLETE SET

1. U-Prox Keyfob B4;
2. CR2032 battery (pre-installed);
3. Quick start guide

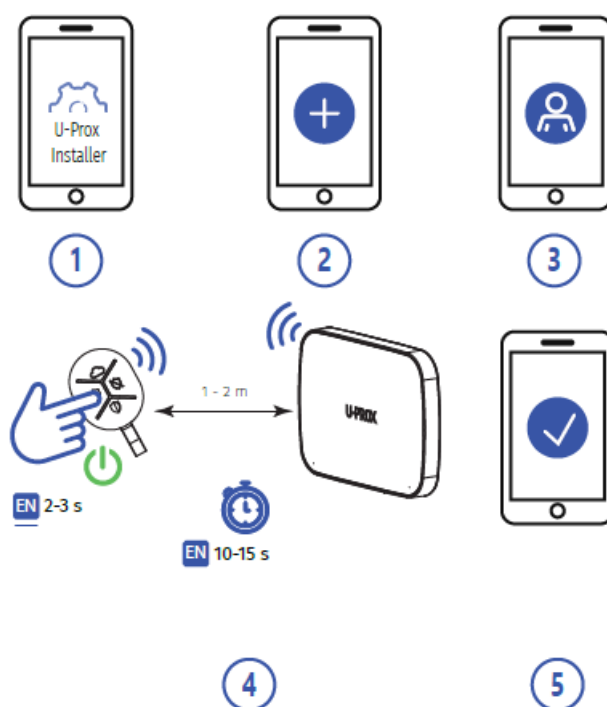
**CAUTION.** RISK OF EXPLOSION IF BATTERY IS REPLACED BY AN INCORRECT TYPE. DISPOSE USED BATTERIES ACCORDING TO THE NATIONAL REGULATIONS

## WARRANTY

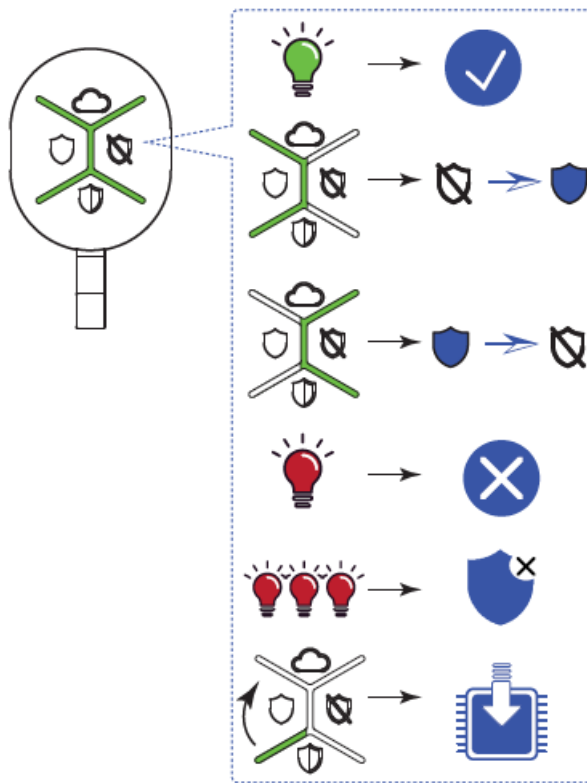
Warranty for U-Prox devices (except batteries) is valid for two years after the purchase date.

If the device operates incorrectly, please contact [support@u-prox.systems](mailto:support@u-prox.systems) at first, maybe it can be solved remotely.

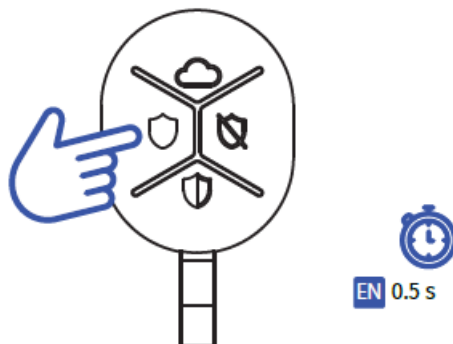
## REGISTRATION



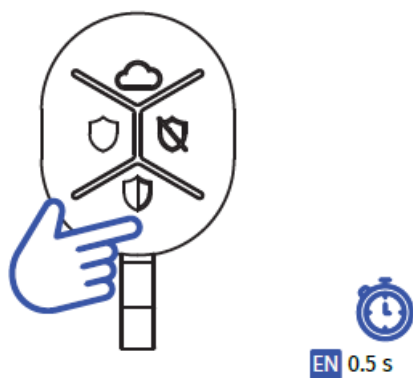
## INDICATION



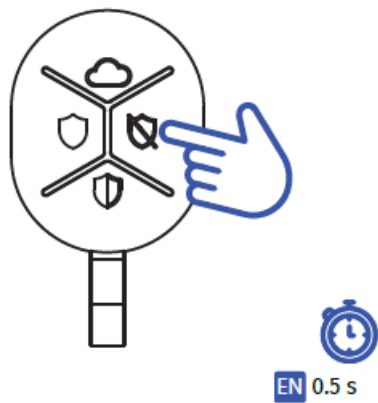
**ARM**



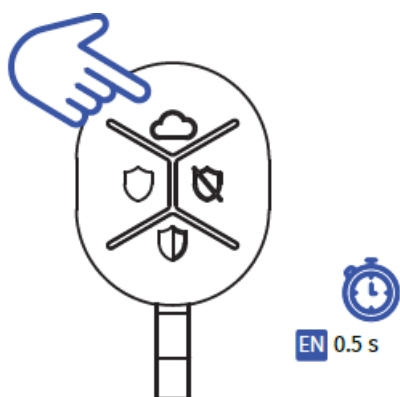
**STAY ARM / NIGHT MODE**




**DISARM**



## SOFT KEY



## Documents / Resources



[U-PROX Keyfob B4 4-Button Remote Control](#) [pdf] User Manual

Keyfob B4 4-Button Remote Control, Keyfob B4, 4-Button Remote Control, Remote Control, Control