



U-PROX Band Radio Range Extender User Manual

[Home](#) » [U-PROX](#) » U-PROX Band Radio Range Extender User Manual 

U-PROX EXTENDER



https://www.u-prox.systems/doc_extender
www.u-prox.systems



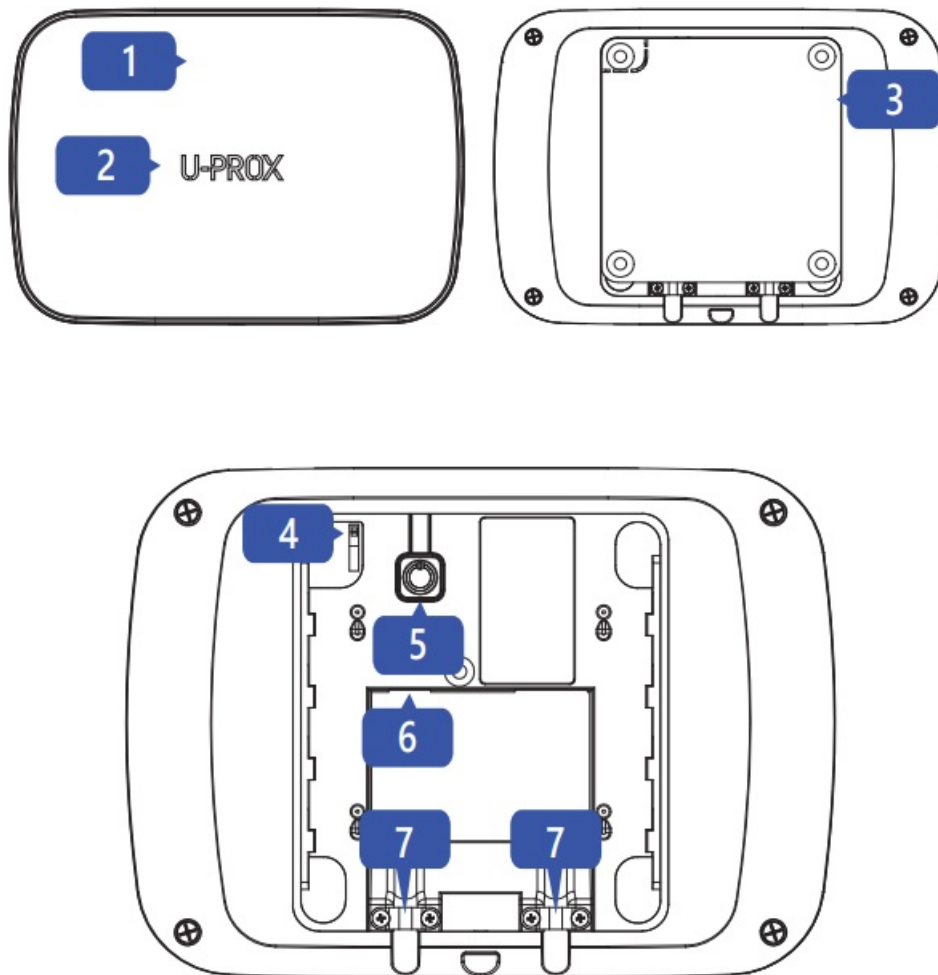
support@u-prox.systems



www.u-prox.systems/doc_extender

U-PROX BAND RADIO RANGE EXTENDER
Is a part of the U-Prox security alarm system
User manual

Manufacturer: Integrated Technical Vision Ltd.
Vasyl Lypkivsky str. 1, 03035, Kyiv, Ukraine



Contents

- 1 Band Radio Range Extender
- 2 TECHNICAL SPECIFICATIONS
- 3 COMPLETE SET
- 4 WARRANTY
- 5 REGISTRATION
- 6 RANGE TEST FOR OPTIMAL INSTALLATION LOCATION
- 7 INDICATION IN RANGE TEST MODE
- 8 INSTALLATION
- 9 INDICATION
- 10 Documents / Resources
- 11 Related Posts

Band Radio Range Extender

U-Prox Extender – is a range extender. The device significantly increases the radio communication distance between the U-Prox control panel and other wireless devices.

Supports connection up to 200 devices (sensors, keypads, key fobs, etc.) via radio channel at a distance of up to 4800 m. Distance to U-Prox – up to 4800m line of sight.

The device is connected to the control panel and is configured with the U-Prox Installer mobile application.



U-Prox Installer

<https://u-prox.systems/Installer>

Functional parts of the device (see picture)

1. Device case
2. Light indicator
3. Mounting plate
4. Tamper switch
5. On/Off button
6. Power supply connector
7. Cable clamp

TECHNICAL SPECIFICATIONS

| | |
|-----------------------------|---|
| Retransmission | automatic, the optimal route selection |
| Repeaters in the system | 8 |
| Retransmission levels | 1 |
| Power supply | 12 VDC |
| Battery backup | 2500 mAh battery, up to 36 hours |
| Radio frequency | ISM-band wireless interface with several channels |
| | ITU region 1 (EU, UA): 868.0 to 868.6 MHz, bandwidth 100kHz, 20 mW max., up to 4800m to hub and up to 4800m to wireless devices (in line of sight); ITU region 3 (AU): 916.5 to 917 MHz, bandwidth 100kHz, 20 mW max., , up to 4800m to hub and up to 4800m to wireless devices (in line of sight). |
| Communication | Secure two way communication, sabotage detection, key – 256 bits |
| Operating temperature range | 0°C to +45°C |
| Dimensions & weight | 167 x 120 x 25.4 mm & 260 grams |
| Case colour | white, black |

COMPLETE SET

1. U-Prox Extender;
2. One 18650 battery (pre-installed);

3. Power supply;
4. Quick start guide

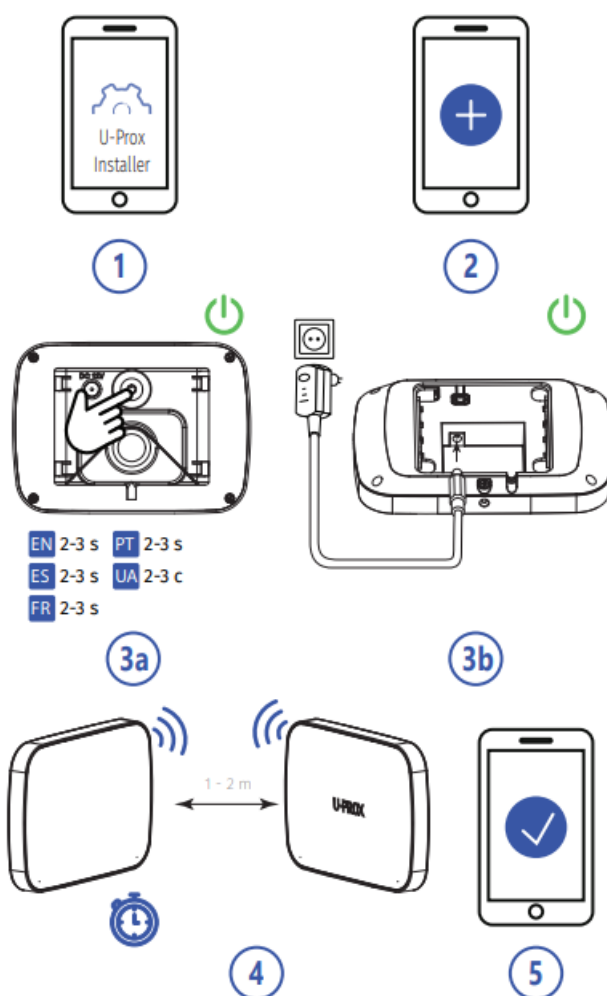
CAUTION. RISK OF EXPLOSION IF BATTERY IS REPLACED BY AN INCORRECT TYPE. DISPOSE USED BATTERIES ACCORDING TO THE NATIONAL REGULATIONS

WARRANTY

Warranty for U-Prox devices (except batteries) is valid for two years after the purchase date.

If the device operates incorrectly, please contact support@u-prox.systems at first, maybe it can be solved remotely.

REGISTRATION



2-3 s

RANGE TEST FOR OPTIMAL INSTALLATION LOCATION




1

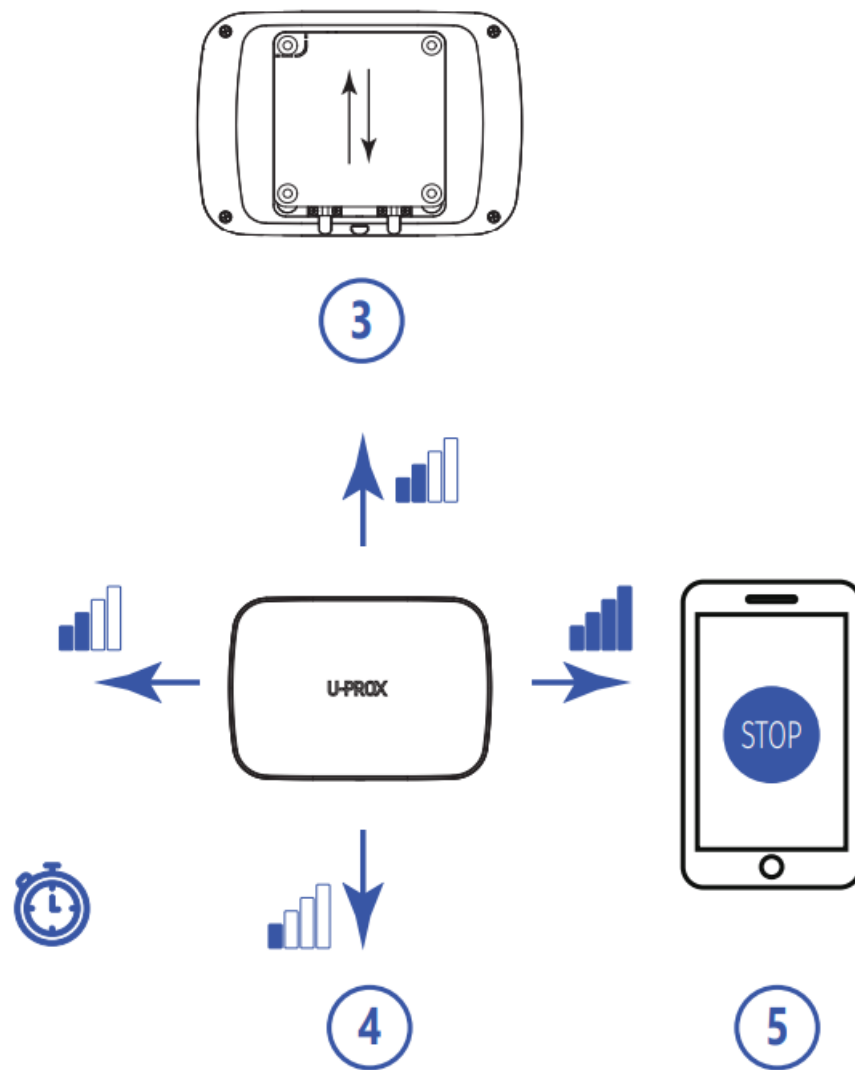


2a

Due to Grade 2 requirement RF link works with reduction of power in 8 dB

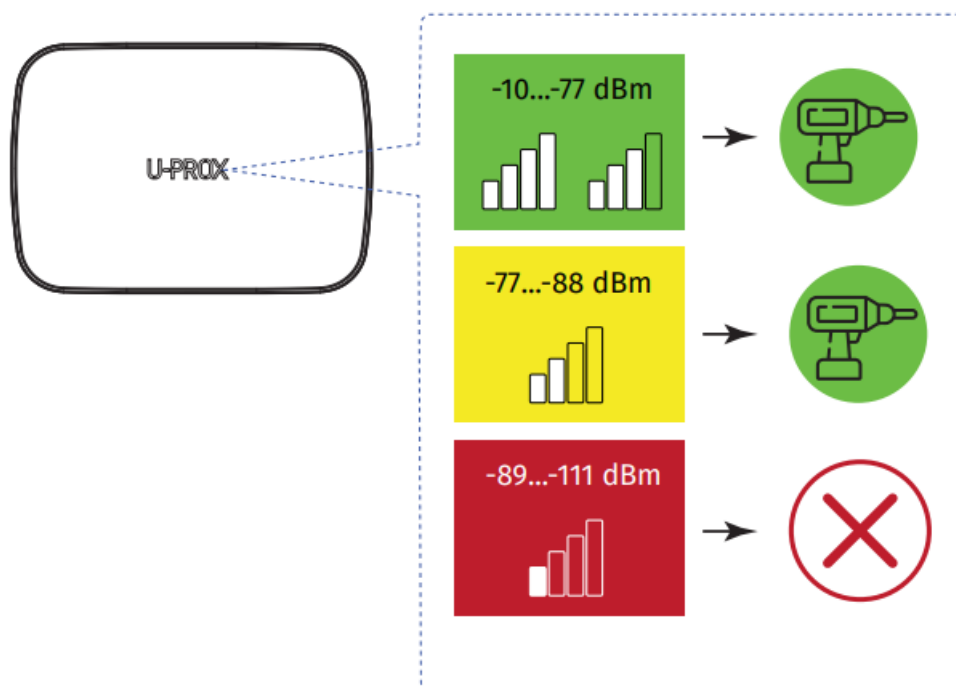


2b

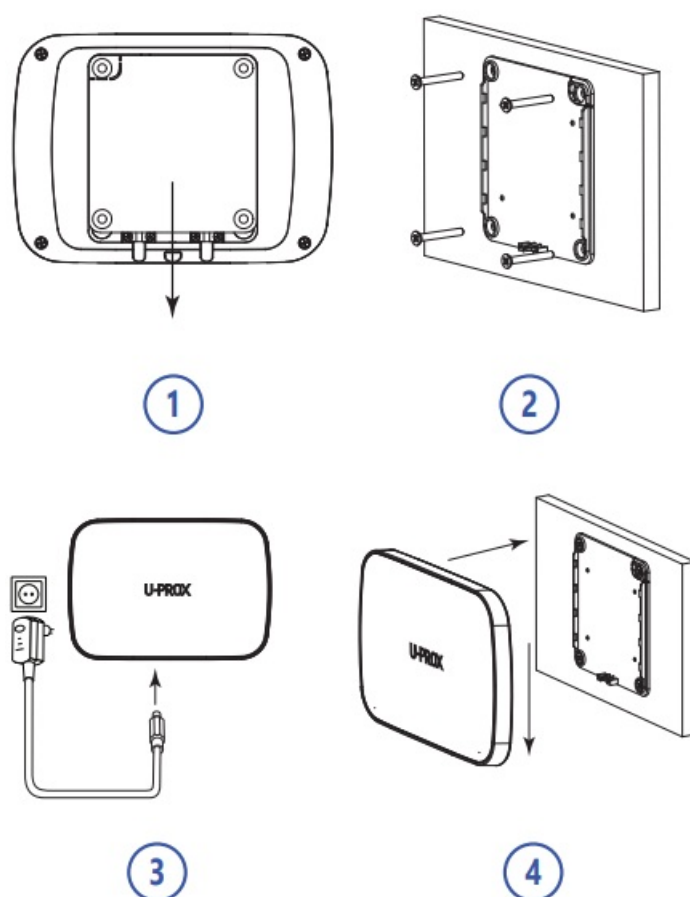


30 min

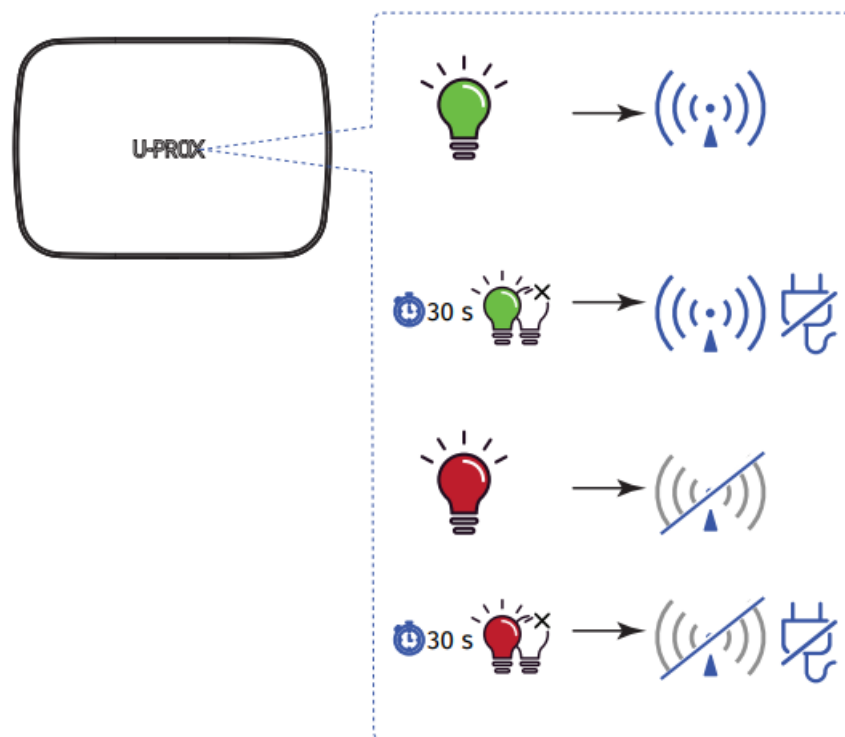
INDICATION IN RANGE TEST MODE



INSTALLATION



INDICATION



U-PROX
EXTENDER

Documents / Resources



[U-PROX Band Radio Range Extender](#) [pdf] User Manual
Band Radio Range Extender, Radio Range Extender, Range Extender, Extender