


tzumi®
tzumi 30008_TZ 13
In 1 Game Table



tzumi 30008_TZ 13 In 1 Game Table User Guide

[Home](#) » [Tzumi](#) » tzumi 30008_TZ 13 In 1 Game Table User Guide 

Contents

- 1 tzumi 30008_TZ 13 In 1 Game Table
- 2 Product Specifications
- 3 PRODUCT COMPONENTS
- 4 Assembly
- 5 Game Options
- 6 Frequently Asked Questions
- 7 Documents / Resources
 - 7.1 References
- 8 Related Posts

tzumi®

























tzumi 30008_TZ 13 In 1 Game Table











































Product Specifications

- Dimensions: Varies depending on setup
- Materials: Various including wood, plastic, and metal
- Weight: Varies depending on the configuration
- Recommended Age: Suitable for all ages
- Includes: Multiple game options and accessories

PRODUCT COMPONENTS

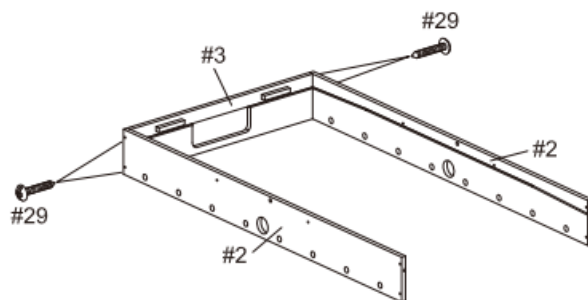
| | | | |
|--|---|--|--|
| <p>#1</p>  <p>Foosball Base 1pc</p> | <p>#2</p>  <p>Side Apron 2pcs</p> | <p>#3</p>  <p>Goal End Board 2pcs</p> | <p>#4</p>  <p>Field Support Brace 2pcs</p> |
| <p>#5</p>  <p>Pool Table 1pc</p> | <p>#6</p>  <p>Table Tennis/ Hockey Board 1pc</p> | <p>#7</p>  <p>Leg-1 1pc</p> | <p>#8</p>  <p>Leg-2 1pc</p> |
| <p>#9</p>  <p>Leg-3 1pc</p> | <p>#10</p>  <p>Leg-4 1pc</p> | <p>#11</p>  <p>Leg End Panels 2pcs</p> | <p>#12</p>  <p>Pancake Game Panel 1pc</p> |
| <p>#13</p>  <p>Chess Game Panel 1pc</p> | <p>#14</p>  <p>Basketball Net Board 1pc</p> | <p>#15</p>  <p>Leg Levelers 4pcs</p> | <p>#16</p>  <p>Ball return - box 2set</p> |
| <p>#17</p>  <p>Ivory Player 13pcs</p> | <p>#18</p>  <p>Black Player 13pcs</p> | <p>#19</p>  <p>Rod Handle 8pcs</p> | <p>#20</p>  <p>Rubber End Cap 8pcs</p> |
| <p>#21</p>  <p>Bumper 16pcs</p> | <p>#22</p>  <p>Plastic Washer 16pcs</p> | <p>#23</p>  <p>2-Man Rod 2pcs</p> | <p>#24</p>  <p>3-Man Rob 4pcs</p> |

| | | | |
|---|---|--|--|
| <p>#25</p>  <p>5-Man Rob 2pcs</p> | <p>#26</p>  <p>Wrench 1pc</p> | <p>#27</p>  <p>Bolt 1/4"x22mm 16pcs</p> | <p>#28</p>  <p>Washer 1/4" 16pcs</p> |
| <p>#29</p>  <p>Screw T4x38mm 12pcs</p> | <p>#30</p>  <p>Screw T4x12mm 16pcs</p> | <p>#31</p>  <p>Screw F3.5x14mm 8pcs</p> | <p>#32</p>  <p>Screw F3x9mm 3pcs</p> |
| <p>#33</p>  <p>Bolt 26pcs</p> | <p>#34</p>  <p>Nut 26pcs</p> | <p>#35</p>  <p>Board Holder 2pcs</p> | <p>#36</p>  <p>Table Tennis Net With Posts 1set</p> |
| <p>#37</p>  <p>Plastic Pedestal-1 2pcs</p> | <p>#38</p>  <p>Plastic Pedestal-2 1pc</p> | <p>#39</p>  <p>Plastic Pedestal-3 1pc</p> | <p>#40</p>  <p>Wooden Card Buckle 2pcs</p> |
| <p>#41</p>  <p>Rivet Plug 4pcs</p> | <p>#42</p>  <p>Ball Return-Mesh 1pc</p> | <p>#43</p>  <p>Basketball Rim 1pc</p> | <p>#44</p>  <p>Basketball net 1pc</p> |
| <p>#45</p>  <p>Basketball 1pc</p> | <p>#46</p>  <p>Air Pump 1pc</p> | <p>#47</p>  <p>Table Tennis Paddle 2pcs</p> | <p>#48</p>  <p>Table Tennis Ball 2pcs</p> |
| <p>#49</p>  <p>Striker 2pcs</p> | <p>#50</p>  <p>Puck 2pcs</p> | <p>#51</p>  <p>Soccer Ball 2pcs</p> | <p>#52</p>  <p>Cue 2pcs</p> |
| <p>#53</p>  <p>Plastic Tripod 1pc</p> | <p>#54</p>  <p>Billiard Balls 1set</p> | <p>#55</p>  <p>Brush 1pc</p> | <p>#56</p>  <p>Chalk 2pcs</p> |
| <p>#57</p>  <p>Bow and Arrows 1set</p> | <p>#58</p>  <p>Sling Puck 10pcs</p> | <p>#59</p>  <p>Chess 1set</p> | <p>#60</p>  <p>Checkers 1set</p> |
| <p>#61</p>  <p>Bowling Pins 1set</p> | <p>#62</p>  <p>Shuffle Ball Set 1set</p> | <p>#63</p>  <p>TIC-TAC-TOE 1set</p> | <p>#64</p>  <p>Cards 1set</p> |

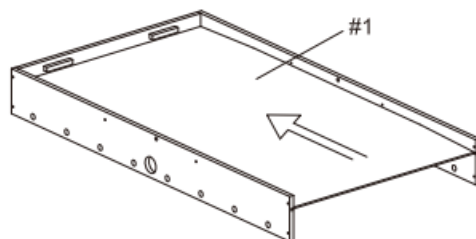
Assembly

1. Identify and organize all the components included in the package.
2. Follow the detailed assembly instructions provided in the user manual.
3. Assemble the base, legs, and various game panels according to the setup you desire.
4. Use the wrench and screws provided to secure all parts together.
5. Adjust leg levelers to ensure stability on any surface.

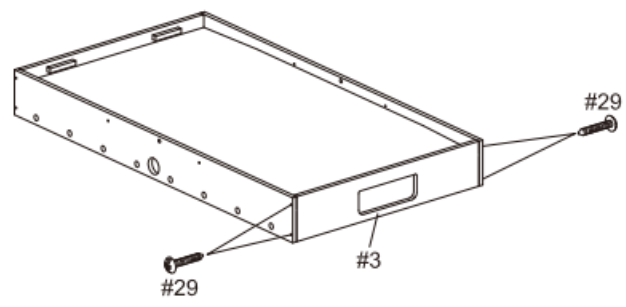
STEP 1:



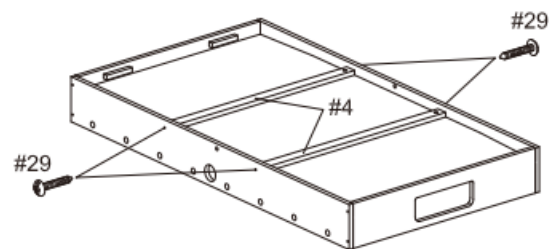
STEP 2:



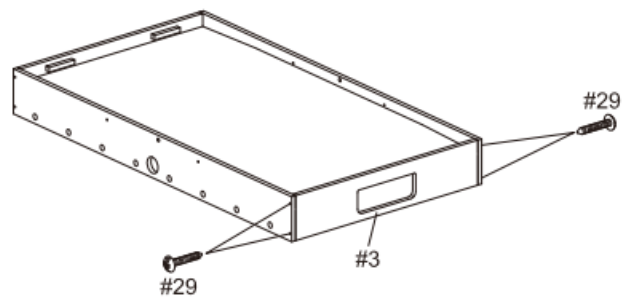
STEP 3:



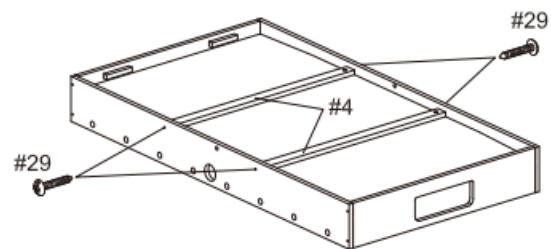
STEP 4:



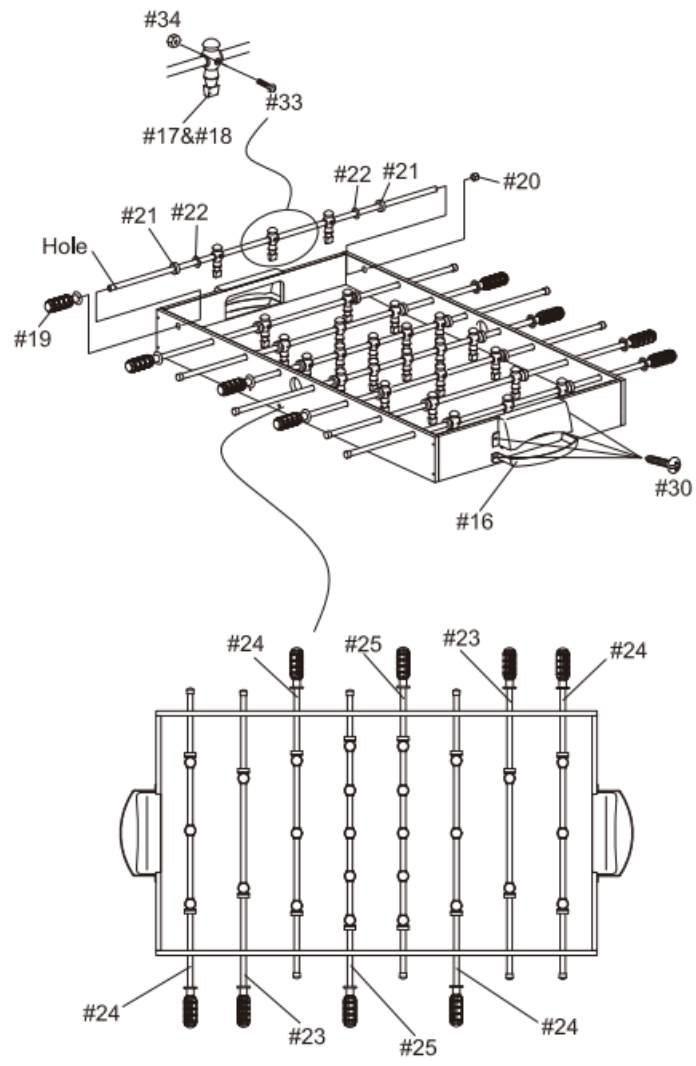
STEP 3:



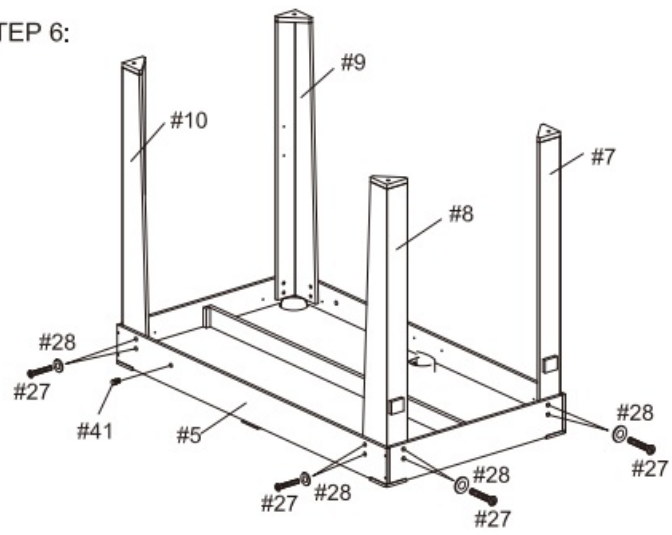
STEP 4:



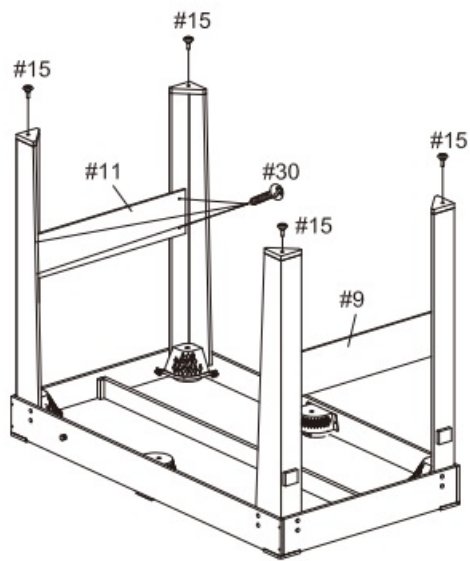
STEP 5:



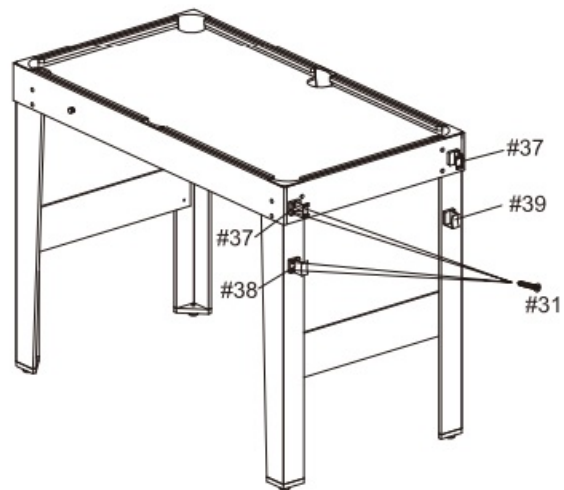
STEP 6:



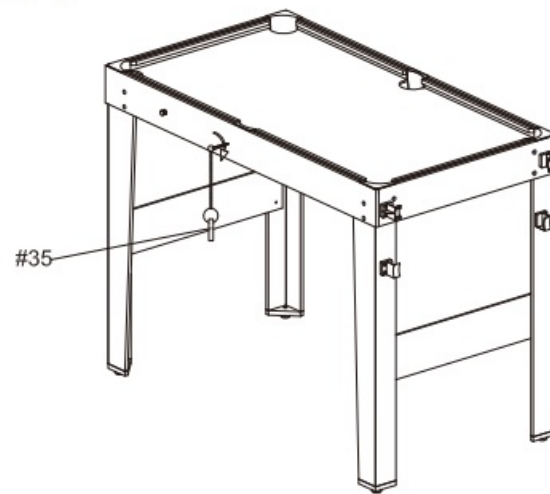
STEP 7:



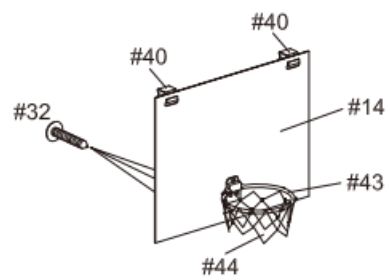
STEP 8:



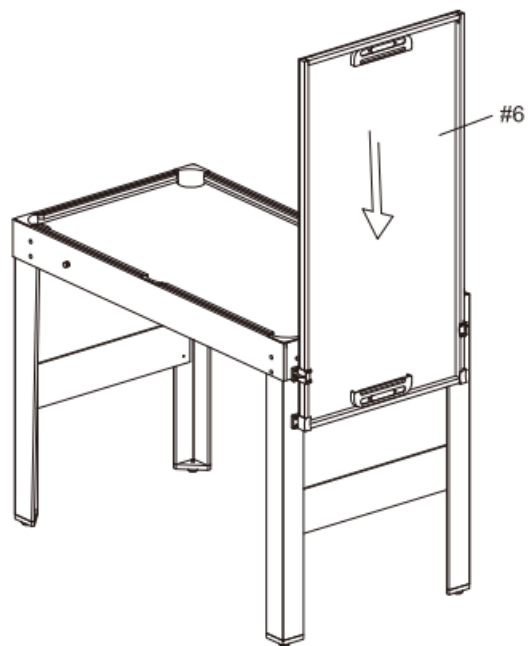
STEP 9:



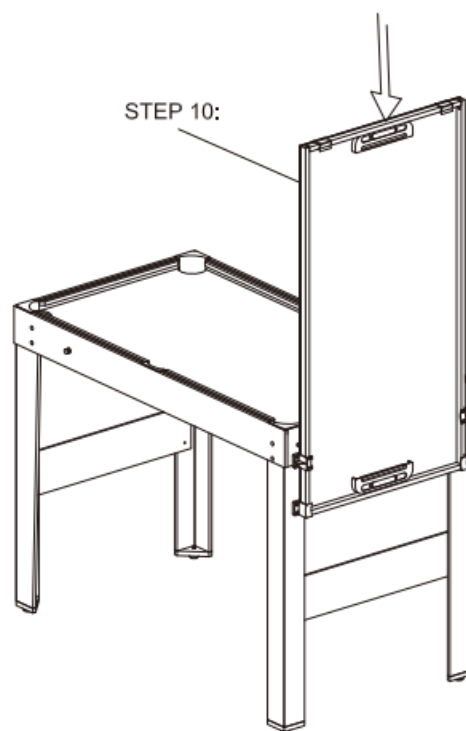
STEP 10:



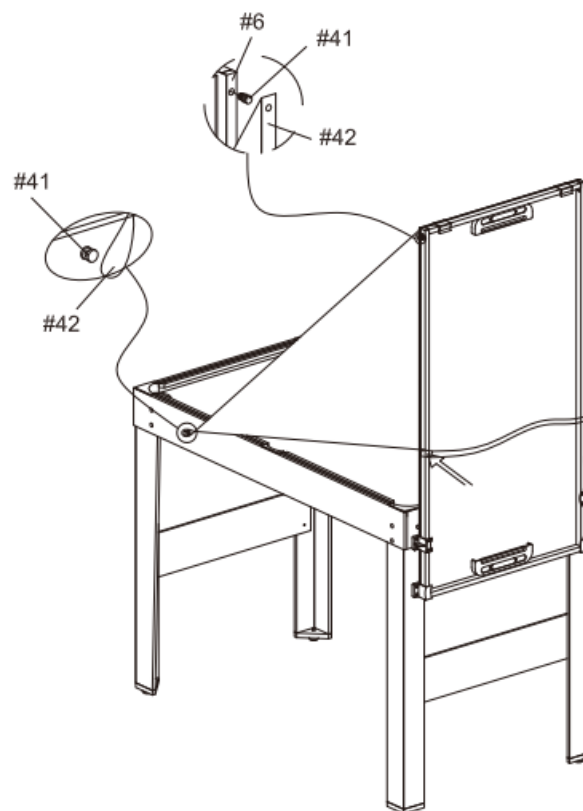
STEP 11:



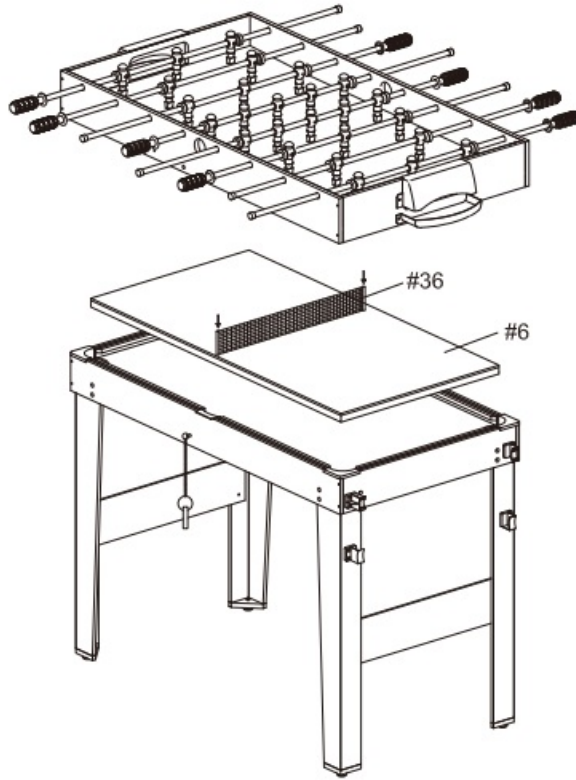
STEP 12:



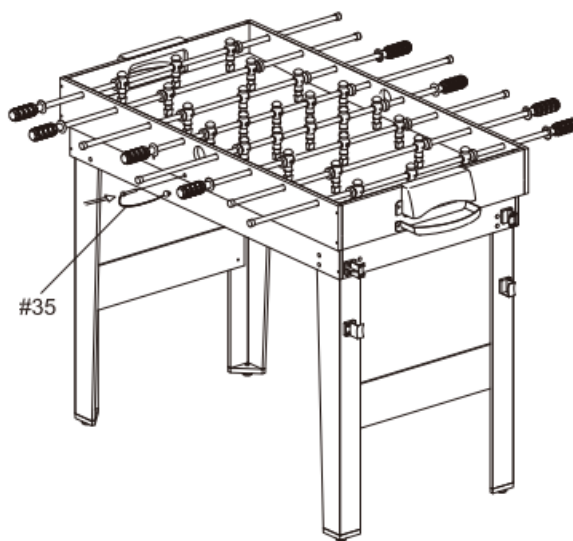
STEP 13:



STEP 14:



STEP 15:



If you have any questions about assembling and/or using your Game Table, we are here to help. Call or email us, and an experienced customer support representative will be happy to assist you: support@tzumi.com or 1-855-GO-TZUMI.

13-in-1 Game Table. Distributed by tzumi Inc. NY, NY 10016. ©Copyright 2024 tzumi Inc. All Rights Reserved. Made in China. All other trademarks and trade names are those of their respective owners. All pictures shown are for illustration purposes only. Actual product may vary due to product enhancement. Subject to change without prior notice.

If you have any questions about assembling and/or using your Game Table, we are here to help. Call or email us, and an experienced customer support representative will be happy to assist you: support@tzumi.com or 1-855-GO-TZUMI.

13-in-1 Game Table. Distributed by tzumi Inc. NY, NY 10016. ©Copyright 2024 tzumi Inc. All Rights Reserved. Made in China. All other trademarks and trade names are those of their respective owners. All pictures shown are for illustration purposes only. Actual product may vary due to product enhancement. Subject to change without prior notice.

Game Options

The game table offers multiple gaming options including foosball, pool, table tennis, air hockey, chess, basketball, soccer, bowling, shuffleball, and more. Here's how to enjoy some of the games:

Foosball

1. Place the foosball players on the rods and set up the ball in the center.
2. Use the rods to control the players and score goals against your opponent.

Pool

1. Set up the pool table with the balls and cue sticks provided.
2. Rack the balls and take turns to pocket them following standard pool rules.

Frequently Asked Questions


Q: What should I do if a component is missing from the package?

A: Contact our customer support at support@tzumi.com or 1-855-GO-TZUMI for assistance in replacing any missing parts.

Q: How do I clean and maintain the game table?

A: Wipe down surfaces with a damp cloth and mild detergent. Regularly check for loose screws or parts that may need tightening to ensure stability during gameplay.

Documents / Resources

| | |
|--|--|
|  | tzumi 30008_TZ 13 In 1 Game Table [pdf] User Guide 30008_TZ 13 In 1 Game Table, 30008_TZ, 13 In 1 Game Table, Game Table, Table |
|--|--|

References

- [User Manual](#)

[Manuals+](#), [Privacy Policy](#)

This website is an independent publication and is neither affiliated with nor endorsed by any of the trademark owners. The "Bluetooth®" word mark and logos are registered trademarks owned by Bluetooth SIG, Inc. The "Wi-Fi®" word mark and logos are registered trademarks owned by the Wi-Fi Alliance. Any use of these marks on this website does not imply any affiliation with or endorsement.