



TZT R3-FT400 Bluetooth Box User Manual

[Home](#) » [TZT](#) » TZT R3-FT400 Bluetooth Box User Manual 

TZT R3-FT400 Bluetooth Box



Contents

- [1 The role of the Bluetooth box](#)
- [2 FT M-400D Set the use steps](#)
- [3 Documents / Resources](#)
- [4 Related Posts](#)

The role of the Bluetooth box

The Bluetooth box has a built-in Bluetooth module. The APRS beacon data decoded by the FTM400 or FTM100 is output to the Bluetooth module in the box through the 10-pin to 6-pin cable. The aprs software is installed on the mobile phone or tablet to search for the Bluetooth module in the connection box. For example, APRSDROID is connected to the Bluetooth box. The beacon received by the FT400 or FT100 can be transmitted to the APRSDROID to see the map position, direction distance, etc. Supported platform models: FTM-400D, FTM400XDR, FTM-100D

*You can also use DIY other cables to connect to KenwoodTM-D710 or other APRS stations with **PACKET** or **NMEA WAYPOINT** output.

FT M-400D Set the use steps

1. Connect the FTM400 or FTM100 radio and power supply according to the picture.



2. Set the serial output format of the radio station to: WAYPOINT or PACKET, rate: 9600
For example, the FTM400 settings are shown in the picture.



*Select **waypoint**, the beacon output has a call sign and GPS coordinates *Select : **packet**, the beacon output has call sign, GPS coordinates and beacon text

3. **mobile phone Bluetooth pairing, search conversion box**

Bluetooth name : FT400BT-SPP or FT400BT-BLE

pairing password : 1234

Note1: IOS system uses FBT400-BLE, Android system uses FBT400-SPP or FBT400-BLE

The red LED inside the box will flash or light up when the power is on. If there is no flash or long light, there is no power supply to the box.

Red LED Blink = Bluetooth is not connected

Red LED Long light = Bluetooth is connected

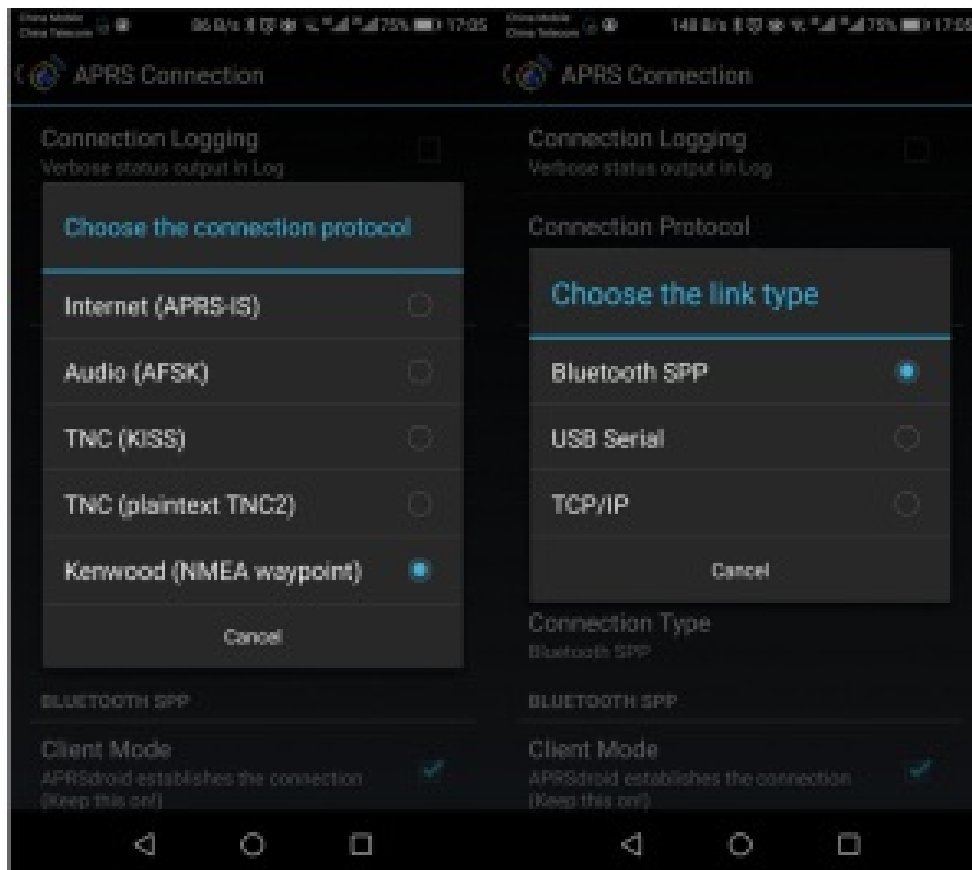
4. After the Bluetooth pairing is completed, the APRS program can be used in conjunction with (NMEA WAYPOINT format).

The APRS program APRSDROID is set as follows:

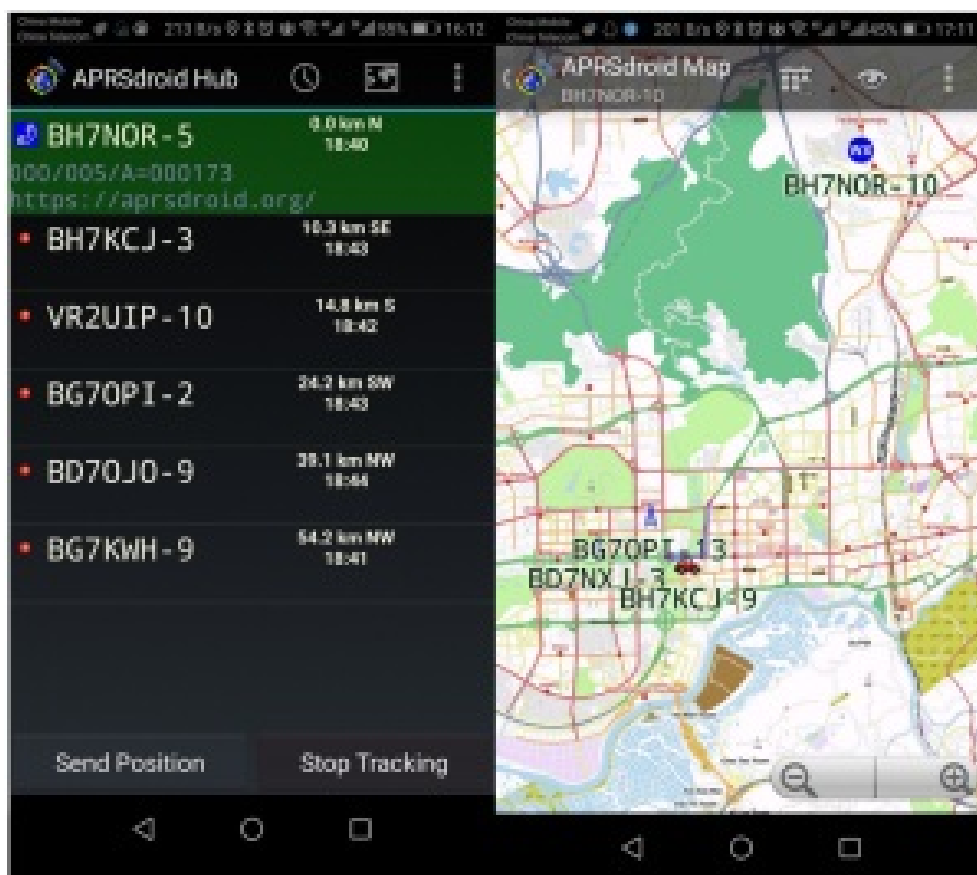
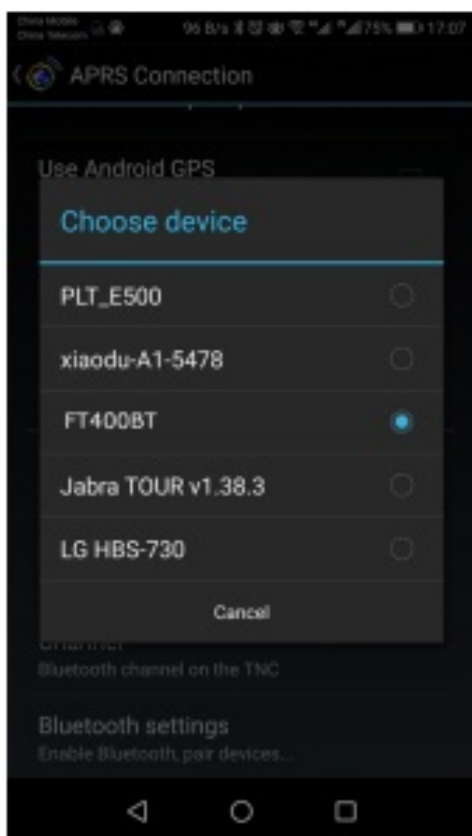
Connection protocol selection: **NMEA waypoint**

Link type selection: **Bluetooth SPP**

Device selection: **FT400BT-SPP**



Note2: APRSDROID program can only choose" NMEA waypoint"Other APRS APP, please test and verify by yourself!



After the setting is completed, enable: start Tracking. At this time, the red indicator light inside the Bluetooth converter box is long, indicating that the APRSDROID is connected to the Bluetooth converter box. When the FT400 receives the decoded beacon, it will immediately transmit to the APRSDROID via Bluetooth. To the APRS list, you can also see the specific location or trajectory of the other party through the APRS map in real time.

Note 1: The APRSDROID version of the above screenshot is the OSM version.

BH7NOR E-MAIL: bi7nor@yahoo.com ; yupopp@163.com

Documents / Resources

[illegible]

Manuals+,