



Tzone TempU06 Temp Data Logger User Manual

[Home](#) » [Tzone](#) » Tzone TempU06 Temp Data Logger User Manual 

Contents

1 Temp Data Logger User Manual

- 1.1 —TempU06 Series
- 1.2 LCD Display Instruction
- 1.3 Product Introduction
- 1.4 Feature
- 1.5 LCD Screens
- 1.6 How to use
- 1.7 Configure Device
- 1.8 Battery Status Indication
- 1.9 Battery replacement
- 1.10 TZ-TempU06 datasheet

2 Documents / Resources

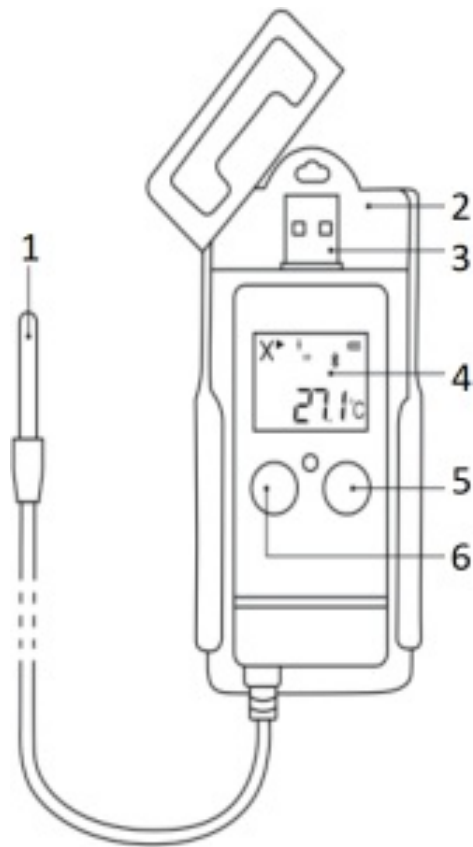
3 Related Posts

Temp Data Logger User Manual

—TempU06 Series

Model:

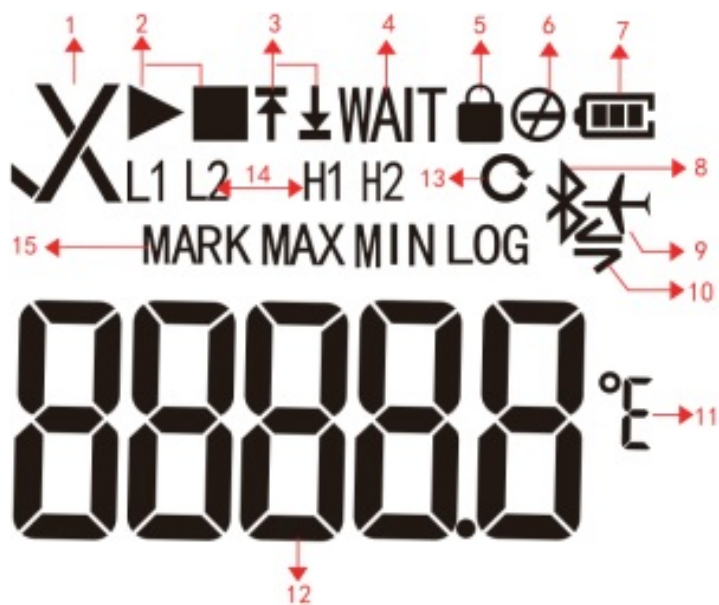
TempU06
TempU06 L60
TempU06 L100
TempU06 L200





1. *External Temperature Probe
2. Back Splint
3. USB Interface
4. LCD Screen
5. Stop Button
6. Start/View/Mark Button

* Please note the Model TempU06 is with built-in temperature sensor, it do not have external temperature probe

LCD Display Instruction



1	 OK  Alarm	8	Bluetooth*
2	▶ Start recording ■ Stop recording	9	Flight mode
3&14	Alarm zones ↑, H1, H2 (High) ↓, L1, L2 (Low)	10	Bluetooth communicating
4	Delay recording	11	Unit
5	Password (AccessKey) protected	12	Reading
6	Stop button disabled	13	Data cover
7	Remaining battery level	15	Statistics

* Please note the Model TempU06 do not have bluetooth function

Product Introduction

The TempU06 series are mainly used to monitor and record temperature data of vaccines, pharmaceuticals, foods, and other products during storage and transportation. The Bluetooth connectivity of the TempU06 series and Temp Logger App brings customers the advantages of tracking data for data viewing. And you can enable quick connection with PC to get data by Temperature Management Software, no cable or reader required for downloading data.

Feature

- Bluetooth and USB connection. Dual interface ensures convenience and stability*
- Large LCD screen with powerful indicators
- External temperature probe for low temperature condition, up to -200°C*
- Flight mode for air transportation*
- FDA 21 CFR Part 11, CE, EN12830, RoHS, NIST traceable calibration
- No need any software to get the PDF and CSV file

* Please note the Model TempU06 do not have bluetooth function or flight mode

* For the temperature range, please refer to the datasheet

LCD Screens

Home Screens



1 Initialization



2 Above upper & lower limit



3 Log interface



4 Mark interface



5 Max Temp interface



6 Min Temp interface

Error Screens



If there E001 or E002 on the screen, please check

1. If the sensor is not connected or broken
2. If over the temperature detect range

Download Report Screen

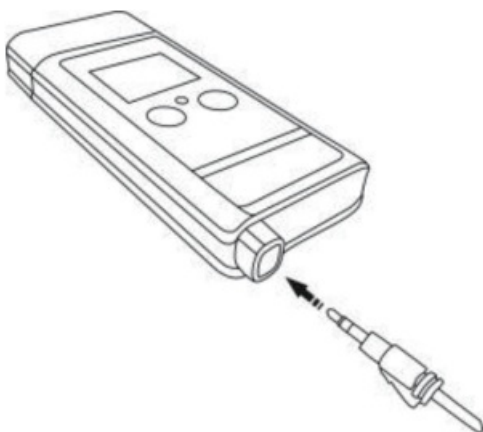


Connect data logger to USB port, it will automatically generate reports.

Connecting to USB

How to use

a.Start recording



Press and hold the left button for more than 3s until the led light turns green, and the “▶” or “WAIT” displays on the screen, which indicates the logger is started.

(For the model with external temperature probe, please make sure the sensor is completely inserted into the device.)

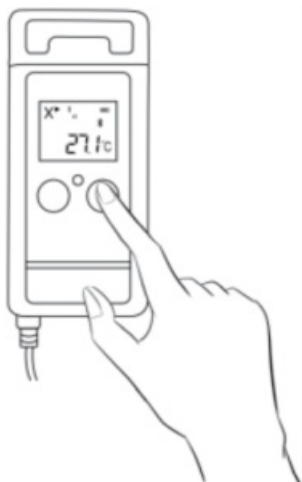
b.Mark



When the device is recording, press and hold the left button for more than 3s, and the screen will switch to the

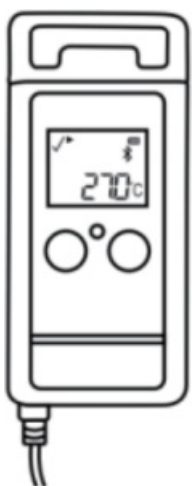
“MARK” interface. The number of “MARK” will increase by one, indicating data was marked successfully.


c. Stop recording



Press and hold the right button for more than 3s until the led light turns red, and the ‘■’ displays on the screen, indicating stop recording successfully.

d. Turn on/off Bluetooth



Press and hold the two buttons for more than 3s at the same time, until the red light flashes quickly, and the “” displays on the screen or disappears, indicating the bluetooth was turn on or off.
(when the device in flight mode, press and hold the two buttons for more than 3s will quit the flight mode)

e. Get report



After recording, there are two ways to get report: connect the device with USB port of PC or using Temp Logger App on smart phone, it will automatically generate PDF and CSV report.

Configure Device

Configure device via App*







Please scan this QR code to download the app.

Configure device via temperature management software

Please download the temperature management software from : <http://www.tzonedigital.com/d/TM.zip>

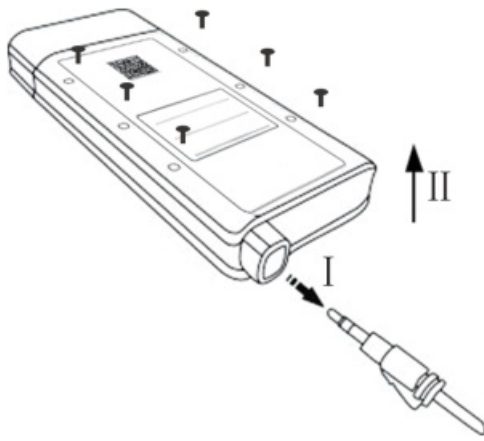
* Please note the Model TempU06 do not have bluetooth function

Battery Status Indication

Battery	Capacity
	Full
	Good
	Medium
	Low (Please replace battery)

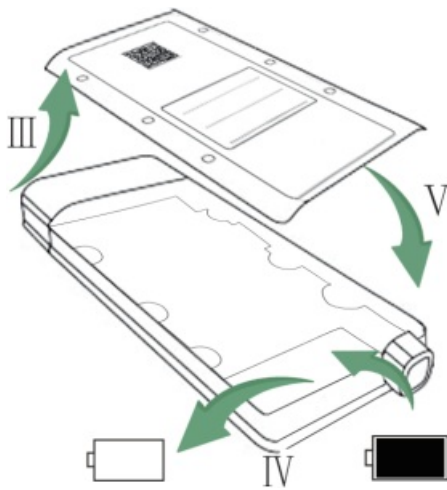
Battery replacement

a.Remove rear cover



- I . Pull out the external sensor
- II. Remove the screw

b.Replace the rear cover



- III . Take out the rear cover
- IV. Replace the battery
- V. Replace the rear cover

* Put old batteries in special sorting bins





Cautions

1. Please read the manual carefully before using the logger.
2. When the logger is recording, do not move external temperature probe, otherwise may get error data.
3. Do not bend or press the end of the external temperature probe, as this may damage it.
4. Please recycle or dispose the data logger in accordance with local laws and regulations.

TZ-TempU06 datasheet


Tzone TempU06 Temperature Data Logger Suite

Industry leading temperature data logger suite provides different kinds of temperature range devices to provide a complete temperature recording solution.

Model	TempU06	TempU06 L60	TempU06 L100	TempU06 L200
				
	Technical Information			
Dimension	115mm*50mm*20mm			
Sensor Type	Build in temp sensor	External temp sensor		
Battery Life	Typically 1.5 years	Typically 1 year		
Bluetooth	Not support	Support		
Weight(s)	100g	120g		
Connectivity	USB 2.0	USB 2.0 and Bluetooth 4.2		
Detecting Temperature Range	-80°C~+70°C	-60°C~+120°C	-100°C~+80°C	-200°C~+80°C
Temperature Accuracy	±0.5°C	±0.3°C (-20°C~+40°C) ±0.5°C (-40°C~-20°C/+40°C~+60°C) ±1.0°C (-80°C~-40°C)	±0.5°C	
Temperature Resolution	0.1°C			

Data Storage Capacity	32000	
Start Mode	Push-To-Start or Timing Start	
Logging Interval	Programmable (10s ~ 18h) [Default:10mins]	
Alarm Range	Programmable [Default: <2°C or >8°C]	
Alarm Delay	Programmable (0 ~ 960mins) [Default: 10mins]	
Report Generation	Automatic PDF/CSV Report Generation	
Software	Temp (RH) Management Software (For Windows,21 CFR 11 Compliant)	Temp Logger APP Temp (RH) Management Software (For Windows,21 CFR 11 Compliant)
Protection Grade	IP65	

Documents / Resources

	Tzone TempU06 Temp Data Logger [pdf] User Manual TempU06, TempU06 L60, TempU06 L100, TempU06 L200, Temp Data Logger
---	--