



Typhoon PRO MP12 Gaming Mouse Pad with USB Hub Instruction Manual

[Home](#) » [Typhoon](#) » Typhoon PRO MP12 Gaming Mouse Pad with USB Hub Instruction Manual 

Typhoon PRO MP12 Gaming Mouse Pad with
USB Hub Instruction Manual



INSTRUCTION MANUAL

Gaming Mouse Pad with USB Hub
MODEL: PRO MP12



SYSTEM REQUIREMENTS:
Windows®10 or later
MacOSX 10.7 or later



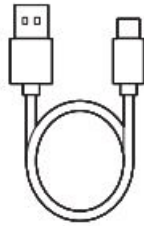
Contents

- [1 Product Functions](#)
- [2 Usage Instructions](#)
- [3 Product Specifications](#)
- [4 Packaging Contents](#)
- [5 Care Instructions](#)
- [6 Product Warranty Valid for Australian Customers Only](#)
- [7 Documents / Resources](#)
- [8 Related Posts](#)

Product Functions



Front

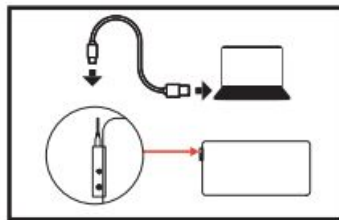


Cable



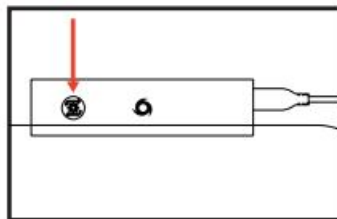
4x output hub

Usage Instructions



Installation

Plug the cable into computer and hub.



Light

Press button 1 time to switch light mode, double click button to adjust brightness, long press to turn on/off light. There are 14 light modes.



Hub function

Providing USB 2.0 data transfer at up to 480Mbps for up to 4 devices.

Product Specifications

- * Model: PRO MP12
- * Officeworks Product Code: TYMP35PAD
- * RGB mouse pad
- * Size: 800x400x4mm
- * USB powered, plug and play
- * 14 light modes
- * Cable: 1.8m braided cable
- * Rating: 5V 350mA
- * 4 X USB 2.0

Packaging Contents

1. RGB Gaming Mousepad x 1
2. Instruction Manual x 1
3. 1.8m Type-C USB Cable

Care Instructions

We recommend to clean the mouse pad with a damp cloth. A small amount of detergent can be added to the water. Squeeze all excess water out of the cloth prior to cleaning. Wipe the mouse pad to dry. Ensure the power is disconnected when cleaning your mouse pad. Don't expose the mouse pad to the sun, don't soak in water or keep liquid on the surface.



Do not connect this cable to products other than PRO MP12 mousepad. Connecting this cable to other devices might cause damage to both cable and the device.

WARNING

To prevent fire or shock hazard, do not expose the unit to rain or moisture. To avoid electrical shock, do not open the cabinet, refer to service agent or qualified engineer only.

Product Warranty Valid for Australian Customers Only

Officeworks Ltd warrants that this product will be free from defects and work as intended for 3 years from the date of purchase by the original customer.

If the product has any defects or does not work as specified during the Warranty Period, Officeworks will, at its election and at its expense, repair or replace the product.

This warranty does not apply:

- to cosmetic damage;
- to damage caused by consumables used in connection with the product;
- where the product has not been used in accordance with all provided instructions;
- to damage arising from fair wear and tear;
- where the product has not been subject to reasonable use;
- where the product has been intentionally or negligently damaged; and/or
- if the customer has attempted to repair the product.


To make a claim under this warranty, please return your product with your receipt or proof of purchase to your nearest Officeworks store or contact 1300 633 423.

This warranty is provided in addition to any rights you may be entitled to under the Competition & Consumer Act 2010. Our goods come with guarantees that cannot be excluded under the Australian Consumer Law. You are entitled to a replacement or refund for a major failure and compensation for any other reasonably foreseeable loss or damage. You are also entitled to have the goods repaired or replaced if the goods fail to be of acceptable quality and the failure does not amount to a major failure.

OFFICEWORKS LTD 236-262 EAST BOUNDARY ROAD EAST BENTLEIGH VIC 3165 AUSTRALIA

MADE IN CHINA

Documents / Resources

	<p>Typhoon PRO MP12 Gaming Mouse Pad with USB Hub [pdf] Instruction Manual PRO MP12 Gaming Mouse Pad with USB Hub, PRO MP12, Gaming Mouse Pad with USB Hub , Pad with USB Hub, USB Hub</p>
---	--