

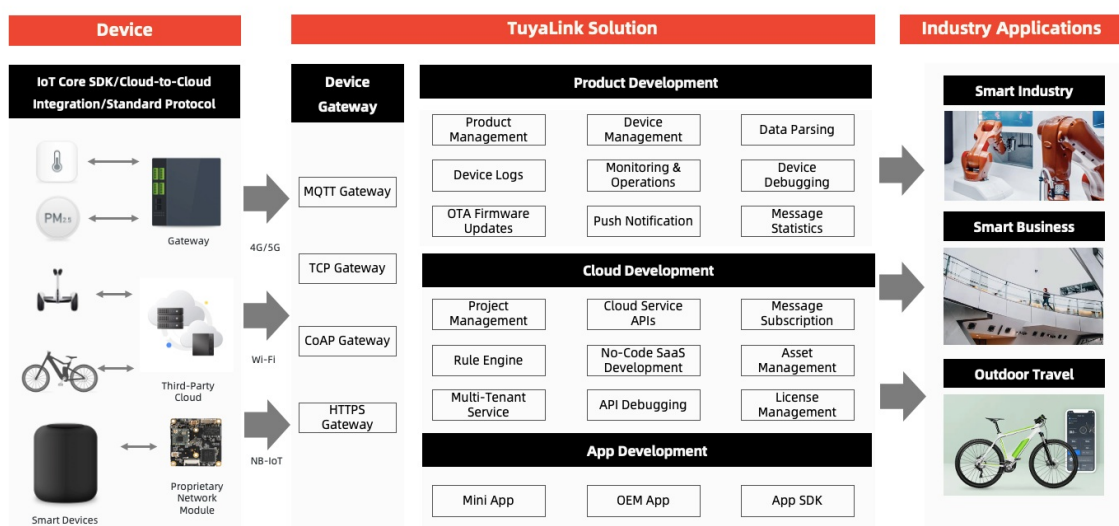
Contents [[hide](#)]

- [1 TuyaLink Based Device Owner's Manual](#)
- [2 Specifications](#)
- [3 Product Information](#)
- [4 Concepts](#)
- [5 Procedure](#)
- [6 Next Step](#)
- [7 FAQs](#)
- [8 Documents / Resources](#)
 - [8.1 References](#)



TuyaLink Based Device Owner's Manual

Architecture



Specifications

- Device Binding
- Version: 20250721
- Online Version

This topic describes how to configure the device binding scope for your TuyaLink-based device.

Product Information

Device Binding allows you to manage access to TuyaLink-based devices through QR code binding or bind codes. It enables binding a device to an app account or a cloud development project.

Concepts

Device Binding

To achieve device access management for different delivery purposes, a TuyaLink-based device can be bound to an end user through QR code binding or bound to a cloud development project through a bind code .

QR code binding

Generated based on the device ID, it is used to bind a device to an app account.

Bind code

Generated based on the device ID, it is used to bind a device to a cloud development project.

Procedure

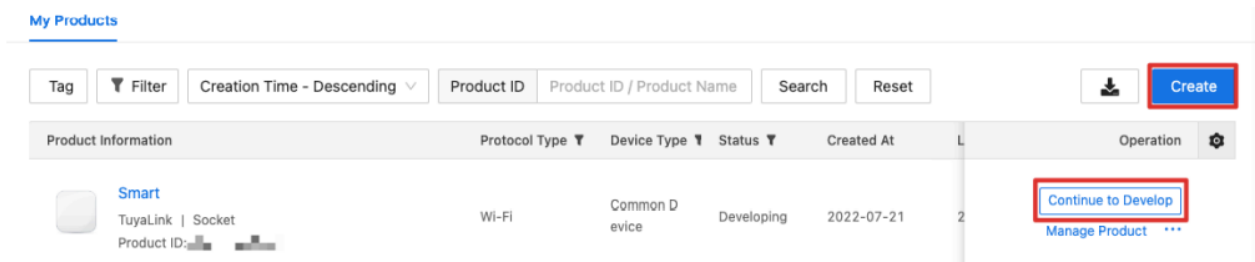
The device binding scope allows you to restrict who can bind a TuyaLink-based device. By default, only the product owner can bind the associated device to a cloud development project.

To allow Tuya-based app accounts or other Tuya Developer Platform accounts to bind the device, set the scope to All Developer Platform Accounts. The following steps show

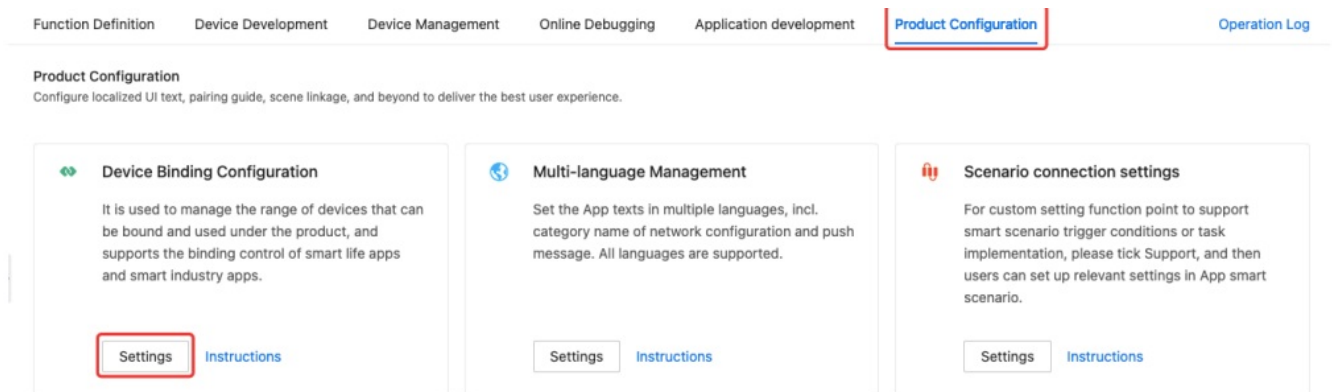
how to set the scope.

1. Log in to the Tuya Developer Platform.

- Click Create to build a new product, or Continue to Develop to configure an existing product.

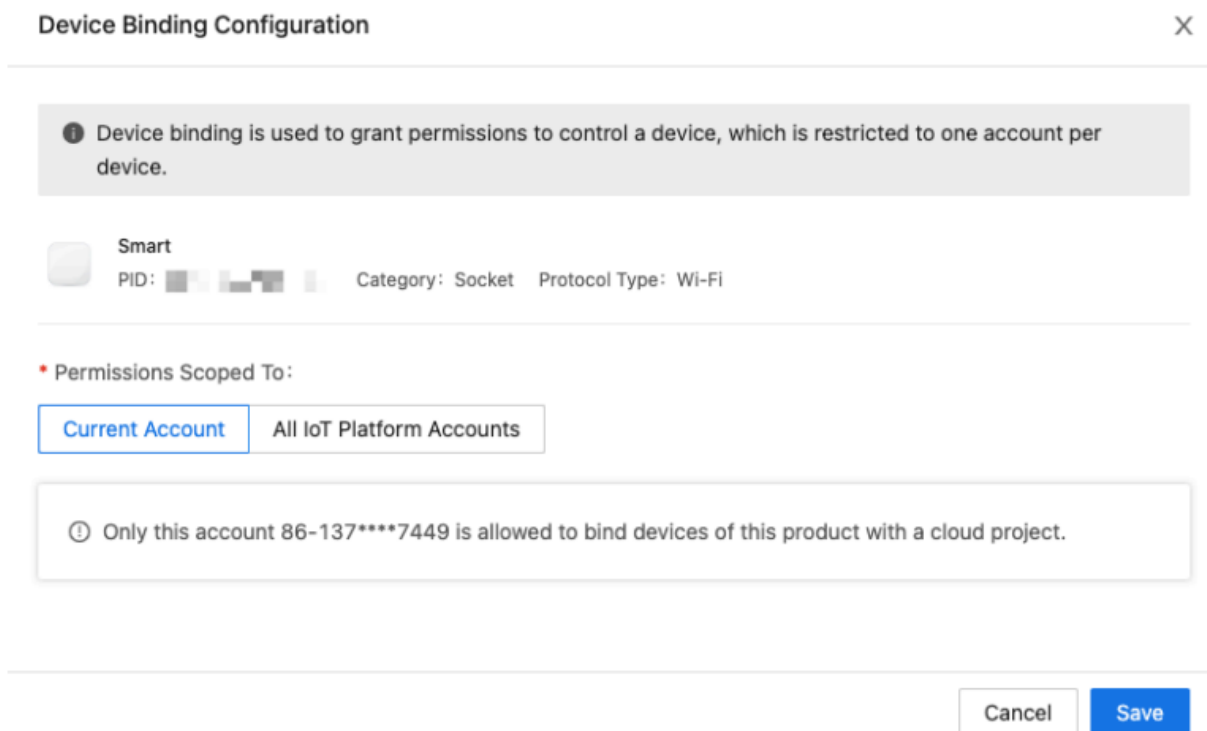


2. Choose Product Configuration > Device Binding Configuration > Settings.



3. After you select the scope, click Save to take effect.

- **Option 1:** Current Account (Default)



- **Option 2:** All Developer Platform Accounts.

Device Binding Configuration

Device binding is used to grant permissions to control a device, which is restricted to one account per device.

Smart

PID: anupteemg

Category: Filament Lamp

Protocol Type: Wi-Fi

Permissions Scoped To:

Current Account

All Developer Platform Accounts

All Developer Platform accounts (including the account logged on currently) and Tuya Smart app accounts are allowed to bind devices of this product with a cloud project.

Cancel

Save

Next Step


Use the Smart Life app or Tuya Spatial app to bind the device.

FAQs

Can I bind multiple devices to one app account?

Yes, you can bind multiple devices to a single app account using QR code binding for each device.

Documents / Resources

 Device Binding Version: 1.0.0 (2021-12-15)	tuya TuyaLink Based Device [pdf] Owner's Manual TuyaLink Based Device, Based Device, Device
--	--

References

- [User Manual](#)

Based Device, device, tuya, TuyaLink Based

Tuya Device

Leave a comment

Your email address will not be published. Required fields are marked *

Comment *

Name

Email

Website

☐ Save my name, email, and website in this browser for the next time I comment.

Post Comment

Search:

e.g. whirlpool wrf535swhz

Search

[Manuals+](#) | [Upload](#) | [Deep Search](#) | [Privacy Policy](#) | [@manuals.plus](#) | [YouTube](#)

This website is an independent publication and is neither affiliated with nor endorsed by any of the trademark owners. The "Bluetooth®" word mark and logos are registered trademarks owned by Bluetooth SIG, Inc. The "Wi-Fi®" word mark and logos are registered trademarks owned by the Wi-Fi Alliance. Any use of these marks on this website does not imply any affiliation with or endorsement.