



## tuya Smart Life App WiFi IP Video Door Phone Video Intercom Code Keypad Instructions

[Home](#) » [Tuya](#) » tuya Smart Life App WiFi IP Video Door Phone Video Intercom Code Keypad Instructions 

*tuya Smart Life App WiFi IP Video Door  
Phone Video Intercom Code  
Keypad Instructions*

# WIFI TUYA SOLUTION INDOOR MONITOR INSTRUCTION

THE INTERFACE DISPLAY FOR MORE DETAILS OF FUNCTION AND SETTING  
EASY UNDERSTAND AND SIMPLE OPERATION

## Contents





- 1 WIFI INTERCOM SYSTEM AND P2P APP INTERCOM
- 2 Standby interface Touch Screen shortcut button
- 3 6 ICON display for OSD manual lead
- 4 Monitor for door and camera
- 5 Call transfer
- 6 Recording ICON has 4 records
- 7 Call record
- 8 Message leave record.
- 9 Motion detect record
- 10 Alarm record
- 11 Setting ICON has 6 settings
- 12 Monitor setting
- 13 Door camera setting
- 14 Camera setting
- 15 Network setting for EZ Mode to connect the internet
- 16 Senior Setting
- 17 Information
- 18 Tuya APP Display
- 19 Documents / Resources
- 20 Related Posts

## WIFI INTERCOM SYSTEM AND P2P APP INTERCOM

### WIFI HOME SECURITY INTERCOM SYSTEM TUYA SOLUTION

#### Smart Video Door Phones

- \* AHD 1080P camera, 1024\*680 HD touch screen monitor, intercom between monitors, motion detection, message leave, time&date
- \* support 2 outdoor stations, 6 indoor monitor, 2 cameras
- \* support 64G TF memory card for image and video record, play back
- \* Wifi monitor to mobile APP intercom, P2P intercom
- Tuya cloud platform solution, event record / more play+.....
- \* call transfer, home modes, alarm/call record, multi-language (English, Russian, French, Spanish, Germany, Chinese)
- \* support electronic and magnetic lock, simple operation



4	HD	Support	DIY
Tuya APP	4 Video	Monitor	1080P
Inter call	Play back	Night Vision	Motion Detection
Leave Message	Installation	Unlink	Support

# WIFI TUYA INTERCOM SYSTEM VIDEO DOOR PHONE



The system supports 2 outdoor stations, 6 indoor monitors and share with 5 mobiles.

## Standby interface Touch Screen shortcut button

Date and time display call record and motion detection display



## 6 ICON display for OSD manual lead

Monitor, call transfer, recording, setting, at-home mode, lock the wifi connection and memory card display



**Monitor for door and camera**



snap picture, video record, unlock, talk,close, zoom up/down, brightness, volume,chrome adjust



## Call transfer

it can transfer another 5 indoor monitors





### Recording ICON has 4 records

Call record, message record, motion detection record, alarm information



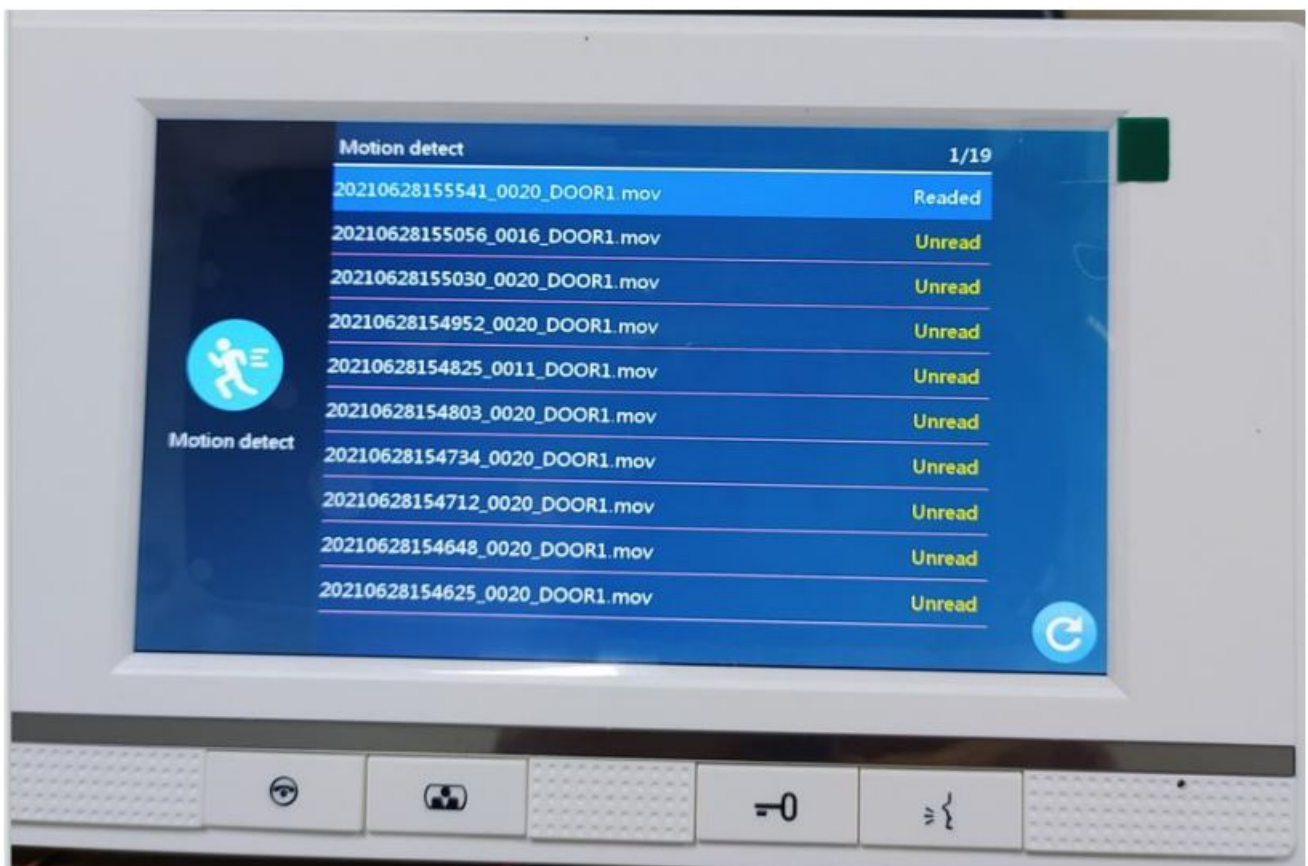
### Call record



Message leave record.



Motion detect record



## Alarm record



## Setting ICON has 6 settings

System setting, door setting, camera setting, network setting, senior setting, information



## Monitor setting

There are 6 languages for selection, English, Russian, Deutsch, Spanish, French, Chinese



## Door camera setting





Camera setting



Network setting for EZ Mode to connect the internet



Senior Setting



Information

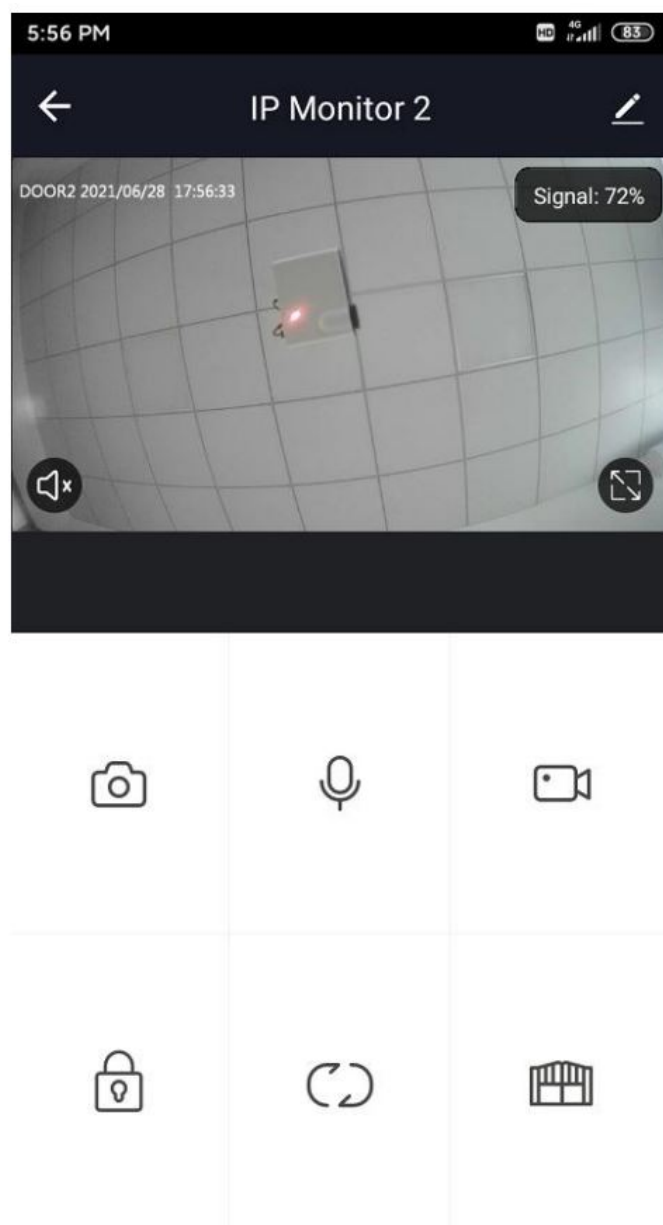
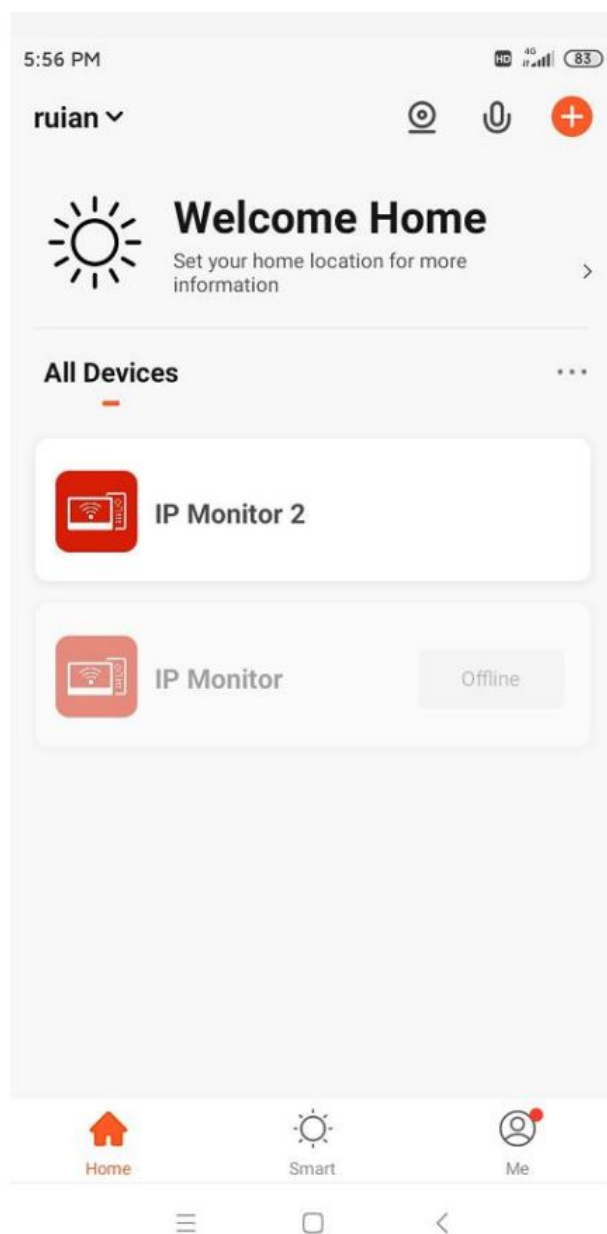


at-home mode, Dormant/No-Disturb Mode,  
Not-at-home/away Mode  
Unlock



## Tuya APP Display

video intercom, snap picture, video record, 2 unlocks,



## Documents / Resources

<p>WIFI TUYA SOLUTION INDOOR MONITOR INSTRUCTION</p> <p>THE INSTRUCTION DISPLAY YOUR PHONE OR TABLET OR COMPUTER WITH A BROWSER AND WIFI CONNECTION</p>	<p><a href="#">tuya Smart Life App WiFi IP Video Door Phone Video Intercom Code Keypad</a> [pdf] Instructions</p> <p>Smart Life App WiFi IP Video Door Phone Video Intercom Code Keypad, RFID Card APP Unlock Motion Detection Access Control</p>
---	---