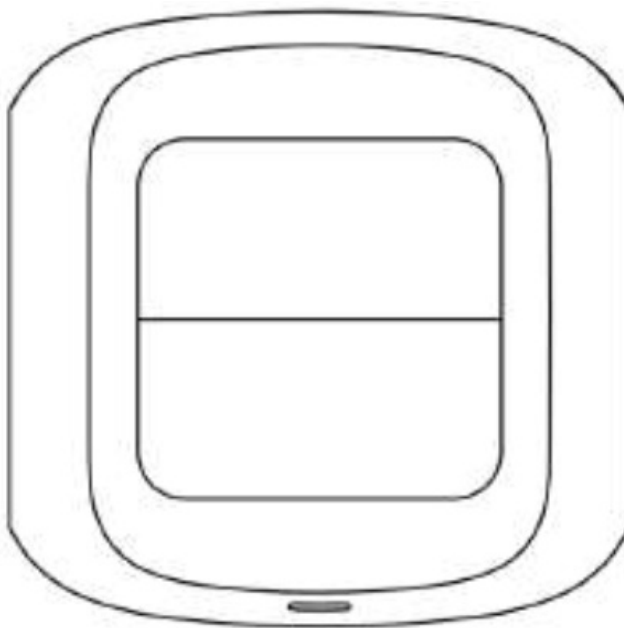




Tuya Linkoze Wireless Switch for Scene Smart Zigbee with 2 Buttons User Guide

[Home](#) » [Tuya](#) » Tuya Linkoze Wireless Switch for Scene Smart Zigbee with 2 Buttons User Guide 

Tuya Linkoze Wireless Switch for Scene Smart Zigbee with 2 Buttons



Contents

- [1 Pairing Wireless Switch\(ZigBee\) With Mesh Hub](#)
- [2 Overview](#)
- [3 App Installation](#)
- [4 Activate the Device](#)
- [5 Device Pairing](#)
 - [5.1 Key Automation Setup](#)
- [6 Specifications](#)
- [7 Customer Support](#)
- [8 Documents / Resources](#)
 - [8.1 References](#)
- [9 Related Posts](#)

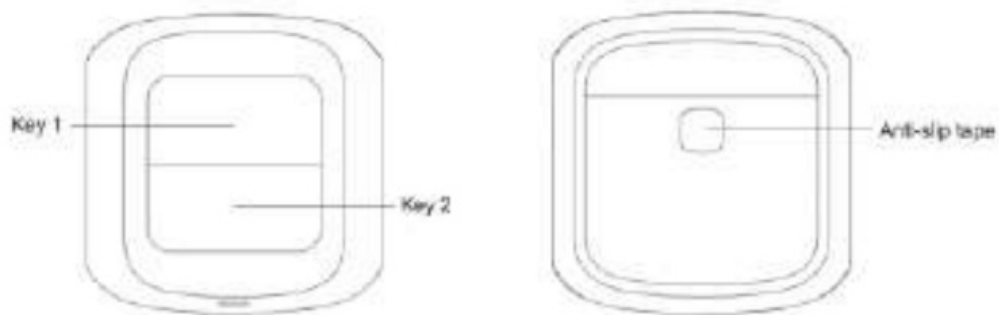
Pairing Wireless Switch(ZigBee) With Mesh Hub

Pairing Wireless Switch(ZigBee) with MeshHub



Overview

Linkoze Wireless Switch is a smart controller for other Linkoze smart home devices. It contains 2 keys and each of them is able to recognize three different gestures, click, double click, and long press. The wireless switch requires a Linkoze gateway to connect to the ZigBee network and the internet.



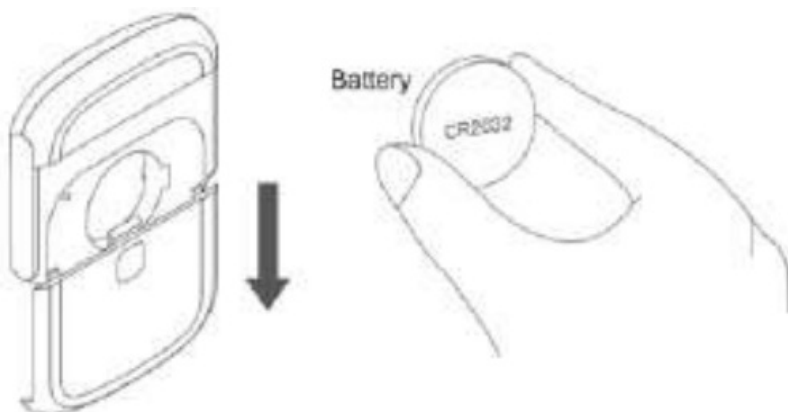
App Installation

Meshhub App is the mobile platform for controlling Linkoze devices. You can search “Meshhub” in the mobile application store to install the App.



Activate the Device

Slide down the rear cover to open the device case. Then put a CR2032 battery into the product.



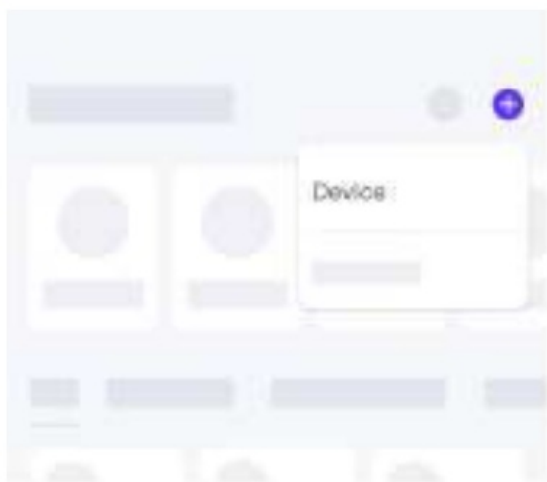
Device Pairing

Press the reset button of the wireless switch for 10 seconds then release. The device is ready to be paired when the indicator light starts to flash together.

Press the reset button
for 10s then release



Open the application and click the “+” button in the upper right corner, click the swipe button, scan the QR code on the package to connect the device, or click “Device” and select Zigbee, and follow the



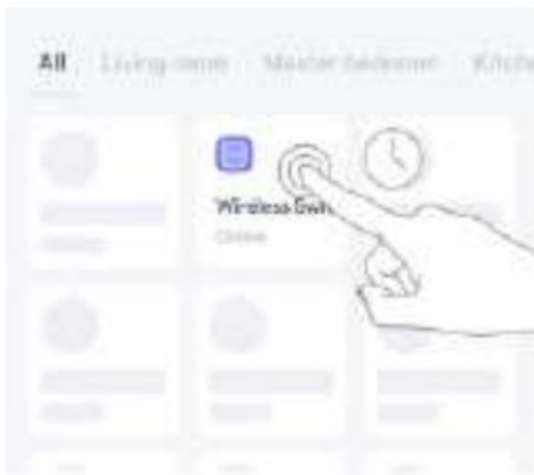
Click the “+” button



Scan QR code

Key Automation Setup

Long press the device button on the main page to go to the control page where you can create cloud automations and bind them to the switch keys.



Long press the device button



Device control panel

Specifications

Dimensions: 51.2 x 51.2x 12.6 mm

Weight: 20g

Key Number: 2

Wireless Protocol: Zigbee

Working Voltage: DC 3V

BattBery Type: CR2032

Customer Support

<https://www.meshhub.com/manuals/lkwsz201-en 2/2>

Documents / Resources

	<p>Tuya Linkoze Wireless Switch for Scene Smart Zigbee with 2 Buttons [pdf] User Guide Linkoze Wireless Switch for Scene Smart Zigbee with 2 Buttons, Linkoze, Wireless Switch for S cene Smart Zigbee with 2 Buttons, Smart Zigbee with 2 Buttons</p>
--	--

References

- [M^h Digital User Manual](#)