



Tupperware BreadSmart Large Owner's Manual

[Home](#) » [Tupperware](#) » Tupperware BreadSmart Large Owner's Manual 

Contents

- [1 Tupperware BreadSmart Large](#)
- [2 Instructions for use](#)
- [3 Manufactured by](#)
- [4 Documents / Resources](#)
- [5 Related Posts](#)

Tupperware

Tupperware BreadSmart Large



Thank you for purchasing your Tupperware® BreadSmart.
BreadSmart is an innovative storage solution from

Tupperware® to keep bread fresher for longer, it is suitable for storing many different types of bakery items including croissants, teacakes, pastries and more.

Instructions for use

After purchasing your bread or bakery items remove all packaging, place inside the BreadSmart container and place the lid on to the base.

Note: The BreadSmart lid is NOT designed to seal on to the base.

The CondensControl™ technology will then get to work creating the perfect environment to keep your bread fresher, longer.

Performance will vary subject to the freshness and type of bread.

When removing your bread or bakery products from BreadSmart, replace the lid immediately.

Removing the lid for long periods of time or repeatedly removing and replacing the lid will reduce the effectiveness of your BreadSmart.

BreadSmart should be kept in your pantry or inside a cupboard. Do not store in the fridge. Store in a cool dry place and keep out of direct sunlight.

BreadSmart uses CondensControl™

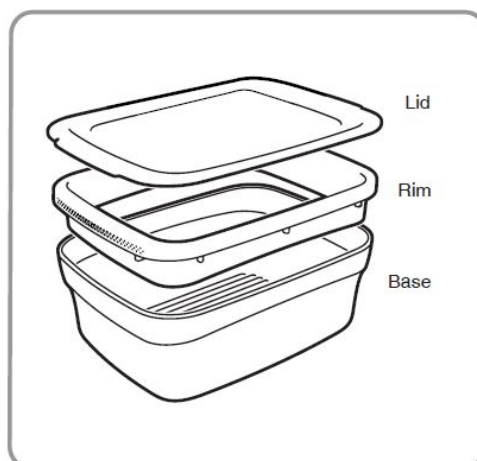
technology to create the perfect environment right inside the box. BreadSmart works by allowing excess humidity to be released through the CondensControl™ membrane reducing the potential for mould growth, and cleverly it also prevents your bread from drying out.

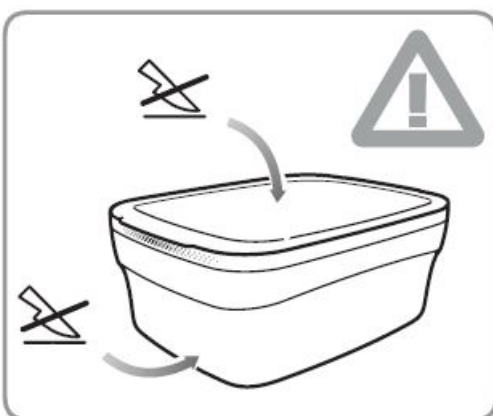
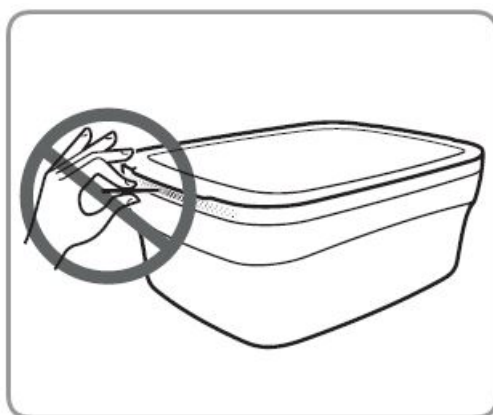
Depending upon the product stored Tupperware's BreadSmart can extend the life of your bread and bakery items from a few days to in some cases over a week longer than normal.

- Parts included: Base, rim, lid & black rubber feet.
- Do not use the lid as a chopping board. The black rubber feet should be inserted into the base of the lid to protect your surfaces.
- BreadSmart should be washed by hand using a soft cloth. Do not use abrasive cleaning products.
- Always wash the BreadSmart after each use.

WARNING: Please do not remove, damage, or perforate the CondensControl™ membrane in the rim as this will affect performance.

Manufactured by







Specially designed for food



Handwash only



Not suitable for freezing



Not suitable for microwave



Not suitable for oven





Not suitable for grill



Do not use knives or sharp objects

Documents / Resources

	Tupperware BreadSmart Large [pdf] Owner's Manual BreadSmart Large, BreadSmart
	Tupperware Breadsmart Large [pdf] Instruction Manual Breadsmart Large, Breadsmart