



## TSI 4048 Flow Calibrator User Guide

[Home](#) » [tsi](#) » TSI 4048 Flow Calibrator User Guide 

**TSI 4048 Flow Calibrator**  
**User Guide**

# FLOW CALIBRATORS

## MODEL 4048/4148

USER'S GUIDE

P/N 6010051, REVISION B  
OCTOBER 2020



**Model 4048**

**Model 4148**



# START SEEING THE BENEFITS OF REGISTERING TODAY!

---

Thank you for your TSI instrument purchase. Occasionally, TSI releases information on software updates, product enhancements and new products. By registering your instrument, TSI will be able to send this important information to you.

**<http://register.tsi.com>**

As part of the registration process, you will be asked for your comments on TSI products and services. TSI's customer feedback program gives customers like you a way to tell us how we are doing.



UNDERSTANDING, ACCELERATED

**TSI Incorporated** - Visit our website **[www.tsi.com](http://www.tsi.com)** for more information.

**USA**  
**UK**  
**France**  
**Germany**

**Tel:** +1 800 874 2811  
**Tel:** +44 149 4 459200  
**Tel:** +33 1 41 19 21 99  
**Tel:** +49 241 523030

**India**  
**China**  
**Singapore**


**Tel:** +91 80 67877200  
**Tel:** +86 10 8219 7688  
**Tel:** +65 6595 6388


**Copyright©**

TSI Incorporated / 2016-2020 / All rights reserved.

**Address**

TSI Incorporated, 500 Cardigan Road, Shoreview, MN 55126 USA

	<table border="1"><tr><th data-bbox="352 539 1468 622"><b>WARNING</b></th></tr><tr><td data-bbox="352 622 1468 790">TSI® flow calibrators employ a heated platinum sensor. They <b>should not</b> be used in the presence of flammable or explosive gases or mixtures.</td></tr></table>	<b>WARNING</b>	TSI® flow calibrators employ a heated platinum sensor. They <b>should not</b> be used in the presence of flammable or explosive gases or mixtures.
<b>WARNING</b>			
TSI® flow calibrators employ a heated platinum sensor. They <b>should not</b> be used in the presence of flammable or explosive gases or mixtures.			

	<table border="1"><tr><th data-bbox="352 851 1463 934"><b>CAUTION</b></th></tr><tr><td data-bbox="352 934 1463 1099">TSI® flow calibrators are not medical devices under FDA 510k and in no situation should they be utilized for human respiration measurements.</td></tr></table>	<b>CAUTION</b>	TSI® flow calibrators are not medical devices under FDA 510k and in no situation should they be utilized for human respiration measurements.
<b>CAUTION</b>			
TSI® flow calibrators are not medical devices under FDA 510k and in no situation should they be utilized for human respiration measurements.			

**LIMITATION OF WARRANTY AND LIABILITY (effective February 2015)** (For country-specific terms and conditions outside of the USA, please visit [www.tsi.com](http://www.tsi.com).)

Seller warrants the goods, excluding software, sold hereunder, under normal use and service as described in the operator's manual, to be free from defects in workmanship and material for **12 months**, or if less, the length of time specified in the operator's manual, from the date of shipment to the customer. This warranty period is inclusive of any statutory warranty. This limited warranty is subject to the following exclusions and exceptions:

1. Hot-wire or hot-film sensors used with research anemometers, and certain other components when indicated in specifications, are warranted for 90 days from the date of shipment;
2. Pumps are warranted for hours of operation as set forth in product or operator's manuals;
3. Parts repaired or replaced as a result of repair services are warranted to be free from defects in workmanship and material, under normal use, for 90 days from the date of shipment;
4. Seller does not provide any warranty on finished goods manufactured by others or on any fuses, batteries or other consumable materials. Only the original manufacturer's warranty applies;
5. This warranty does not cover calibration requirements, and seller warrants only that the instrument or product is properly calibrated at the time of its manufacture.  
Instruments returned for calibration are not covered by this warranty;
6. This warranty is **VOID** if the instrument is opened by anyone other than a factory authorized service center with the one exception where requirements set forth in the manual allow an operator to replace consumables or perform recommended cleaning;
7. This warranty is **VOID** if the product has been misused, neglected, subjected to accidental or intentional

damage, or is not properly installed, maintained, or cleaned according to the requirements of the manual. Unless specifically authorized in a separate writing by Seller, Seller makes no warranty with respect to, and shall have no liability in connection with, goods which are incorporated into other products or equipment, or which are modified by any person other than Seller.

The foregoing is **IN LIEU OF** all other warranties and is subject to the **LIMITATIONS** stated herein. **NO OTHER EXPRESS OR IMPLIED WARRANTY OF FITNESS FOR PARTICULAR PURPOSE OR MERCHANTABILITY IS MADE. WITH RESPECT TO SELLER'S BREACH OF THE IMPLIED WARRANTY AGAINST INFRINGEMENT, SAID WARRANTY IS LIMITED TO CLAIMS OF DIRECT INFRINGEMENT AND EXCLUDES CLAIMS OF CONTRIBUTORY OR INDUCED INFRINGEMENTS. BUYER'S EXCLUSIVE REMEDY SHALL BE THE RETURN OF THE PURCHASE PRICE DISCOUNTED FOR REASONABLE WEAR AND TEAR OR AT SELLER'S OPTION REPLACEMENT OF THE GOODS WITH NON-INFRINGEMENTS.**

TO THE EXTENT PERMITTED BY LAW, THE EXCLUSIVE REMEDY OF THE USER OR BUYER, AND THE LIMIT OF SELLER'S LIABILITY FOR ANY AND ALL LOSSES, INJURIES, OR DAMAGES CONCERNING THE GOODS (INCLUDING CLAIMS BASED ON CONTRACT, NEGLIGENCE, TORT, STRICT LIABILITY OR OTHERWISE) SHALL BE THE RETURN OF GOODS TO SELLER AND THE REFUND OF THE PURCHASE PRICE, OR, AT THE OPTION OF SELLER, THE REPAIR OR REPLACEMENT OF THE GOODS. IN THE CASE OF SOFTWARE, SELLER WILL REPAIR OR REPLACE DEFECTIVE SOFTWARE OR IF UNABLE TO DO SO, WILL REFUND THE PURCHASE PRICE OF THE SOFTWARE. IN NO EVENT SHALL SELLER BE LIABLE FOR LOST PROFITS, BUSINESS INTERRUPTION, OR ANY SPECIAL, INDIRECT, CONSEQUENTIAL OR INCIDENTAL DAMAGES. SELLER SHALL NOT BE RESPONSIBLE FOR INSTALLATION, DISMANTLING OR REINSTALLATION COSTS OR CHARGES. No Action, regardless of form, may be brought against Seller more than 12 months after a cause of action has accrued. The goods returned under warranty to Seller's factory shall be at Buyer's risk of loss, and will be returned, if at all, at Seller's risk of loss.

Buyer and all users are deemed to have accepted this LIMITATION OF WARRANTY AND LIABILITY, which contains the complete and exclusive limited warranty of Seller. This LIMITATION OF WARRANTY AND LIABILITY may not be amended, modified or its terms waived, except by writing signed by an Officer of Seller.

### **Service Policy**

Knowing that inoperative or defective instruments are as detrimental to TSI as they are to our customers, our service policy is designed to give prompt attention to any problems. If any malfunction is discovered, please contact your nearest sales office or representative, or call TSI's Customer Service department at (800) 680-1220 (USA) or (001 651) 490-2860 (International) or visit [www.tsi.com](http://www.tsi.com).

### **Trademarks**

TSI and TSI logo are registered trademarks of TSI Incorporated in the United States and may be protected under other country's trademark registrations.

## Contents

### 1 Chapter 1

#### 1.1 Unpacking and Parts Identification

### 2 Chapter 2

#### 2.1 Setting-Up

### 3 Chapter 3

#### 3.1 Operation

### 4 Chapter 4

#### 4.1 Maintenance

### 5 Chapter 5

### 6 Troubleshooting

#### 6.1 Technical Contacts

### 7 Appendix A

#### 7.1 Specifications

### 8 Documents / Resources

### 9 Related Posts

## Chapter 1

### Unpacking and Parts Identification

Carefully unpack the instrument and accessories from the shipping container. Check the individual parts against the list of components in Table 1. If any parts are missing or damaged, notify TSI® immediately.

**Table 1-1. List of Components** (see Figures 1-1 and 1-2)

Qty	Item Description	Part/ Model
1	Flow Calibrator	4048 <i>or</i> 4148
1	Filter Model 4048: 3/8 in. FNPT HEPA filter (9.5 mm) Model 4148: 1/4 in. HEPA filter (6.35 mm)	1602300 1602317
1	Tubing Kit ( <i>Model 4048 only</i> ) 1 in. OD x 3/4 in. ID – 24 in. (25.4 mm OD x 19.05 mm ID – 60.96 cm) 3/4 in. x 1/2 in. ID – 24 in. and 6 in. (19.05 mm x 12.70 mm ID – 60.96 cm and 15.24 cm) 3/8 in. OD x 1/4 in. ID – 6 in. (9.53 mm OD x 6.35 mm ID – 15.24 cm) 5/16 in. OD x 3/16 in. ID – 24 in. (7.92 mm OD x 4.75 mm ID – 60.96 cm)	3001185  3929420  3929408  3001248
1	Battery Pack	4199
1	Soft Carrying Case	1319289
1	Model 4048/4148 User's Guide	6010051
1	AC Adapter 115 V, North America, ungrounded 100–240 V, NEMA 5-15 plug, grounded 100–240 V, Europlug, CEE 7/16, grounded 100–240 V, Great Britain, grounded, fused 100–240 V, Australia/NZ	2613033 8918-NA 8918-EC 8918-GB 8918-AT



**Figure 1-1. Model 4048 Components**

1. Flow Calibrator
2. Soft-Sided Carrying Case (diameters and length)
3. Universal Power Supply
4. User's Guide
5. High-Efficiency Inlet Filter
6. Tubing Kit (see Table 1-1 for
7. Mounting Lugs (not shown)
8. 6 AA-size Batteries (not shown)





**Figure 1-2. Model 4148 Components**

1. Flow Calibrator
2. Soft-Sided Carrying Case
3. Universal Power Supply
4. User's Guide
5. High-Efficiency Inlet Filter
6. Mounting Lugs (not shown)
7. 6 AA-size Batteries (not shown)

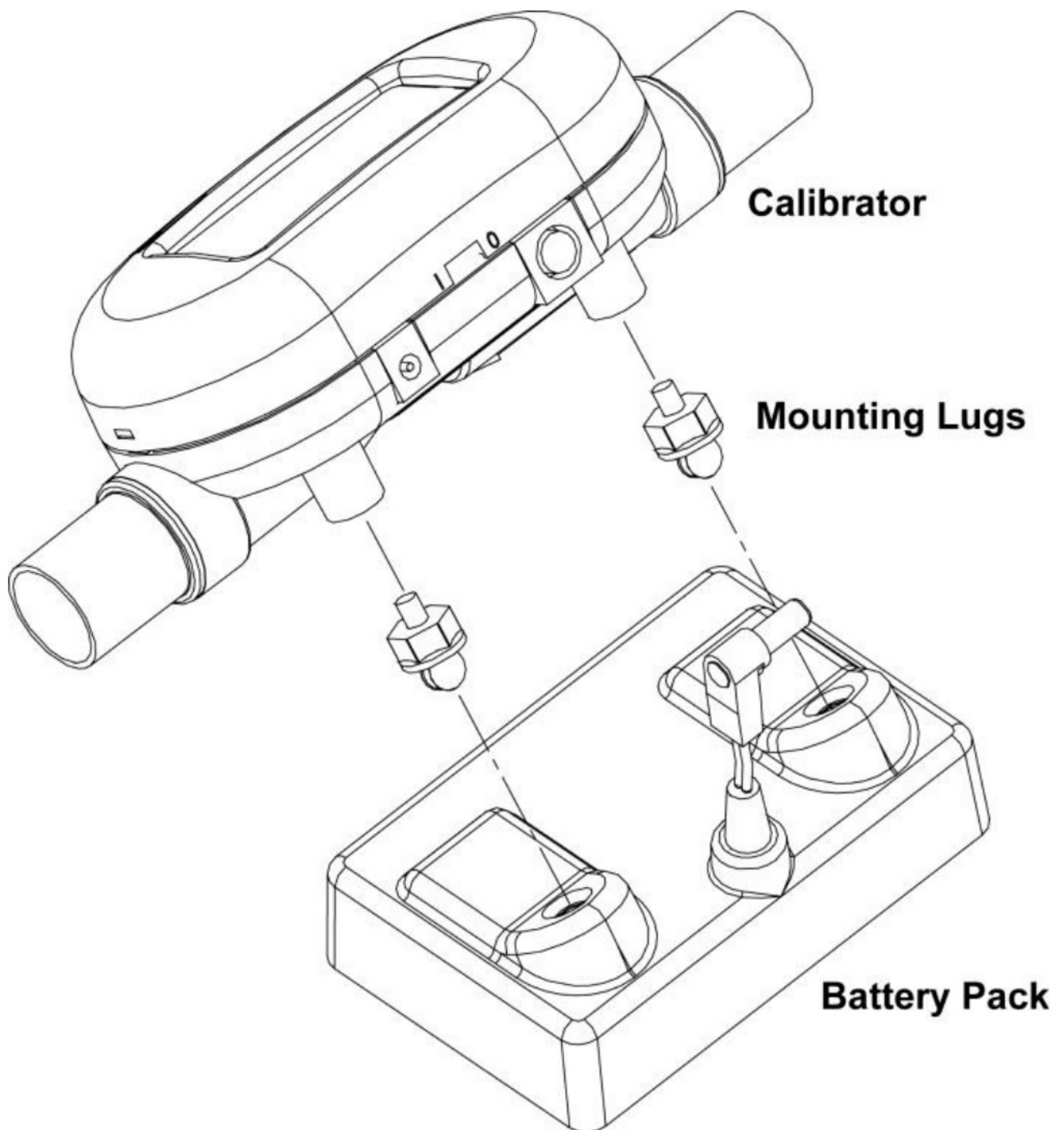
## Chapter 2

### Setting-Up

#### Assembly Instructions for the Flow Calibrators

The calibrator can be quickly attached to the battery pack by screwing the mounting lugs into the threaded holes in the base of the calibrator. The lugs should then be placed over the receiving holes in the top of the battery pack and snapped gently into place. Insert the connector from the battery pack to the receptacle in the back of the calibrator.

The calibrator is now ready to use.



**Figure 2-1.** Flow Calibrator Assembly

### **Supplying Power**

The calibrator can be powered in one of two ways: through the power jack using the supplied 4199 battery pack or using the AC adapter.

The DC power input connector is shown below along with the power requirements.


Power Supply: 7.5 VDC  $\pm$  1.5 V, 300 mA maximum

## DC INPUT



### Connecting Filter and Flow Tubes

The Model 4048/4148 has a thermal sensor exposed to the air flow that must be protected from foreign matter and particles. TSI® supplies a filter that should be connected to the inlet of the calibrator; however, any filter will work as long as it has a minimum efficiency of 99.9%.

	<b>CAUTION</b>
	Always use a filter on the inlet of the calibrator. Failure to filter the air flow may change the calibration and/or permanently damage the sensor.

### NOTE

Flow direction is identified by the large arrow printed on the bottom side of the calibrator and on the bottom of the battery pack.

Attach the filter to the inlet of the calibrator using supplied tubing and/or adapters. Connecting a tube to the outlet of the calibrator will create back pressure. See [Appendix A](#) for calibrator accuracy specifications when operating at various pressures. In general, minimize back pressure on the calibrator by using shorter lengths of tubing to maintain highest level of accuracy.



**Figure 2-2.** Typical Setup Configurations

## Chapter 3

### Operation

#### Overview

The Model 4048/4148 Flow Calibrator measures volumetric flow rate inside the flow tube. All measurements made by the Models 4048/4148 are NIST traceable.

#### ON/OFF Switch

Slide the switch to the ON position. The LCD displays volumetric flow in units of liters per minute (L/min).

#### Flow Rate Measurement

Flow rate data will be displayed on the Model 4048/4148 through the LCD.

Volumetric flow is displayed in units of liters per minute (L/min).

### Setting Flow Rates and Calibrating Instruments

The Model 4048/4148 Flow Calibrator may be used to measure or set flow rates on Condensation Particle Counters or other instruments which draw an active flow sample. Be sure to follow all instrument manufacturer's flow setting and calibration procedures.

1. Start up the Model 4048/4148 Flow Calibrator and let it warm up (1 minute for Model 4048 or 10 minutes for Model 4148) prior to setting any flow rates or conducting any calibrations.


2. Connect the outlet of the Model 4048/4148 Flow Calibrator to the inlet of the active sampling instrument. **NOTE** Please contact TSI® Technical Support at 800-680-1220 for instructions on connecting Model 4048 to TSI® Filter Testers.
3. Follow the instrument manufacturer's flow setting and/or calibration procedures. The volumetric flow in units of liters per minute (L/min) will be continuously displayed on the LCD of the calibrator.

## Chapter 4

### Maintenance

#### Flow Sensor

Periodically inspect the flow sensor by looking into the outlet of the calibrator. Remove dust, particles and fibers from the sensor with clean, dry compressed air. The flow sensor may break if touched. **NEVER RUN LIQUIDS THROUGH THE CALIBRATOR AND NEVER TOUCH THE SENSOR WITH A BRUSH.** Dust or other deposits on the flow sensor will degrade the Model 4048/4148's flow accuracy.

	<b>CAUTION</b>
	The calibrator must be switched off for cleaning. Only use clean, dry, compressed air when attempting to remove contamination from the sensor.

#### Re-certification

To maintain a high degree of confidence in the measurements made by the Model 4048/4148, TSI® recommends that the instrument be returned to TSI® every 12 months for re-certification. The calibrator will be recalibrated and returned with a certificate of calibration to US National Institute of Standards Technology (NIST) traceable standards.

#### Cases

If the instrument case or storage case needs cleaning, wipe it off with a soft cloth dipped in isopropyl alcohol or mild detergent. **NEVER** submerge the calibrator or allow liquids to enter the flow tube.

#### Storage

When storing the calibrator, always cover the ends of flow tubes with the caps provided to prevent dust or other foreign matter from entering the tube.

## Chapter 5

### Troubleshooting

Table 3 lists the symptoms, possible causes, and recommended solutions for common problems encountered with Model 4048/4148 Flow Calibrators. If the symptom is not listed, or if none of the solutions solve the problem, please contact TSI® Technical Support at 1-800-680-1220 or 651-490-2860.

#### Table 3. Troubleshooting

Symptom	Possible Causes	Corrective Action
No display.	Unit not switched on.	Switch on the unit.
	No power to instrument.	Check power connection.
Temperature reads high at low or zero flows.	Temperature sensor is being heated from the flow sensor.	The temperature value will track the actual air temperature once the flow rate through the calibrator exceeds 1 L/min.
Flow readings fluctuate greatly.	The flow is fluctuating.	Improve inlet conditions.
Display shows flows over-range with no flow passing through flow tube.	The sensor may be damaged or broken.	Return calibrator to TSI® for service.

#### Technical Contacts

- If you have any difficulty installing the Model 4048/4148, or if you have technical or application questions about this instrument,  
contact an applications engineer at TSI® Incorporated, (651) 490-2860 or contact [technical.services@tsi.com](mailto:technical.services@tsi.com).
- If the Model 4048/4148 fails, or if you are returning it for service, visit our website at [tsi.com/service](http://tsi.com/service) or contact TSI® at:

#### TSI Incorporated

500 Cardigan Road  
Shoreview, MN 55126 USA  
Phone: +1-800-680-1220 (USA) or +1 (651) 490-2860  
E-mail: [technical.services@tsi.com](mailto:technical.services@tsi.com)

#### TSI GmbH

Neuköllner Strasse 4  
52068 Aachen  
GERMANY  
Telephone: +49 241-52303-0  
Fax: +49 241-52303-49  
E-mail: [tsigmbh@tsi.com](mailto:tsigmbh@tsi.com)

**TSI Instruments Ltd.**

Stirling Road

Cressex Business Park

High Wycombe, Buckinghamshire HP12 3ST

UNITED KINGDOM

Telephone: +44 (0) 149 4 459200

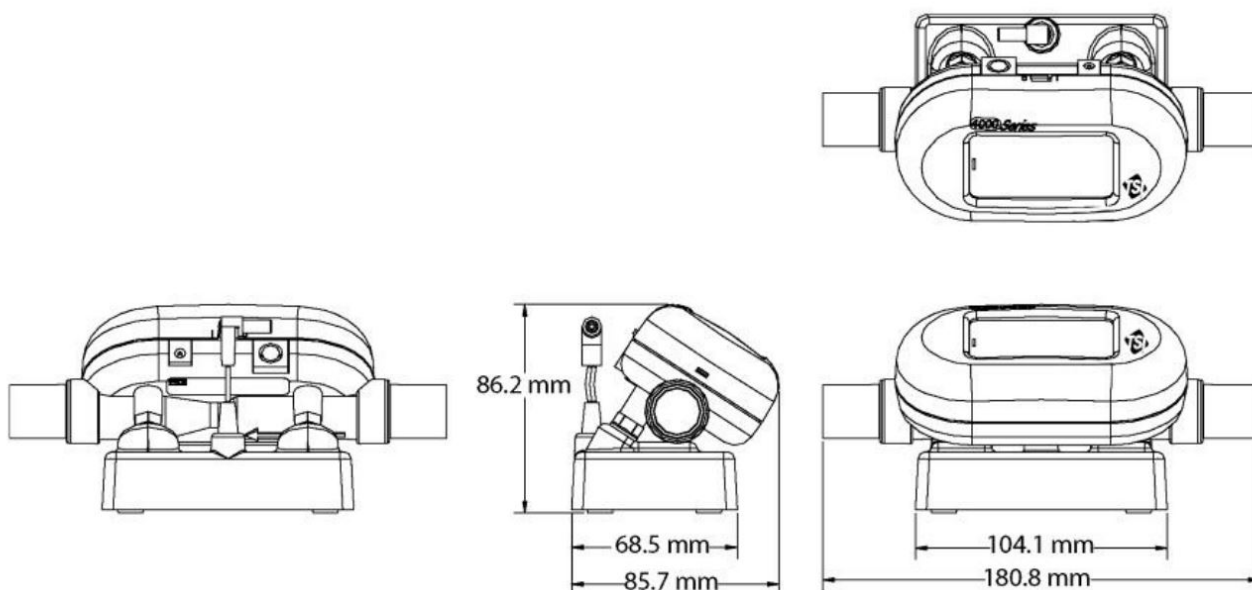
E-mail: [tsiuk@tsi.com](mailto:tsiuk@tsi.com)**Appendix A****Specifications**

	<b>Specifications*</b>
<b>Flow Measurement</b>	
Measurement Range	Model 4048: 0 to 200 L/min Model 4148: 0 to 20 L/min
Accuracy Air	Model 4048: $\pm 2\%$ of reading or 0.05 std. L/min, whichever is greater Model 4148: $\pm 2\%$ of reading or 0.005 std. L/min, whichever is greater  at standard conditions (21.1°C and 101.3 kPa) See notes <b>1</b> through <b>5</b> below.
<b>Instrument Temp. Range</b>	
Operation, Ambient	0 to 50°C
Storage, Ambient	-20 to 60°C
<b>Physical Dimensions</b>	
External Dimensions	Model 4048: 7.2 in. × 2.5 in. × 2.1 in. (18.3 cm × 6.4 cm × 5.3 cm) Model 4148: 5 in. × 2 in. × 1.25 in. (12.7 cm × 5 cm × 3.2 cm)
Tube Adapters (Inlet & Outlet)	Model 4048: 0.5 in. O.D. straight Model 4148: 0.25 in. O.D. straight
Weight	Model 4048: 1.2 lbs (0.5 kg) Model 4148: 1.7 lbs (0.8 kg)
Flow Body Material	Polycarbonate
<b>Warm-up Time</b>	Model 4048 – 1 minute Model 4148 – 10 minutes
<b>Power</b>	Battery pack 7.5 VDC $\pm$ 1.5 V, 300 mA maximum

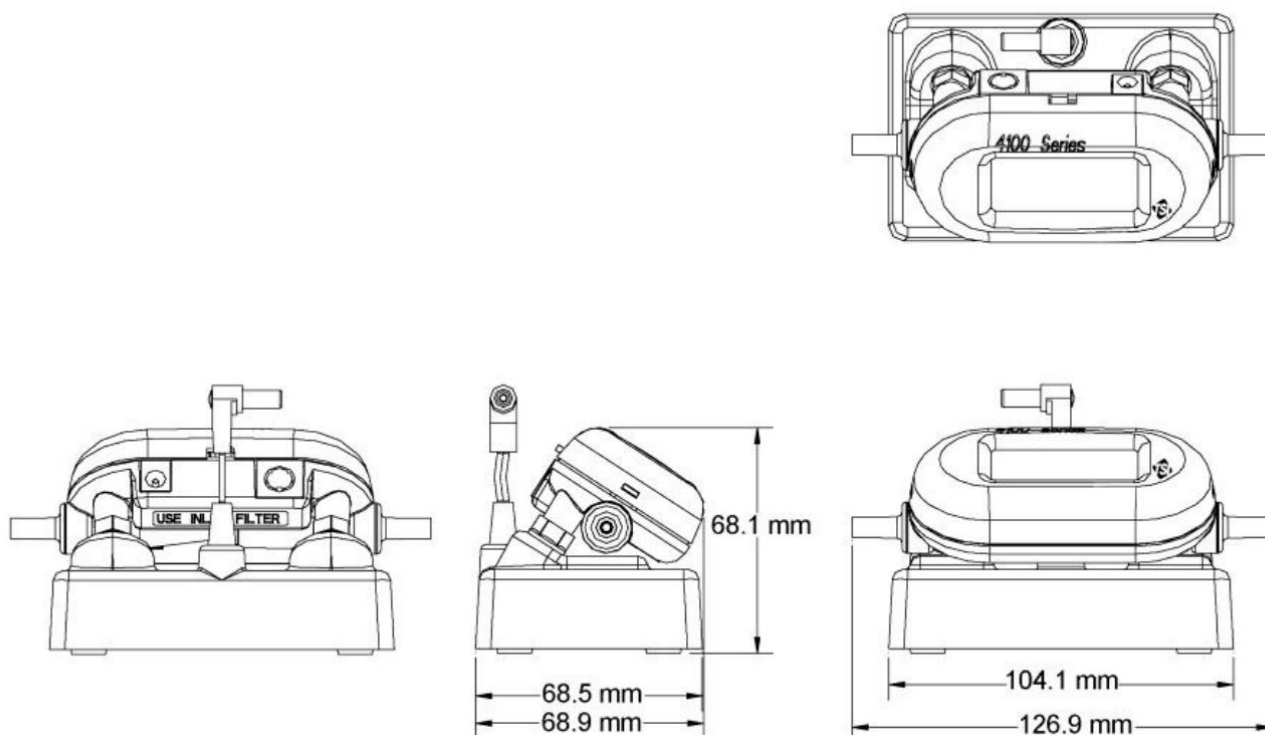
**Notes:**

1. Accuracy stated at standard conditions of 21.1°C and 101.3 kPa.
2. Accuracy stated with air temperature and flow body temperature within  $\pm 10^{\circ}\text{C}$  of one another.
3. Accuracy stated measuring dry air (less than 10% R.H.).
4. Includes  $\pm 0.5\%$  of reading repeatability.

\*Specifications subject to change without notice.



**Figure A-1. Model 4048 Dimensions**



**Figure A-2. Model 4148 Dimensions**





UNDERSTANDING, ACCELERATED

**TSI Incorporated** – Visit our website [www.tsi.com](http://www.tsi.com) for more information.

**USA Tel:** +1 800 680 1220

**UK Tel:** +44 149 4 459200

**France Tel:** +33 1 41 19 21 99

**Germany Tel:** +49 241 523030

**India Tel:** +91 80 67877200


**China Tel:** +86 10 8219 7688

**Singapore Tel:** +65 6595 6388


P/N 6010051 Rev. B

©2020 TSI Incorporated

Printed in U.S.A.



## Documents / Resources

	<p><a href="#">TSI 4048 Flow Calibrator</a> [pdf] User Guide 4048, 4148, Flow Calibrator</p>
---	--