



TSCO GKM 8205 Gaming Keyboard and Mouse Instruction Manual

[Home](#) » [TSCO](#) » TSCO GKM 8205 Gaming Keyboard and Mouse Instruction Manual 

Contents

- 1 TSCO GKM 8205 Gaming Keyboard and Mouse
- 2 Product Information
- 3 Product Usage Instructions
- 4 MAXIMIZE YOUR DEVICE WITH GKM-8205 SOFTWARE
- 5 GET HELP WITH TSCO GAME SUPPORT
- 6 PACKAGE CONTENT
- 7 WHAT'S INSIDE
- 8 TECHNICAL SPECIFICATION
- 9 APPROXIMATE SIZE AND WEIGHT
- 10 WHAT'S NEEDED
- 11 LET'S GET YOU COVERED
- 12 GETTING STARTED
- 13 PERSONALIZE YOUR KEYBOARD
- 14 PERSONALIZE YOUR MOUSE
- 15 SAFETY AND MAINTENANCE
- 16 COMFORT
- 17 MAINTENANCE AND USE
- 18 Documents / Resources
 - 18.1 References



TSCO GKM 8205 Gaming Keyboard and Mouse



Product Information

GKM 8205 Gaming Keyboard & Mouse

Package Content:

- Gaming Mouse
- Gaming Keyboard
- User Manual
- Guarantee Card

Keyboard Features:

- Keyboard Connection: Wired
- Reliability: 10,000,000 keystrokes
- Number of Keys: 110 (4 Macro keys)
- Cable Length: 1.8m Braided
- Lighting: RGB

Mouse Features:

- Connection: Wired
- Sensor: Instant A824
- DPI: 7200 (Max)
- Polling Rate: 1000Hz (Max)
- IPS: 60
- Acceleration: 15G
- Cable Length: 1.8m Braided
- Number of Programmable Keys: 8

Approximate Size and Weight:

Keyboard:

- Width: 190mm
- Height: 30mm

- Length: 470mm
- Weight: 710g

Mouse:

- Width: 65mm
- Height: 37mm
- Length: 125mm
- Weight: 110g

Product Requirements:

- PC with 2 free USB ports

Software Requirements:

- Windows 7 64-bit (or higher)
- Internet connection
- 100 MB of free hard disk space

Warranty Information:

You have an 18-month limited warranty coverage for this device. To activate your warranty service, please send the serial number written on the guarantee card or product to 20004243. For any questions, you can call 02142435000 and contact our team.

Product Usage Instructions

Getting Started

1. Make sure your GKM-8205 is connected to the USB ports of your computer.
2. Download and install the GKM-8205 software from the following link: <https://tsco.ir/Device-Driver/8205.rar>

Personalize Your Keyboard

Pressing the Fn Key in combination with the function keys will activate their secondary features on your PC.

Function Keys

- F1: Open default media player program
- F2: Decrease system volume
- F3: Increase system volume
- F4: Mute system volume
- F5: Previous track
- F6: Next track
- F7: Play or pause current track

- F8: Stop current track
- F9: Open home page
- F10: Open default e-mail program (Not web-mail)
- F11: Open my computer
- F12: Open my favorite

MAXIMIZE YOUR DEVICE WITH GKM-8205 SOFTWARE

Access advanced options and granular control as you rebind buttons, assign macros, personalize device lighting and more with the unified hardware configuration tool.

<https://tSCO.ir/Device-Driver/8205.rar>

Internet connection is required for installation and updates.

GET HELP WITH TSCO GAME SUPPORT

We're here to assist you with your TSCO game device. Find software downloads, register your product, or contact us by phone, chat or email if you have any questions.

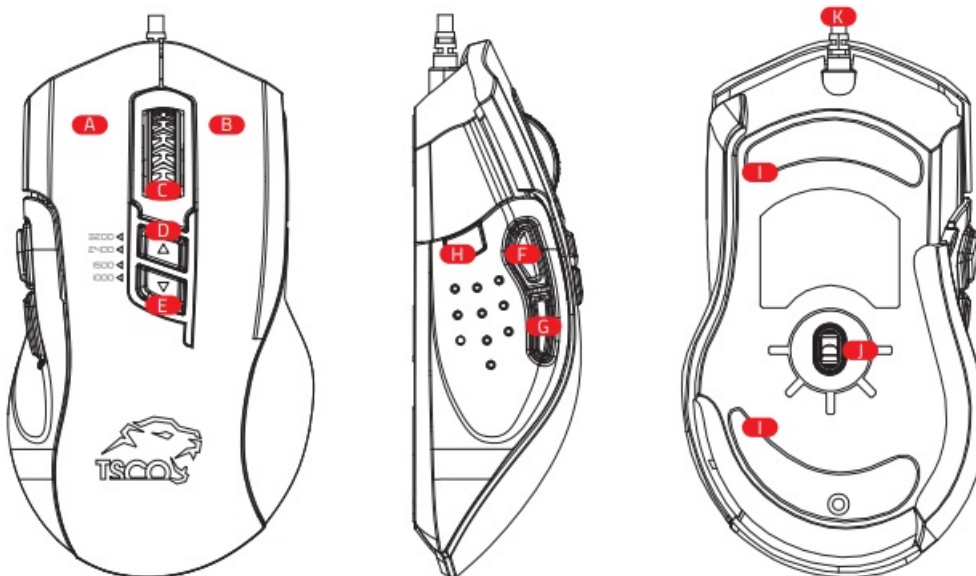
<https://service.tSCO.ir/>

PACKAGE CONTENT

- Gaming Mouse
- Gaming Keyboard
- User Manual
- Guarantee Card

WHAT'S INSIDE

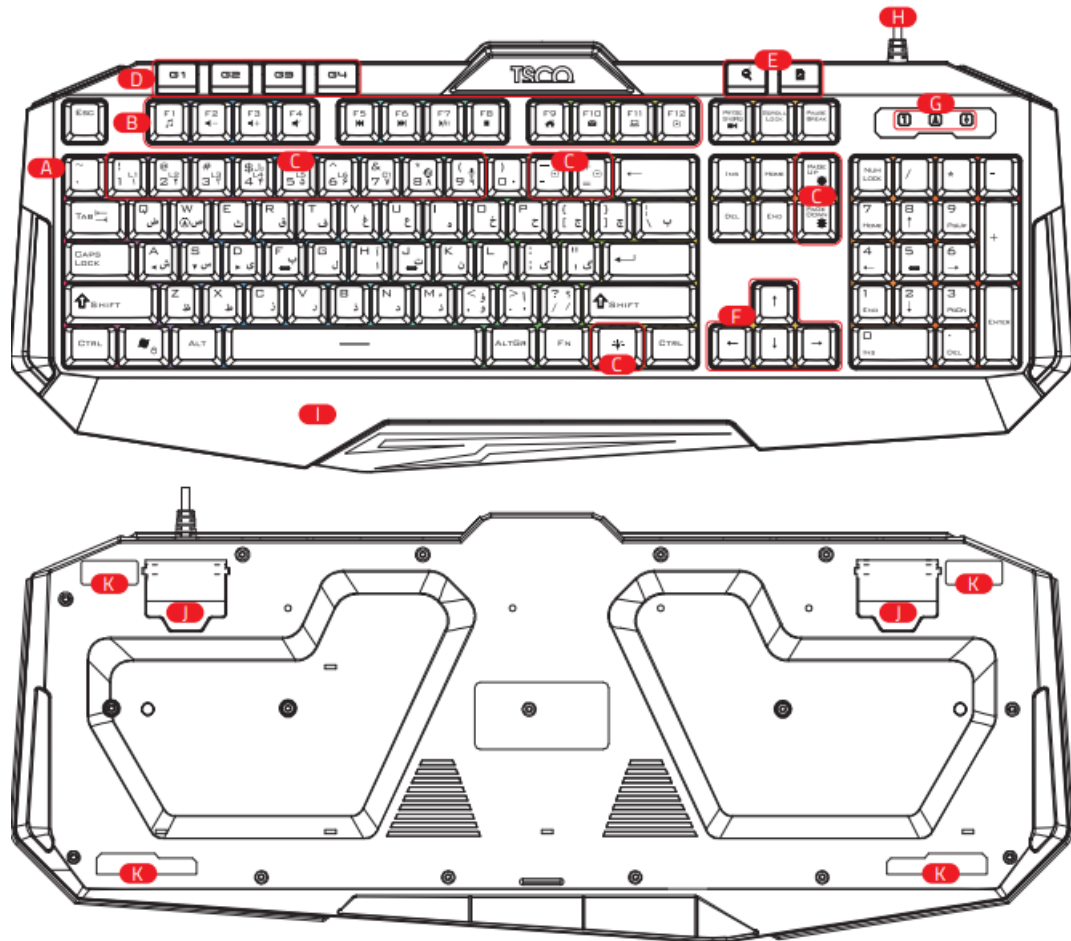
•



A Left click

- B Right click
- C Scroll wheel
- D DPI + key

- E DPI – key
- F Forward key
- G Backward key
- H Fire key
- I Ultraslick mouse feet
- J Sensor
- K USB cable



- A Backlight
- B Function keys
- C Light control keys
- D Macro keys
- E Shortcut keys
- F Arrow keys
- G LED indicators
- H USB cable
- I Wrist rest
- J Folding Holder
- K Non-Slip Pads

TECHNICAL SPECIFICATION

Keyboard

- **Keyboard connection:** Wired
- **Reliability:** 10,000,000
- **keystroke Keys N.O:** 110 (4 Macro)
- **Cable:** 1.8m Braided
- **Lighting:** RGB

Mouse

- **Connection:** Wired
- **Sensor:** Instant A824
- **DPI:** 7200 (Max)
- **Polling Rate:** 1000Hz (Max) IPS: 60
- **Acceleration:** 15G
- **Cable:** 1.8m Braided
- **keys N.O:** 8 Programmable keys

APPROXIMATE SIZE AND WEIGHT

Keyboard

- **Width:** 190mm
- **Height:** 30mm
- **Length:** 470mm
- **Weight:** 710gr

Mouse

- **Width:** 65mm
- **Height:** 37mm
- **Length:** 125mm
- **Weight:** 110gr

WHAT'S NEEDED

PRODUCT REQUIREMENT:

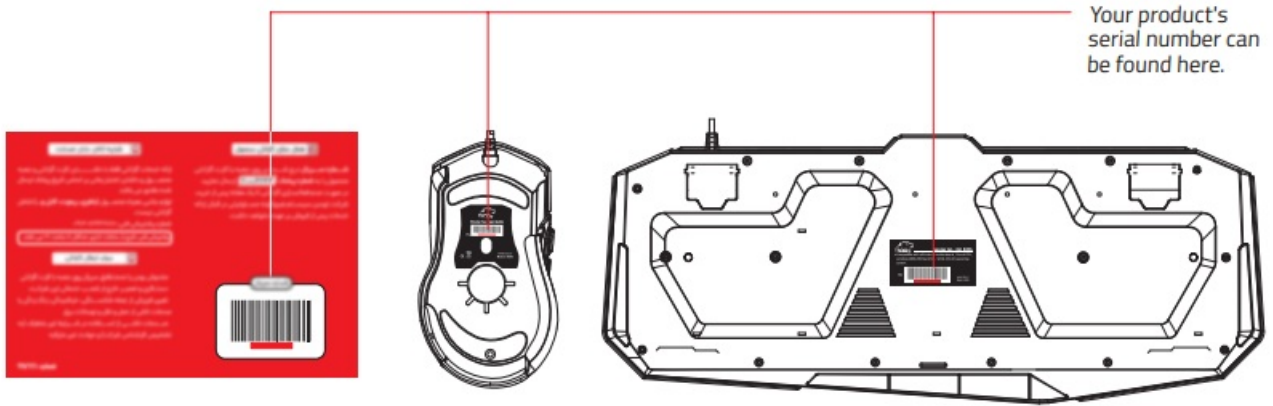
- PC with 2 free USB ports

SOFTWARE REQUIREMENTS:

- Windows 7 64-bit (or higher)
- Internet connection
- 100 MB of free hard disk

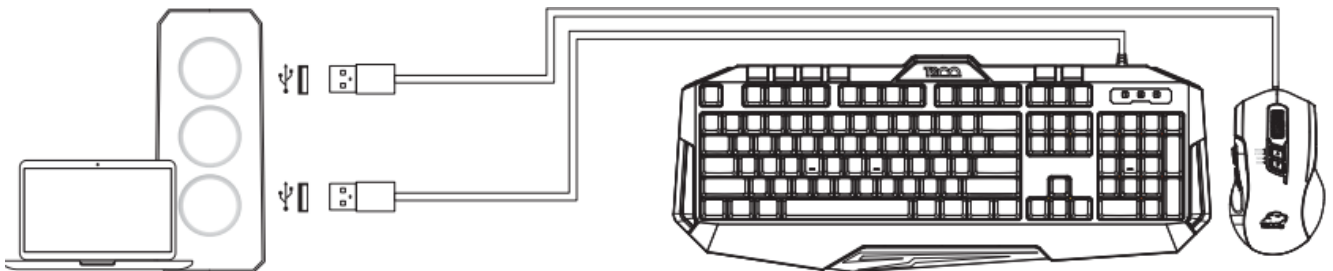
LET'S GET YOU COVERED

You've got a great device in your hands complete with an 18 month limited warranty coverage. To activate your warranty service; please send serial number which is written on guarantee card or product to 20004243. For any question, you can call 02142435000 and contact our team.



GETTING STARTED

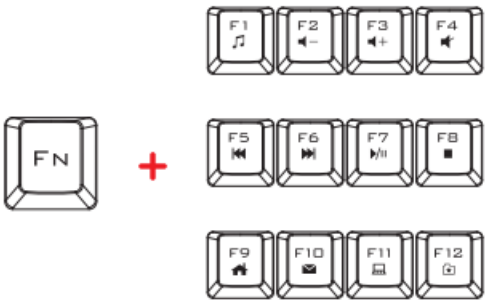

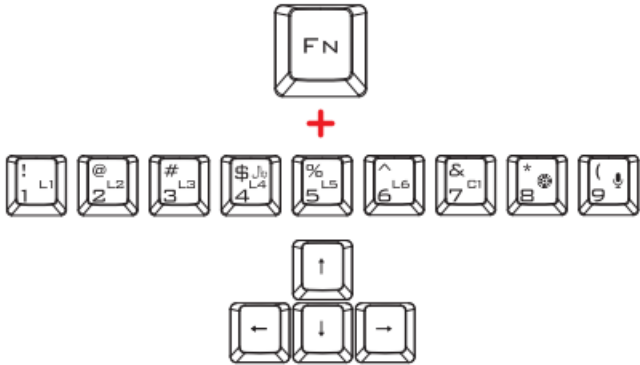
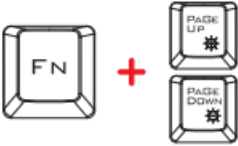


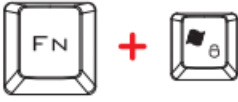

- Step 1: Make sure your GKM-8205 is connected to the USB ports of your computer.
- Step 2: Download and Install GKM-8205 software from the link below and install it; <https://tsco.ir/Device-Driver/8205.rar>



PERSONALIZE YOUR KEYBOARD



Pressing the "Fn" Key in combination with the function keys will activate their secondary features on your PC.

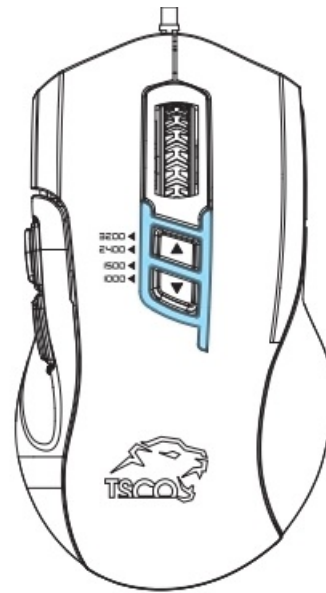
Function Keys	Features Description
	Multimedia Functions; F1: Open default media player program, F2: Decrease system volume, F3: Increase system volume, F4: Mute system volume, F5: Previous track, F6: Next track, F7: Play or pause current track, F8: Stop current track, F9: Open home page, F10: Open default e-mail program(Not web-mail), F11: Open my computer, F12: Open my favorite
	Turn on/ Turn off the LED backlight
	FN+(1~9): Switch in 9 lighting mode FN+1: default mode. FN+7: You can customize 6 district backlight color . Press FN+7 twice, white color flashes 2 times. Press FN+Left/Right to switch between the districts. Press FN+Up/Down to change current district color. Press FN+7 to save Customized colors. FN+9: the brightness changes according to ambient sound Press FN+9 one time, the LED changes in 7 colors. Press FN+9 again, the LED will change in Red color.
	FN + Page Up: Increase the Brightness FN + Page Down: Decrease the Brightness
	FN + - : Make the backlight breathing speed slower FN + = : Make the backlight breathing speed faster
Function Keys	Features Description
	Press " FN " key and " W " key to swap the Arrow keys and "W,A,S,D" keys for game play.
	Press " FN " key and " Windows " key to enable or disable "Windows " key (Win Lock)
	Press FN + PRTSC to start Macro recording function, Type your command and then press macro key (G1-G4) which you want to save this command there. Press FN + PRTSC to cancel the recording.

PERSONALIZE YOUR MOUSE

Change your mouse's DPI, Buttons function, RGB mode and Polling Rate to match your playstyle with using the GKM-8205 Software.

Note: To install the GKM-8205 Software and find out about your new gaming mouse, visit; <https://tsco.ir/Device-Driver/8205.rar>

DPI	Designated Color
1200	Yellow 
1600	Blue 
2400	Pink 
3200	Light Green 
4800	Red 
7200	Light Blue 



SAFETY AND MAINTENANCE

SAFETY GUIDELINES

In order to achieve maximum safety while using your GKM-8205, we suggest that you adopt the following guidelines:

1. Avoid looking directly at the tracking beam of your mouse or pointing the beam in anyone else's eye.
2. Should you have trouble operating the device properly and troubleshooting does not work, unplug the device and contact the (021)42435000 hotline or go to service.tscos.ir for assistance.
3. Do not take apart the device (doing so will void your warranty) and do not attempt to operate it under abnormal current loads.
4. Keep the device away from liquid, humidity, or moisture. Operate the device only within the specific temperature range of 0 °C (32 °F) to 40 °C (104 °F). Should the temperature exceed this range, unplug and switch off the device in order to let the temperature stabilize to an optimal level.

COMFORT

Research has shown that long period of repetitive motion, improper positioning of your computer peripherals, incorrect body position and poor habits may be associated with physical discomfort and injury to nerves, tendons and muscles.

Below are some guidelines to avoid injury and ensure optimum comfort while using your GKM-8205:


1. Position your keyboard and monitor directly in front of you with your mouse next to it. Place your elbows next to your side, not too far away, and your mouse within easy reach.
2. Adjust the height of your chair and table so that the keyboard and mouse are at or below elbow height.
3. Keep your feet well supported, posture straight, and your shoulders relaxed.
4. During gameplay, relax your wrist and keep it straight. If you do the same tasks with your hands repeatedly, try not to bend, extend, or twist your hands for long periods.
5. Do not rest your wrists on hard surfaces for long periods. Use a wrist rest to support your wrist while gaming.
6. Customize the keys on your mouse to suit your style of gaming in order to minimize repetitive or awkward motions while gaming.
7. Make sure that your mouse fits comfortably in your hands.

8. Do not sit in the same position all day. Get up step away from your desk and do exercises to stretch your arms, shoulders, neck and legs
9. If you should experience physical discomfort by using your mouse such as pain, numbness, or tingling in your hands, wrists, elbows, shoulders, neck or back, please consult a qualified medical doctor immediately.

MAINTENANCE AND USE

- The GKM-8205 requires minimal maintenance to keep it in optimum condition. Once a month we recommend you clean it using the soft cloth or cotton swab to prevent dirt buildup. Do not use soap or other cleaning agents.
- To get ultimate experience in movement and control, we highly recommend the premium mousing surface from TSCO.
- Do note that the sensor of mouse is “tuned” or optimized especially for the TSCO mousepad. This means that the sensor had been tested extensively to comfort that the mouse tracks best on the TSCO mousepad.

Documents / Resources

	TSCO GKM 8205 Gaming Keyboard and Mouse [pdf] Instruction Manual GKM 8205 Gaming Keyboard and Mouse, GKM 8205, Gaming Keyboard and Mouse, Keyboard and Mouse, Mouse
---	--

References

- [TSCO GKM 8205 Gaming Keyboard and Mouse](#) [pdf] Instruction Manual
- [TSCO](#) ویسایت رسمی تسکو | تسکو
- [TSCO GKM 8205 Gaming Keyboard and Mouse](#) [pdf] Instruction Manual
- [TSCO](#) ویسایت رسمی تسکو | تسکو