



[Home](#) » [TRUSTSTONE](#) » **TRUSTSTONE PYLEDKRK2 Speaker Machine With Dual Mics User Manual** 

Contents [[hide](#)]

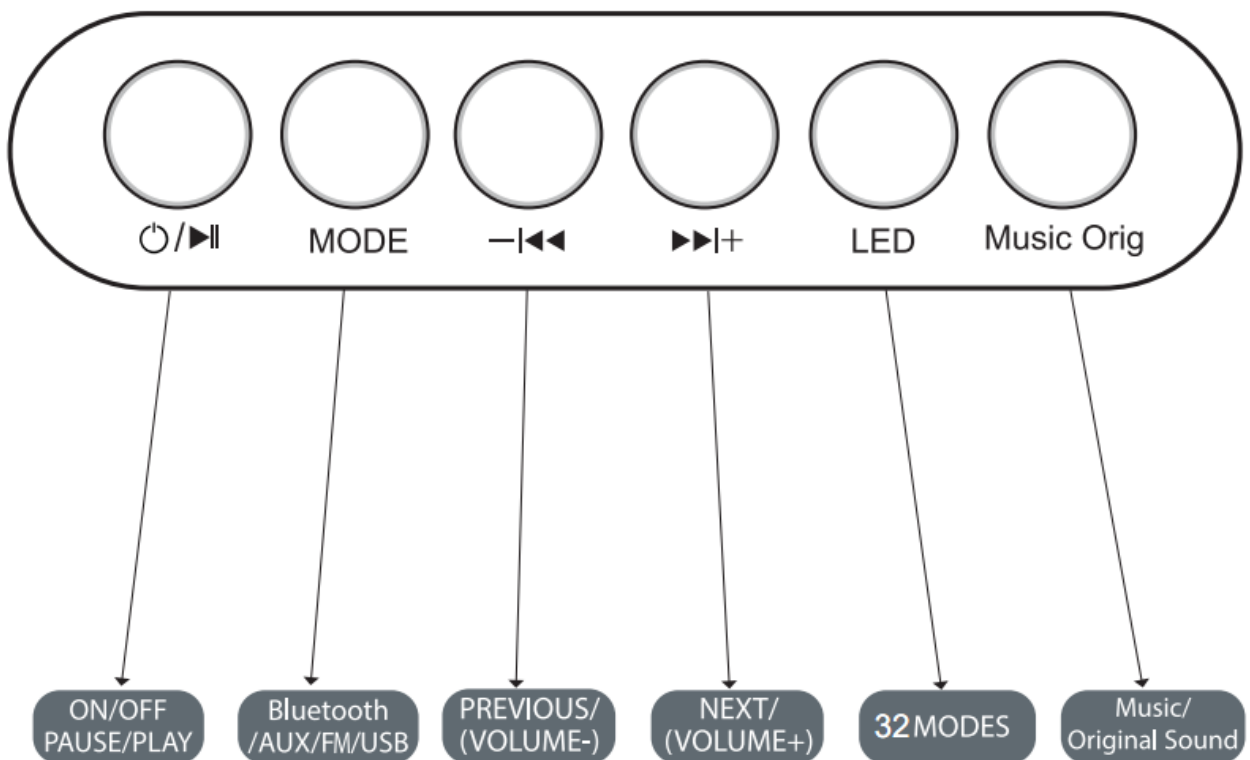
- [1 TRUSTSTONE PYLEDKRK2 Speaker Machine With Dual Mics](#)
- [2 Speaker Function](#)
- [3 Microphone Function](#)
- [4 Control Panel](#)
- [5 Product parameters](#)
- [6 Packing list](#)
- [7 FCC WARNING](#)
- [8 Documents / Resources](#)
 - [8.1 References](#)

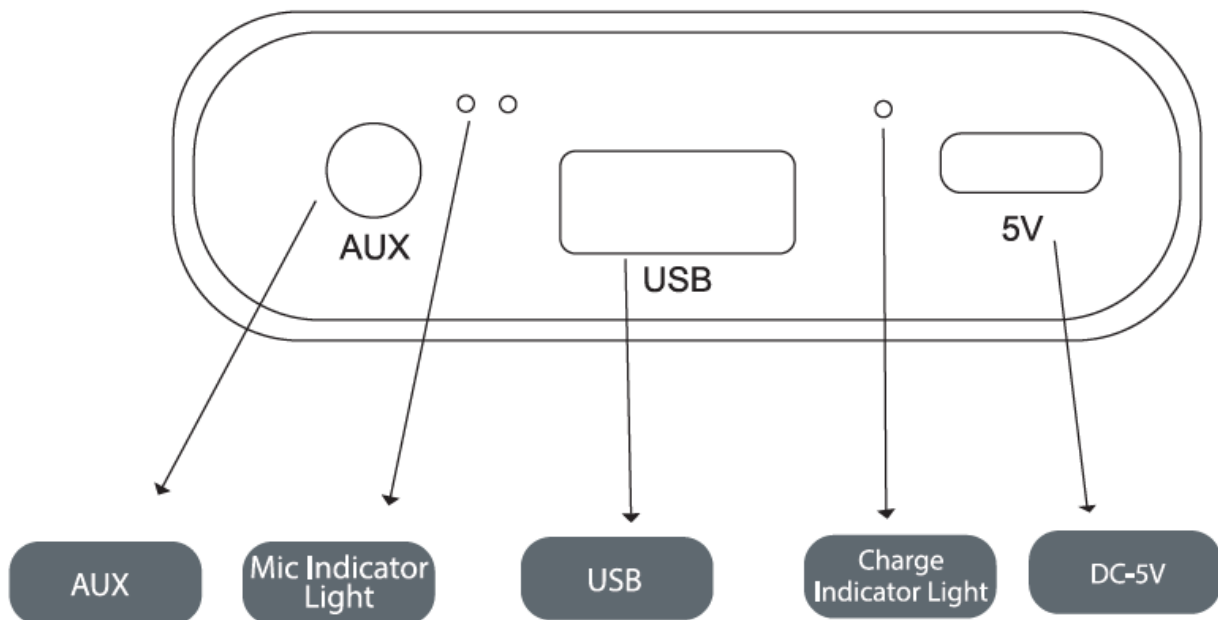
TRUSTSTONE

TRUSTSTONE PYLEDKRK2 Speaker Machine With Dual Mics

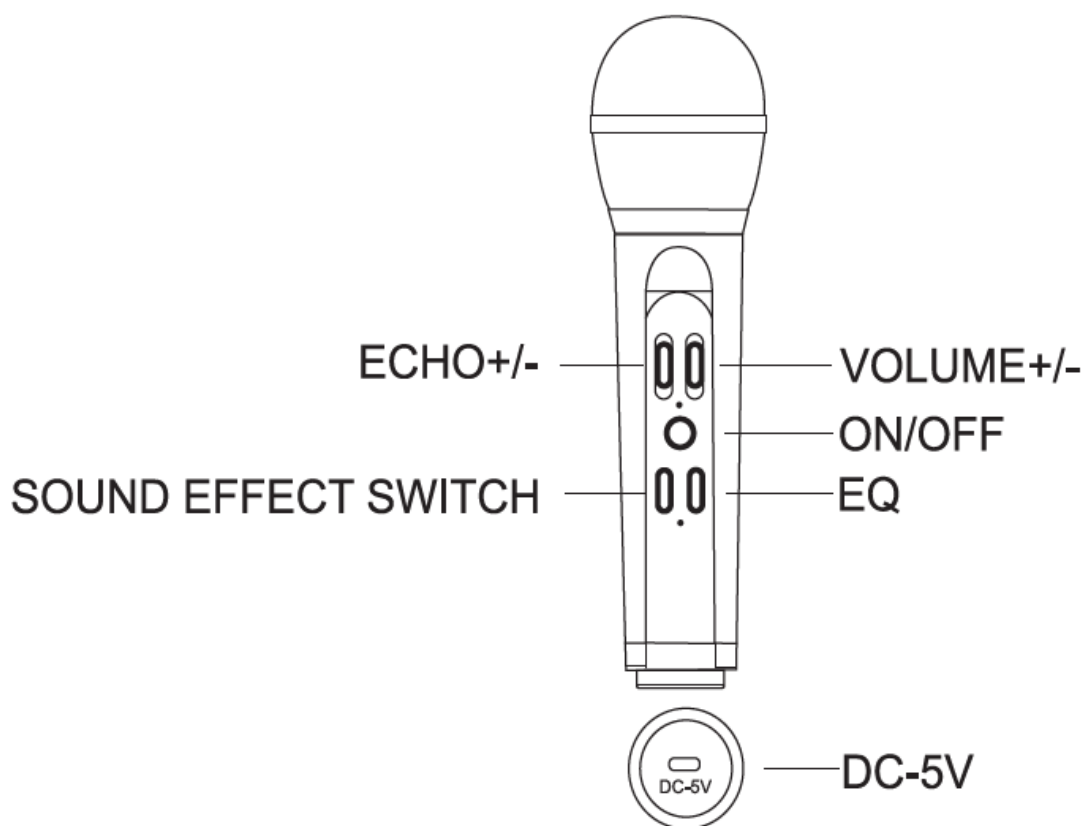


Speaker Function





Microphone Function



1. Long press the ON/OFF Button of the wireless microphone to turn on the microphone. Microphone lights up blue.
2. When singing, the "VOLII key can be adjusted to control the sound volume.
3. When singing, the "ECHII key can be adjusted to control the reverberation effect
4. When singing, short press the "sound effect switch" key, the sound box will appear applause special effect sound. Double click on" Sound Switch" button twice and the

sound box will appear special effects Long press “Sound Switch” Key, the sound box will appear atmosphere effects sound.

5. When singing, press the “EQ switch” button and select the appropriate sound effect. There are 7 types in total.
6. When charging, you can use the 5V-1A charger to charge the microphone, the charging light is Red, when the battery is fully charged, the light goes out.

Control Panel

1. **MODE :**

Mode button is mode conversion (Bluetooth, FM,AUX,USB)


In FM mode, you need to plug in the audio cable to enhance the reception signal

2. **Music Orig**



Short press the original Music button to cancel the original artist's voice.

3. :

In bluetooth mode short press  is the previous song; Long press

 to reduce the volume. In FM mode short press to previous station

4. :

In bluetooth mode short press  to pause or play, Long press ”  to switch the machine In FM mode double click to search for radio stations , short press to pause/play Long press ” to switch the machine In FM mode double click to search for radio stations , short press to pause/play

5. :

Short press is the next song; Long press  to increase the volume. In FM

mode short press  to next station

6. **LED:**

Short press to switch the light mode and long press to turn of the light There are 32 modes including 10 fixed effect and 4dynamic effect sync with music, 18 motion pixels displays. The default startup mode is fixed mode, double-click the LED key to switch between voice control mode/dynamic loop mode. Click on the LED key to switch patterns in any mode, and automatically switch to voice control mode after connecting Bluetooth Speakers illustrate

Bluetooth mode is the default mode when powered on You can search for the device name XO POPPY in Bluetooth connection. It will switch to AUX mode when a 3.5mm audio cable is inserted Have Fun with PY-LEDKRK2-BLK Karaoke Speaker When the speaker is turned on, the wireless microphone is connected to the speaker. You can sing in any mode, when singing, you can adjust the microphone volume, reverberation, EQ., according to your personal voice, to achieve better results.

Attention

1. Please use 5V/1A charger for charging. Do not play music when charging.
2. When the microphone is on, do not point the microphone at the speaker, To avoid howling.

Product parameters

- **Power output:** IOW
- **Frequency:** 50HZ-20KHZ
- **Drive unit:** 4 IN *1
- **S/N:** \geq 280DB
- **Lithium battery:** 3.7V-3000mah
- **Material** :ABS/ iron mesh

Packing list

- Speaker* 1
- Microphone* 2
- User Manual* 1
- AUX cable* 1

FCC WARNING

This device complies with part 15 of the FCC Rules. Operation is subject to the following two conditions:

1. This device may not cause harmful interference, and
2. This device must accept any interference received, including interference that may cause undesired operation.

FCC Warning Statement

Changes or modifications not expressly approved by the party responsible for compliance could void the user's authority to operate the equipment. This equipment has been tested and found to comply with the limits for a Class B digital device, pursuant to Part 15 of the FCC Rules. These limits are designed to provide reasonable protection against harmful interference in a residential installation. This equipment generates uses and can radiate radio frequency energy and, if not installed and used in accordance with the instructions, may cause harmful interference to radio communications. However, there is no guarantee that interference will not occur in a particular installation. If this equipment does cause harmful interference to radio or television reception, which can be determined by turning the equipment off and on, the user is encouraged to try to correct the interference by one or more of the following measures:

- Reorient or relocate the receiving antenna.
- Increase the separation between the equipment and receiver.
- Connect the equipment into an outlet on a circuit different from that to which the receiver is connected.
- Consult the dealer or an experienced radio/TV technician for help.

The device has been evaluated to meet general RF exposure requirement. The device can be used in portable exposure condition without restriction.

XOPOPPYO COPYRIGHT ALL RIGHTS RESERVED. XOPOPPYO is an innovative brand of Truststone Group LLC. No portion of this design may be reproduced without express written permission. Other trademarks and trade names are those of their respective owners. All rights reserved. Distributed by Truststone Group LLC, 1370


Broadway, New York, NY 10018

FCC ID: 2BBPLPYLEDKRK2



Made in China

Documents / Resources

| | |
|--|---|
|  | <p>TRUSTSTONE PYLEDKRK2 Speaker Machine With Dual Mics [pdf] User Manual</p> <p>2BBPLPYLEDKRK2, pyledkrk2, PYLEDKRK2 Speaker Machine With Dual Mics, PYLEDKRK2, Speaker Machine With Dual Mics, With Dual Mics, Dual Mics, Mics</p> |
|--|---|

References

- [User Manual](#)

TRUSTSTONE

2BBPLPYLEDKRK2, Dual Mics, Mics, pyledkrk2, PYLEDKRK2 Speaker Machine With Dual Mics, Speaker Machine With Dual Mics, TRUSTSTONE, With Dual Mics

Leave a comment

Your email address will not be published. Required fields are marked *

Comment *

Name

Email

Website

☐ Save my name, email, and website in this browser for the next time I comment.

Post Comment

Search:

e.g. whirlpool wrf535swhz

Search

[Manuals+](#) | [Upload](#) | [Deep Search](#) | [Privacy Policy](#) | [@manuals.plus](#) | [YouTube](#)

This website is an independent publication and is neither affiliated with nor endorsed by any of the trademark owners. The "Bluetooth®" word mark and logos are registered trademarks owned by Bluetooth SIG, Inc. The "Wi-Fi®" word mark and logos are registered trademarks owned by the Wi-Fi Alliance. Any use of these marks on this website does not imply any affiliation with or endorsement.