



Trust ACDB-8000C Plug In Wireless Doorbell User Manual

[Home](#) » [Trust](#) » Trust ACDB-8000C Plug In Wireless Doorbell User Manual 

Trust.



SWITCH-IN

ACDB-8000C Plug In Wireless Doorbell
User Manual



**USER MANUAL
MULTI LANGUAGE
START-LINE
RECEIVER ACDB-8000C SWITCH-IN**

Contents

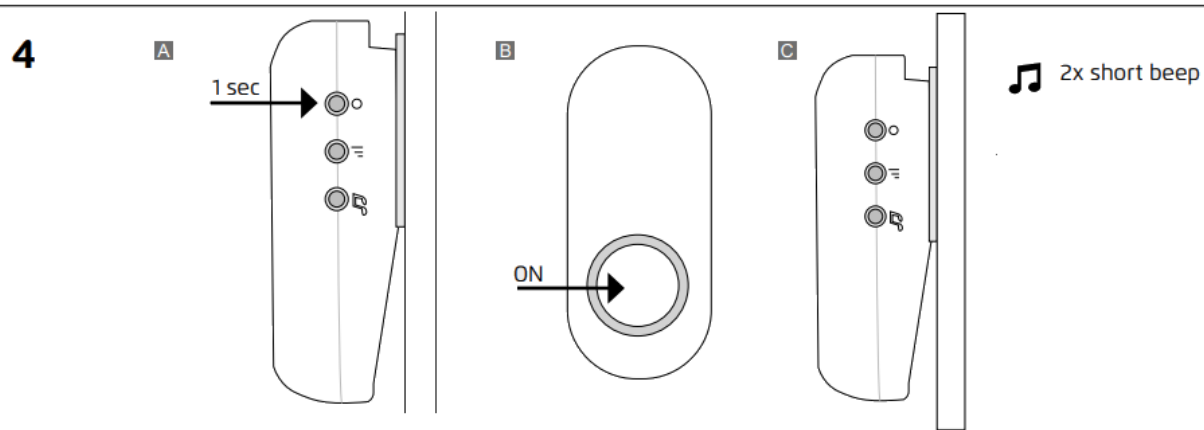
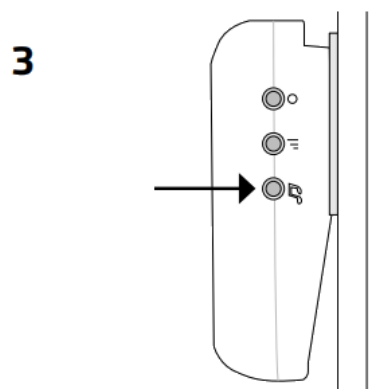
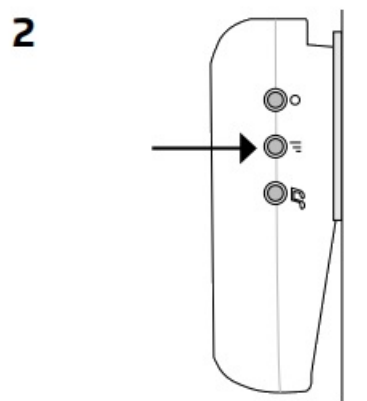
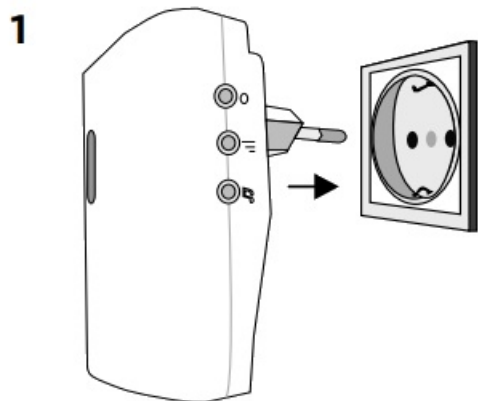
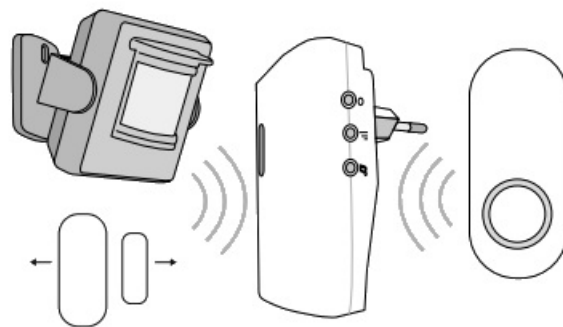
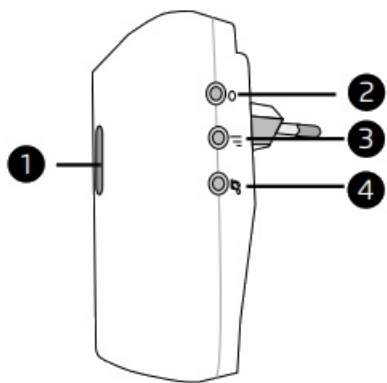
- [1 ACDB-8000C Plug In Wireless Doorbell](#)
- [2 Components](#)
- [3 Wireless control](#)
- [4 Clear Memory](#)
- [5 Safety Instructions](#)
- [6 Declaration of Conformity](#)
- [7 TECHNICAL SPECIFICATIONS](#)
- [8 Documents / Resources](#)
 - [8.1 References](#)
- [9 Related Posts](#)

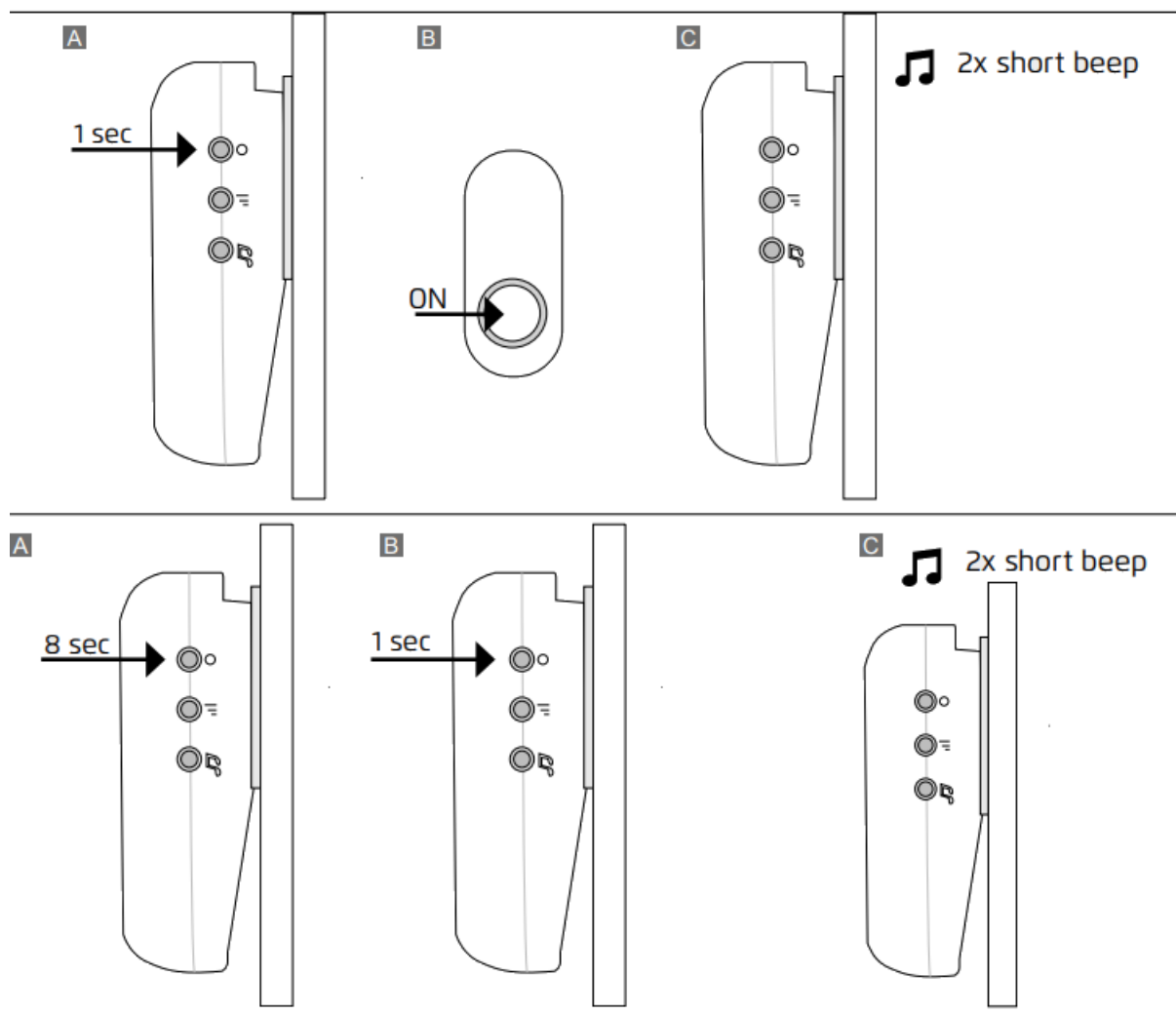
ACDB-8000C Plug In Wireless Doorbell

PLUG-IN WIRELESS DOORBELL

Item 71270 Version 1.0

Always read the instructions before using this product





Components

1. LED indicator doorbell
2. Pair button
3. Volume button
4. Melody button

Wireless control

The wireless doorbell can be operated wirelessly with a minimum of 1 and a maximum of 32 Trust Smart Home transmitters of your choice. For example, you can play a desired melody using a push button. In addition, you can also have a melody play when movement is detected and/ or when a window or door is opened. For each Trust Smart Home transmitter you can set a separate melody to hear exactly whether someone presses the push button or whether a door or window is opened.

1. Place doorbell

Plug the doorbell into an indoor power outlet. If you move the doorbell to a different outlet, the paired transmitters will remain in the memory.

2. Select desired volume

Press the volume button to select the desired volume level. There are 4 levels: High, Medium, Low and Disabled (LED Only indication).

This volume level applies to all registered channels.

You can change this volume level if desired.

3. Select desired melody

Then press the melody button to select 1 of the 6 melodies. You can set a separate melody per transmitter (push button, motion detector, door/window sensor) by selecting it beforehand.

4. Pair transmitter(s) to the doorbell

A Do not press the connect button for more than 1 second to activate the learning mode. The learning mode will be active for 10 seconds and the LED indicator on the doorbell will flash slowly.

B While the LED indicator is flashing, send an ON signal with a Trust Smart Home transmitter to link it to the doorbell. For example, while the LED indicator is flashing, you can press the push button (ACDB-8000A) to pair it

C As soon as the transmitter has been paired, the wireless doorbell will give 2 short beeps. The transmitter, melody and volume are now linked to the transmitter. The wireless doorbell is now ready for use.

The doorbell can store 32 different transmitters in its memory. If you want to link multiple transmitters, you need to repeat steps 2 to 4 C .

Unpair a Trust Smart Home transmitter

A Press the connect button for 1 second. The learning mode will be active for 10 seconds and the LED indicator on the receiver will flash slowly.

B While the learning mode is active, send an ON signal with the associated channel of the Trust Smart Home transmitter you want to remove.

C To confirm, the wireless doorbell will give 2 short beeps Repeat this procedure to delete multiple transmitters.

Clear Memory

A Press and hold the connect button (approx. 8 seconds) until the LED indicator flashes quickly. The reset mode will be active for 10 seconds and the LED indicator on the receiver will flash quickly.

B While in reset mode, press the learn button again for 1 second to confirm that you want to completely erase the memory.

C To confirm, the wireless doorbell will give 2 short beeps

Safety Instructions

Product support: www.trust.com/71270. Warranty conditions: www.trust.com/warranty

To ensure safe handling of the device, follow the safety advice on: www.trust.com/safety

The Wireless range is strongly dependent on local conditions such as the presence of HR glass and reinforced concrete Never use Trust Smart Home products for life-support systems. This product is not water-resistant. Do not attempt to repair this product. Wire colors may vary per country. Contact an electrician when in doubt about wiring. Never connect lights or equipment that exceed the maximum load of the receiver. Exercise caution when installing a receiver voltage may be present, even when a receiver is switched off. Radio transmission frequency range: 433,92 MHz



Disposal of packaging materials – Dispose of packaging materials which are no longer needed in accordance with applicable local regulations.



Disposal of the device – The adjacent symbol of a crossed-out wheelie bin means that this device is subject to Directive 2012/19/EU.



Disposal of batteries – Used batteries may not be disposed of in household waste. Only dispose of batteries when they are fully discharged. Dispose of batteries according to local regulations.



Trust Electronics Ltd. declares that item number 71270/71270-02 is in compliance with Directive Electromagnetic Compatibility Regulations 2016, Radio Equipment Regulations 2017. The full text of the declaration of conformity is available at the following internet address: www.trust.com/compliance



Trust International B.V. declares that item number 71270/71270-02 is in compliance with Directive 2014/53/EU – 2011/65/EU. The full text of the EU declaration of conformity is available at the following web address: www.trust.com/compliance

Declaration of Conformity

Trust International B.V. declares that this Trust Smart Home-product:

Model: ACDB-8000C PLUG-IN Wireless Doorbell

Item number: 71270/71270-02

Intended use: Indoor

is in compliance with the essential requirements and other relevant provisions of the following directives:

ROHS 2 Directive (2011/65/EU)

RED Directive (2014/53/EU)

The full text of the EU declaration of conformity is available at the following web address:

www.trust.com/compliance

TRUST SMART HOME

LAAN VAN BARCELONA 600

3317DD DORDRECHT

NEDERLAND

www.trust.com

Trust Electronics Ltd.,

Sopwith Dr, Weybridge, KT13 0NT, UK.


All brand names are registered trademarks of their respective owners. Specifications are subject to change without prior notice. Made in China.

TECHNICAL SPECIFICATIONS

Codesystem	Automatic
Memory Adresses	32
Melodies	6
Volume levels	4
Power	230VAC/50Hz
Size	HxBxL: 100 x 59 x 37 mm (excl. Plug)

Trust.
www.trust.com

Documents / Resources

	<p>Trust ACDB-8000C Plug In Wireless Doorbell [pdf] User Manual</p> <p>ACDB-8000C, Plug In Wireless Doorbell, ACDB-8000C Plug In Wireless Doorbell, Wireless Doorbell, Doorbell, 71270</p>
---	--

References

- [Trust.com - Contact & Support - Compliance](#)
- [Trust.com - Home](#)
- [Trust.com - Home](#)
- [Trust.com - Contact & Support - Compliance](#)
- [Trust.com - Contact & Support - Safety information](#)

-  [Trust.com - Contact & Support - Warranty conditions](#)

Manuals+.