



TROTRONICS TT-DL056 Flexible LED Desk Lamp User Guide

[Home](#) » [TROTRONICS](#) » TROTRONICS TT-DL056 Flexible LED Desk Lamp User Guide 

**TROTRONICS TT-DL056 Flexible LED Desk
Lamp User Guide**



MODEL: TT-DL056
TAOTRONICS LED DESK LAMP
User Guide

Thank you for choosing the **TaoTronics TT-DL056 LED Desk Lamp**.
Please read this guide carefully and keep it for future reference.

Contents

- [1 Product Features](#)
- [2 Package Contents](#)
- [3 Specifications](#)
- [4 Product Diagram](#)
- [5 How to Use](#)
- [6 Structural Parts](#)
- [7 Caution](#)
- [8 Troubleshooting Guide](#)
- [9 Warranty](#)
- [10 Documents / Resources](#)
- [11 Related Posts](#)

Product Features

- Metallic lamp body
- Multi-angle rotatable lamp head and arm
- Brightness & color temperature memory function
- Touch panel with LED indicator
- Auto-off timer function
- Brightness & color temperature favorite function
- Night light function
- High efficiency LED light
- 5V/2A USB port

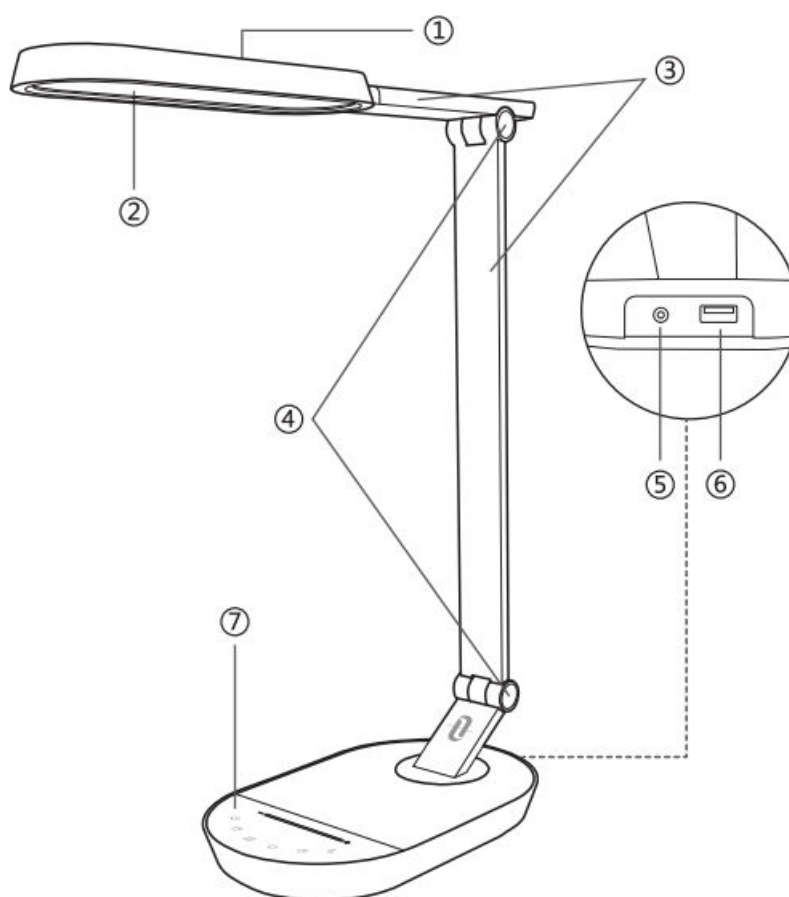
Package Contents

- 1 x TaoTronics LED Desk Lamp (Model: TT-DL056)
- 1 x Power Adapter
- 1 x Cleaning Cloth
- 1 x User Guide

Specifications

Model	TT-DL056
Operation Voltage	DC 12V
USB Output	DC 5V / 2A
Power	12W Max
Color Temperature	2700-3000K, 3000-3500K, 4000-4500K, 5000-5500K,6000-6500K
CRI	>80

Product Diagram

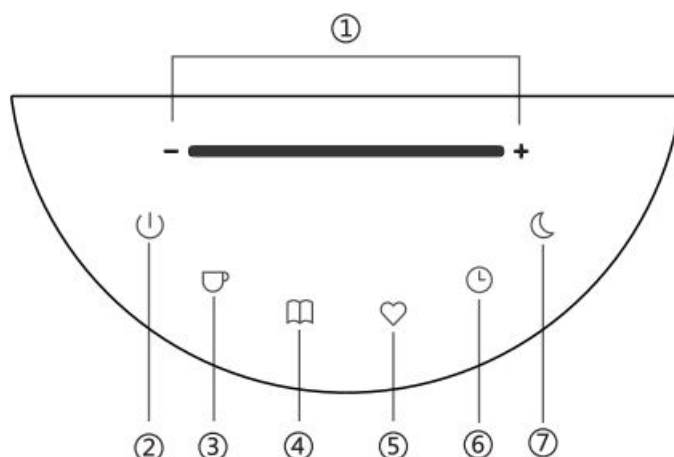


Desk Lamp

- ① Lamp Head
- ② Night Light
- ③ Lamp Arm
- ④ Tension Adjuster
- ⑤ Power Adapter
- ⑥ USB port

⑦ Touch Panel


Touch Panel



- ① Brightness Setting
- ② On / Off
- ③ Color Temperature –
- ④ Color Temperature +
- ⑤ Favorite
- ⑥ Timer
- ⑦ Night Light

How to Use



1. On / Off

The On / Off LED indicator will light up when the lamp is connected with power. Tap the  button to turn on the lamp and the touch panel. Tap again to turn off. The TT-DL056 Desk Lamp includes a brightness and color temperature memory function; it will directly activate the previous settings each time it's turned on.

2. Brightness Adjustment



To adjust the brightness, tap or slide across the Brightness Setting icons from the left (least bright) to the right (most bright).

3. Color Temperature Adjustment


Press the  or  button to go through the 5 levels of color temperature.

The indicator will flash 3 times when it reaches the highest or the lowest setting.

4. Favorite Function





When the lamp is on, tap and hold the  button for 2 seconds. The indicator will flash 3 times and the current color temperature and brightness will be set as your favorite. Each time the lamp is turned on, tap on the  button once to activate your favorite setting. Tap and hold again for 2 seconds to erase and set a new favorite.

5. Timer Function

When the lamp is on, tap the  button and the indicator will slowly flashes 3 times to start timing. The lamp

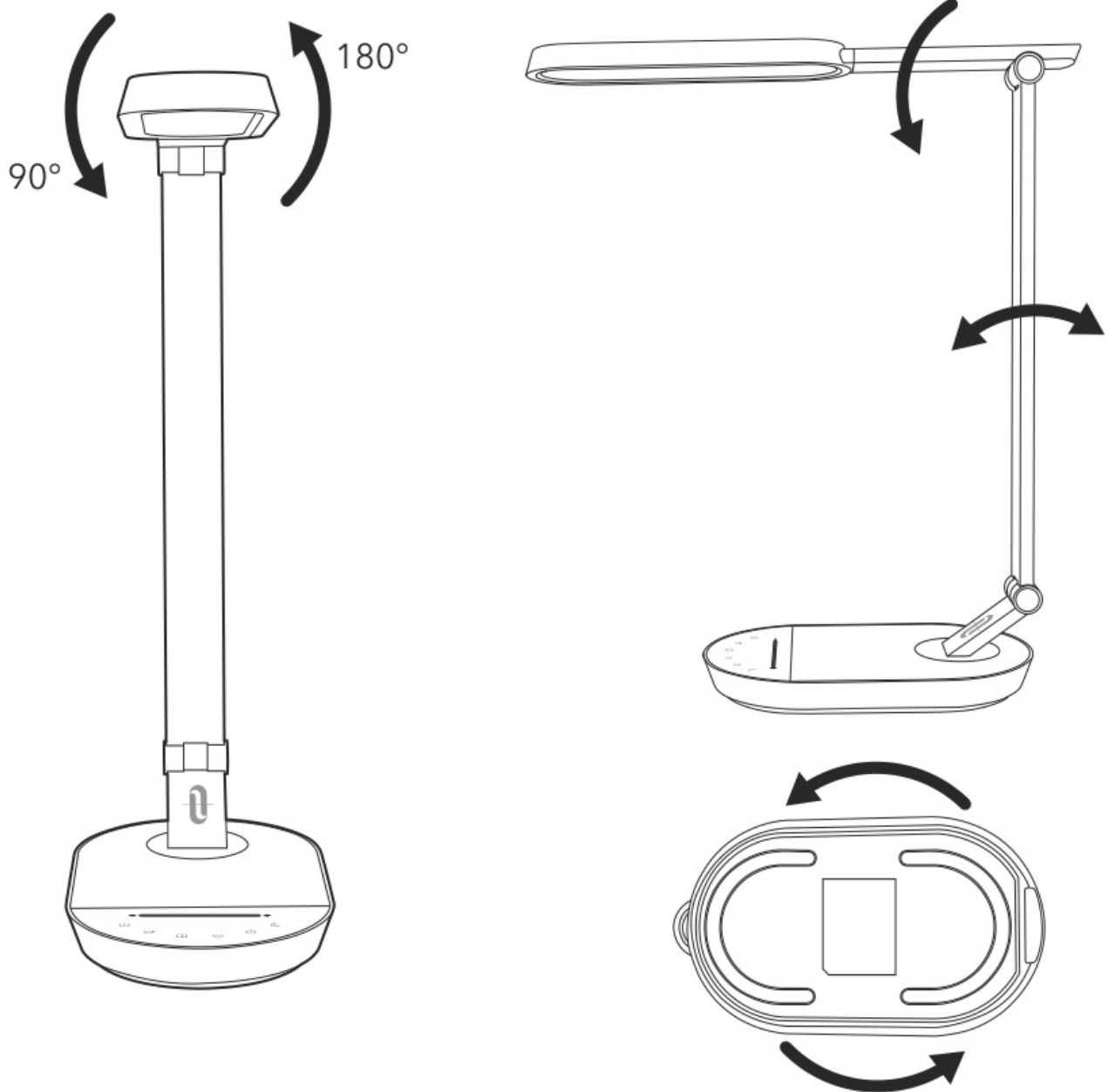
will automatically turn off in 60 minutes. Tap again in timer mode to cancel the timer setting. The LED indicator will flash once.

6. Night Light Function

When the lamp is on, tap the  button until the indicator slowly flashes 3 times to light up the night light. Tap either the  button or the  button to turn off the night light. In Night Light mode, tap the  button to set or cancel the 60 minute timer.

Note: The night light and main lamp will not light up at the same time.

Structural Parts



The lamp head is 90 degrees rotatable to the left and 180 degrees to the right.

The lower lamp arm is 90 degrees rotatable to the left / right on the base.

The lower lamp arm is 90 degrees forward and 15 degrees backward rotatable.

The upper lamp arm is 90 degrees forward rotatable.

Caution

- Use only the supplied AC power adapter.
- Please do not dismantle the product by yourself, always ask professional electricians or authorized technicians for repair.
- If you smell bad odor or anything unusual, please turn off the unit immediately.
- Please do not remove the power plug with wet hands as it may cause electrical shock.
- Keep away from children.
- Do not put this unit near extreme heat sources, moisture, or corrosive substances.
- Regularly clean the lamp.
- Please store in a dry and cool place if not using for a long period of time.

Troubleshooting Guide

Problem	Possible Cause	Solution
The lamp does not light up	No power supply	Correctly plug in the power adapter
	The lamp is not turned on	Refer to the How to Use section
The touch panel is not responsive	Hands are wet	Touch the panel with dry hands
	Voltage fluctuation causing panel failure	Disconnect power to restart the lamp
LED failure	LED component failed	Please contact the TaoTronics Support Team
Bad smell	Power adapter failed	Please contact the TaoTronics Support Team
	Short circuit	Please contact the TaoTronics Support Team

Warranty

TaoTronics products are covered by a 12 month limited warranty from the date of its original purchase. If any problems occur, please contact our support team.

We can only provide after sales service for products that are sold by TaoTronics or TaoTronics authorized retailers and distributors. If you have purchased your unit from a different place, please contact your seller for return and warranty issues.



WEEE Compliance

Correct Disposal of This Product (Waste Electrical & Electronic Equipment)

(Applicable in countries with separate collection systems)

This marking on the product, accessories or literature indicates that the product and its electronic accessories should not be disposed of with other household waste at the end of their working life. To prevent possible harm to the environment or human health from uncontrolled waste disposal, please separate these items from other types of waste and recycle them responsibly to promote the sustainable reuse of material resources.

Household users should contact either the retailer where they purchased this product, or their local government office, for details of where and how they can take these items for environmentally safe recycling. Business users should contact their supplier and check the terms and conditions of the purchase contract. This product and its electronic accessories should not be mixed with other commercial wastes for disposal.

FCC Compliance

This device complies with Part 15 of the FCC Rules. Operation is subject to the following two conditions: (1) this device may not cause harmful interference, and (2) this device must withstand any interference received, including interference that may cause undesired operation.



www.taotronics.com

ASIA PACIFIC

E-mail: support.jp@taotronics.com(JP)

Tel: 03-5542-0238

JP Importer: SUNVALLEY JAPAN

Address: 104-0032

EUROPE

E-mail:

support.uk@taotronics.com(UK)

support.de@taotronics.com(DE)

support.fr@taotronics.com(FR)

support.es@taotronics.com(ES)

support.it@taotronics.com(IT)

EU Importer: ZBT International Trading GmbH

Address:Halstenbeker Weg 98C, 25462 Rellingen, Deutschland

NORTH AMERICA

E-mail : support@taotronics.com(US)

support.ca@taotronics.com(CA)

Tel : 1-888-456-8468 (Monday-Friday: 9:00 – 17:00 PST)

US Distributor: SUNVALLEYTEK INTERNATIONAL INC.

Address:46724 Lakeview Blvd, Fremont, CA 94538

MANUFACTURER


Manufacturer: Shenzhen NearbyExpress Technology Development Co.,Ltd.

Address: 333 Bulong Road, Shenzhen, China, 518129



TT-DL056_V1.0

Documents / Resources

	TROTRONICS TT-DL056 Flexible LED Desk Lamp [pdf] User Guide TT-DL056, Flexible LED Desk Lamp
---	---