

TRONIC®
TRONIC TUSB4 A1
HUB USB



TRONIC TUSB4 A1 HUB USB Instruction Manual

[Home](#) » [TRONIC](#) » TRONIC TUSB4 A1 HUB USB Instruction Manual 

Contents

- 1 TRONIC TUSB4 A1 HUB USB
- 2 Warnings and symbols used
- 3 Introduction
- 4 Scope of delivery
- 5 Parts description
- 6 Technical data
- 7 Before use
- 8 Operation and use
- 9 Troubleshooting
- 10 Storage during non-use
- 11 Cleaning and care
- 12 Disposal
- 13 Warranty and service
- 14 FAQ
- 15 Documents / Resources
 - 15.1 References
- 16 Related Posts

TRONIC®

TRONIC TUSB4 A1 HUB USB



OWIM GmbH & Co. KG

Stiftsbergstraße 1 74167 Neckarsulm GERMANY

Model no.: HG09887A / HG09887B

Version: 09/2024



Warnings and symbols used

The symbols shown are used in the operating instructions, on the packaging and on the unit.



DANGER! This symbol with the signal word "DANGER" indicates a hazard with a high level of risk which, if not avoided, will result in serious injury or death.



WARNING! This symbol with the signal word "WARNING" indicates a hazard with a medium level of risk which, if not avoided, could result in serious injury or death.








CAUTION! This symbol with the signal word "CAUTION" indicates a hazard with a low level of risk which, if not avoided, could result in minor or moderate injury.



ATTENTION! This symbol with the signal word "ATTENTION" indicates a possible property damage.



NOTE: This symbol with the signal word "NOTE" provides additional useful information.

	Direct current / voltage
	This symbol means that the operating instructions must be observed when using the product.
	CE mark indicates conformity with relevant EU directives applicable for this product.
USB-A	This product equips with a USB Type A input and 4 USB Type A output ports.
	USB, short for Universal Serial Bus, is an industry standard that defines the cables, connectors and communications protocols used in a bus for connection, communication, and power supply between computers and electronic devices. It is currently developed by the USB Implementers Forum, Inc.
	Safety Information Instructions for use

Introduction

We congratulate you on the purchase of your new product. You have chosen a high-quality product. The instructions for use are part of the product. They contain important information concerning safety, use and disposal. Before using the product, please familiarise yourself with all of the safety information and instructions for use. Only use the product as described and for the specified applications. If you pass the product on to anyone else, please ensure that you also pass on all the documentation with it.

Intended use

This USB HUB (hereinafter called “product”) is an Information Technology device. This product may only be used privately and not for industrial or commercial purposes. Furthermore, this product may not be used in tropical climates. Any other use is considered improper. Any claims resulting from improper use or due to unauthorized modification of the product will be considered unwarranted. Any such use is at your own risk.

Trademark notice

- USB® is a registered trademark of USB Implementers Forum, Inc.
- The TRONIC trademark and trade name is the property of their respective owners.
- Mac, macOS, Apple and the Apple logo are trademarks of Apple Inc., registered in the U.S. and other countries.

- Any other names and products may be trademarks or registered trademarks of their respective owners.

Scope of delivery

- 1 USB Hub
- 1 Short manual

Safety notices

Before using the product, please familiarize yourself with all of the safety instructions and instructions for use! When passing this product on to others, please also include all the documents!

WARNING! DANGER TO LIFE AND RISK OF ACCIDENT FOR INFANTS AND CHILDREN!

DANGER! Risk of suffocation!

- Never leave children unsupervised with the packaging material. The packaging material poses a suffocation hazard. Children frequently underestimate the dangers. The packaging material is not a toy.
- This appliance can be used by children aged from 8 years and above and persons with reduced physical, sensory or mental capabilities or lack of experience and knowledge if they have been given supervision or instruction concerning use of the appliance in a safe way and understand the hazards involved. Children shall not play with the appliance.
- Cleaning and user maintenance shall not be made by children without supervision.
- The product is not a toy.

CAUTION!

- Do not try to open the product! It has no internal parts requiring maintenance.
- It is necessary to repair the product if they have been damaged in any way, for example, if the housing is damaged, if liquid or objects have penetrated the product or if the product has been exposed to rain or moisture.
- Repair work is also required if the product is not working properly or has been dropped. In such cases, the product should not be used until they have been inspected by authorised service personnel. Only have the product repaired by qualified personnel.

WARNING! Ensure that:

- No direct heat sources (e.g. heating) can affect the product.
- The product is not exposed to bright artificial light. The product should never be submerged in liquid; do not place any vessels filled with liquid, for example, vases or drinks, on or near the product. The product are not used in the immediate vicinity of magnetic fields (e.g. speakers).
- No foreign objects penetrate the product.
- The product are never subjected to excessive shocks and vibrations.
- Connected cables are always laid in such a manner that nobody can step on them or trip over them. There is a risk of injury.

- No objects are placed on a connected cable and cables are not connected over sharp edges because they could be damaged otherwise.
- The product must not be covered during use.

ATTENTION! RISK OF PROPERTY DAMAGE

- This product does not contain any parts which can be serviced by the user.
- Keep the product away from moisture, dripping and splash water!
- Do not place burning candles or other open fire on or next to the product.
- Check the product before every use! Discontinue use if any damage to the product or the charging cable is detected!
- If you notice smoke or unusual noise or odour, switch the product off immediately and remove the USB plug.
- Sudden temperature changes may cause condensation inside the product. In this case, allow the product to acclimate for some time before using it again to prevent short circuits!
- Do not operate the product near heat sources, e.g. radiators or other devices emitting heat!
- Do not throw the product into fire and do not expose to high temperatures.

Parts description

1. USB Hub
2. USB Type A input
3. Power indicator
4. USB Type A outputs

Technical data

USB Specification:	USB 3.0 (Backwards compatible with USB 2.0 and 1.1)
Data Transfer rate:	Up to 5Gbps
USB Type A Input voltage / current:	5 V \pm 5 %, max. 900 mA
USB Type A output voltage:	5 V \pm 5 %
USB Type A output current:	Total max. 900 mA
Dimensions:	Approx. 105 x 32 x 13.6 mm
USB input cable length:	Approx. 30 cm
Weight:	Approx. 46 g
Operating temperature:	5 – 35 °C
Storage temperature:	0 – 45 °C
Humidity (no condensation):	0 – 70 %
System Requirement:	Windows 8 or above macOS X v10.2 or above

The specification and design may be changed without notification.

Before use

Note: All parts have to be unpacked and the packaging material has to be removed completely. Before use, verify the package contents are complete and undamaged!

If functional, missing parts or other defects occur, please contact the service department listed either by telephone or by e-mail.

Operation and use

- Switch your computer ON and wait until the operating system (OS) has booted up.
- Connect the USB Type A input [2] to a free USB Type A port on your computer. The power indicator [3] will light blue. The required drivers are installed automatically upon connection.
- You will now be able to connect devices with Type A USB connector to the USB Type A output ports [4] for access to USB 3.0 connections with delivery speeds of up to 5Gbps.

Note:

1. In order to achieve maximum performance of the USB hub [1], your computer system, peripherals, and cables must all support USB 3.0.
2. For maximum performance, connected devices should not exceed a combined max current of 900 mA, otherwise connections may become unstable or disconnect entirely.
3. The USB hub [1] will sync but not charge tablets and other devices which require a higher power input.

CAUTION!

- Make sure the data transfer is complete before removing the USB flash drive. Otherwise, a data loss cannot be excluded.
- For some USB peripherals that need to install a driver before use, you will receive the driver with the purchase of the appliance or from the appliance manufacturer.
- There may be data transmission problems if the USB hub is connected to an external hard drive. We suggest that you connect your external hard drive directly to a computer instead of the USB hub.

Troubleshooting

● = **Problem**

⦿ = Cause

○ = Solution

● = The product is not detected by your PC.

⦿ = It may be that the product is not connected properly.

○ = Check that it is connected to your PC properly.

⦿ = The product may not be compatible with your PC or mobile device.

○ = Check whether your computer or mobile device match the system requirements as stated in "System Requirements" in the "Technical Specifications" of this user manual.

Storage during non-use

- Store the product in a dry dust-free location, protected from direct sunlight.

Cleaning and care

- Switch off the product before cleaning and remove all plugs!
- No acid, chafing or solvent cleaning agents should be used or the product can be damaged.

- Only clean the outside of the product using a soft, dry cloth!
- At persistent soiling, a mild cleaning agent can be used.
- Only use a clean, dry cloth for cleaning the product and never use any corrosive liquids. Use a slightly moistened cloth and a mild cleaning agent to remove stubborn dirt.

Disposal

Packaging:

The packaging is made of environmentally friendly materials, which you be disposed through your local recycling facilities.



- Observe the marking of the packaging materials for waste separation, which are marked with abbreviations (a) and numbers (b) with following meaning: 1–7: plastics/20–22: paper and fibreboard/80–98: composite materials.

Product



- Contact your local refuse disposal authority for more details of how to dispose of your worn-out product.



- The adjacent symbol of a crossed-out dustbin on wheels indicates this product is subject to directive 2012/19/EU. This directive states at the end of the life this product must not be disposed of through regular household refuse but must be returned to special collection sites, recycling depots or waste management companies.

This disposal is free of charge to you.

Protect the environment and dispose of properly.

The product incl. accessories and packaging materials are recyclable and are subject to extended producer responsibility. Dispose them separately, following the illustrated Info-tri (sorting information), for better waste treatment. The Triman logo is valid in France only.

Warranty and service

Warranty

- The product has been manufactured to strict quality guidelines and meticulously examined before delivery. In the event of material or manufacturing defects you have legal rights against the retailer of this product. Your legal rights are not limited in any way by our warranty detailed below.
- The warranty for this product is 3 years from the date of purchase. The warranty period begins on the date of purchase. Keep the original sales receipt in a safe location as this document is required as proof of purchase.
- Any damage or defects already present at the time of purchase must be reported without delay after unpacking the product.
- Should the product show any fault in materials or manufacture within 3 years from the date of purchase, we will

repair or replace it – at our choice – free of charge to you. The warranty period is not extended as a result of a claim being granted. This also applies to replaced and repaired parts.

- This warranty becomes void if the product has been damaged, or used or maintained improperly.
- The warranty covers material or manufacturing defects. This warranty does not cover product parts subject to normal wear and tear, thus considered consumables (e.g. batteries, rechargeable batteries, tubes, cartridges), nor damage to fragile parts, e.g. switches or glass parts.

Warranty claim procedure

- To ensure quick processing of your claim, observe the following instructions:
- Make sure to have the original sales receipt and the item number (IAN 466486_2404) available as proof of purchase.
- You can find the item number on the rating plate, an engraving on the product, on the front page of the instruction manual (bottom left), or as a sticker on the rear or bottom of the product.
- If functional or other defects occur, contact the service department listed below either by telephone or by e-mail.
- Once the product has been recorded as defective you can return it free of charge to the service address that will be provided to you. Ensure to enclose the proof of purchase (sales receipt) and a short, written description outlining the details of the defect and when it occurred.
- Once the product has been recorded as defective you can return it free of charge to the service address that will be provided to you. Ensure to enclose the proof of purchase (sales receipt) and a short, written description outlining the details of the defect and when it occurred.

Service

Service Great Britain

Tel.: 08000569216

E-Mail: owim@lidl.co.uk

Service Ireland

Tel.: 1800 200736

E-Mail: owim@lidl.ie

FAQ

Q: What should I do if the product malfunctions?

A: If any issues or defects arise during use, please contact our customer service department via phone or email for assistance.

Q: How do I ensure proper installation of the USB hub drivers?

A: The required drivers for the USB hub will be automatically installed upon connecting it to your computer. Ensure a stable connection for successful installation.

Documents / Resources



OWIM GmbH & Co. KG
Löhningerstraße 1
74157 Neudorf
GERMANY
Model no.: HCD0987A / HCD0987B
Version: 00/2014

IAN 466486_2404



TRONIC TUSB4 A1 HUB USB [pdf] Instruction Manual

TUSB4 A1, IAN 466486_2404, TUSB4 A1 Hub Usb, TUSB4 A1, Hub Usb

References

- [User Manual](#)

Manuals+. [Privacy Policy](#)

This website is an independent publication and is neither affiliated with nor endorsed by any of the trademark owners. The "Bluetooth®" word mark and logos are registered trademarks owned by Bluetooth SIG, Inc. The "Wi-Fi®" word mark and logos are registered trademarks owned by the Wi-Fi Alliance. Any use of these marks on this website does not imply any affiliation with or endorsement.