



Contents

- [1 TRONIC HG11801C Data Transfer Cable](#)
- [2 Product Information](#)
- [3 Introduction](#)
- [4 Intended use](#)
- [5 Scope of delivery](#)
- [6 Safety notices](#)
- [7 Technical data](#)
- [8 Operation and use](#)
- [9 Cleaning and care](#)
- [10 Troubleshooting](#)
- [11 Disposal](#)
- [12 Warranty](#)
- [13 FAQ](#)
- [14 Documents / Resources](#)
 - [14.1 References](#)
- [15 Related Posts](#)

TRONIC®

TRONIC HG11801C Data Transfer Cable



Product Information

Specifications

USB Type C to USB Type C cable:

- Length: 1 meter
- Maximum current: 3 A (USB 2.0)

CHARGING & DATA TRANSFER CABLE

Introduction



We congratulate you on the purchase of your new product. You have chosen a high quality product. The instructions for use are part of the product. They contain important information concerning safety, use and disposal. Before using the product, please familiarise yourself with all of the safety information and instructions for use. Only use the product as described and for the specified applications. If you pass the product on to anyone else, please ensure that you also pass on all the documentation with it.

Intended use

This cable is an information electronics device. This cable is intended for charging mobile devices and can also be used for data transfer from a mobile device to a computer or to another mobile device.
Any other use or use beyond the specifications is considered to be improper use. This cable is not intended for use in commercial or industrial environments. The manufacturer accepts no responsibility for damage caused by failure to observe these instructions, improper use or repairs, unauthorised modifications or the use of unapproved replacement parts. The risk is borne solely by the user.

Scope of delivery

- 1 x USB cable with Velcro tape
- 1 x Short manual

Warnings and symbols used	
The following symbols and warnings are used in the operating instructions, on the packaging and on the product :	
	DANGER! This symbol with the signal word “DANGER“ indicates a hazard with a high level of risk which, if not avoided, will result in serious injury or death.
CE	CE mark indicates conformity with relevant EU directives applicable for this product.
	Safety Information Instructions for use

Safety notices

DANGER! RISK OF SUFFOCATION!

Never leave children unattended with the packaging material. The packaging material represents a danger of suffocation. Children frequently underestimate the dangers.

This appliance can be used by children aged from 8 years and above and persons with reduced physical, sensory or mental capabilities or lack of experience and knowledge if they have been given supervision or instruction concerning use of the appliance in a safe way and understand the hazards involved. Children shall not play with the appliance. Cleaning and user maintenance shall not be made by children without supervision.

The packaging material is not a toy.

DANGER! RISK OF SUFFOCATION! In the content of delivery, there are small parts that can be swallowed, choking hazard and NOT for children.

Technical data

- USB Type C to USB Type C cable: Length 1 m,
- Max current 3 A (USB 2.0)

Operation and use

- Connect one plug of the USB type C cable into devices USB type C slot as input (eg. adapter, PC).
- Connect the other plug of the USB type C cable into devices USB type C slot as output (eg. Phone, power bank).
- Disconnect each plug after charging or data transferring has finished.

Cleaning and care

- This product has no internal parts requiring maintenance.
- Moisture entering the product may result in damage.
- Ensure no moisture enters the product during cleaning to prevent damage.
- Do not use abrasive, solvent-based or aggressive cleaners. These can damage the surface of the product.
- Only clean the product with a slightly damp cloth and mild washing-up liquid.

Troubleshooting

What should I do if the cable cannot charge power from adapter or devices to phone or devices?

Check the connection between the adapter or devices and phone or devices are secure.

Make sure all the device's charging ports are working properly.

What should I do if the cable cannot transfer data between PC and phone?

Check the connection between the PC and phone are secure.

Check to see if both the PC and phone support data transferring.

Storage when not in use

Store the product in a dry environment, protected from dust and direct sunlight.

Disposal


Packaging

The packaging is made of environmentally friendly materials, which you be disposed through your local recycling facilities.




Observe the marking of the packaging materials for waste separation, which are marked with abbreviations (a) and numbers (b) with following meaning: 1–7: plastics/20–22: paper and fibreboard/80–98: composite materials.

Product



Contact your local refuse disposal authority for more details of how to dispose of your worn-out product.



The adjacent symbol of a crossed out dustbin on wheels indicates this product is subject to directive 2012/19/EU. This directive states at the end of the life this product must not be disposed of through regular household refuse but must be returned to special collection sites, recycling depots or waste management companies.

This disposal is free of charge to you.

Protect the environment and dispose of properly.



The product incl. accessories, manual and packaging materials are recyclable and are subject to extended producer responsibility.

Dispose them separately, following the illustrated Info-tri (sorting information), for better waste treatment.

The Triman logo is valid in France only.

Warranty

- The product has been manufactured to strict quality guidelines and meticulously examined before delivery. In the event of material or manufacturing defects you have legal rights against the retailer of this product. Your legal rights are not limited in any way by our warranty detailed below.
- The warranty for this product is 3 years from the date of purchase. The warranty period begins on the date of purchase. Keep the original sales receipt in a safe location as this document is required as proof of purchase.

- Any damage or defects already present at the time of purchase must be reported without delay after unpacking the product.
- Should the product show any fault in materials or manufacture within 3 years from the date of purchase, we will repair or replace it – at our choice – free of charge to you. The warranty period is not extended as a result of a claim being granted. This also applies to replaced and repaired parts.
- This warranty becomes void if the product has been damaged, or used or maintained improperly.
- The warranty covers material or manufacturing defects. This warranty does not cover product parts subject to normal wear and tear, thus considered consumables (e.g. batteries, rechargeable batteries, tubes, cartridges), nor damage to fragile parts, e.g. switches or glass parts.

Warranty claim procedure

- To ensure quick processing of your claim, observe the following instructions:
- Make sure to have the original sales receipt and the item number (IAN 456462_2401) available as proof of purchase.
- You can find the item number on the rating plate, an engraving on the product, on the front page of the instruction manual (bottom left), or as a sticker on the rear or bottom of the product.
- If functional or other defects occur, contact the service department listed below either by telephone or by e-mail.
- Once the product has been recorded as defective you can return it free of charge to the service address that will be provided to you. Ensure to enclose the proof of purchase (sales receipt) and a short, written description outlining the details of the defect and when it occurred.

Service

Service Great Britain

Tel.: 08000569216

E-Mail: owim@lidl.co.uk

Service Ireland

Tel.: 1800 200736

E-Mail: owim@lidl.ie

Trademark notices

USB® is a registered trademark of USB Implementers Forum, Inc.

Any other names and products are trademarks or registered trademarks of their respective owners.



PDF ONLINE www.lidl-service.com

IAN 456462_2401

OWIM GmbH & Co. KG
Stiftsbergstraße 1
74167 Neckarsulm

GERMANY

Model No.: HG11801C,
HG11801D

Version: 06/2024

FAQ

What should I do if the cable cannot charge power from adapter or devices to phone or devices?

If the cable cannot charge power, please follow the troubleshooting steps provided above. If the issue persists, contact customer service for further assistance.

Documents / Resources



[TRONIC HG11801C Data Transfer Cable](#) [[pdf](#)] Instruction Manual
HG11801C Data Transfer Cable, HG11801C, Data Transfer Cable, Transfer Cable, Cable

References

- [User Manual](#)

[Manuals+.](#) [Privacy Policy](#) | [@manuals.plus](#) | [YouTube](#)

This website is an independent publication and is neither affiliated with nor endorsed by any of the trademark owners. The "Bluetooth®" word mark and logos are registered trademarks owned by Bluetooth SIG, Inc. The "Wi-Fi®" word mark and logos are registered trademarks owned by the Wi-Fi Alliance. Any use of these marks on this website does not imply any affiliation with or endorsement.