

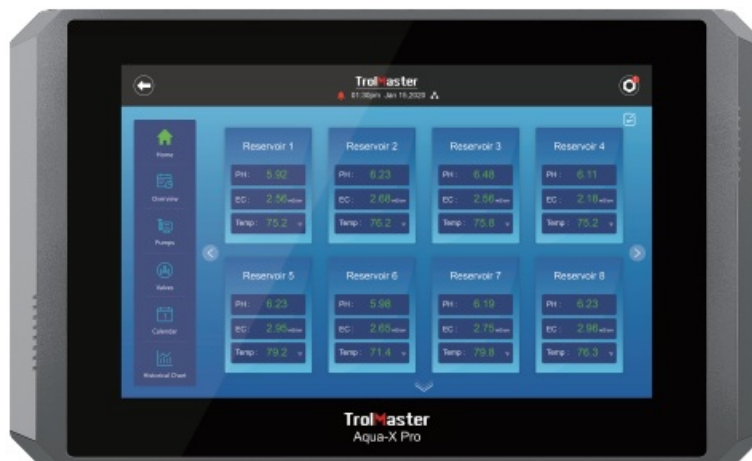
# TrolMaster NFS-2 Aqua-X Pro Controller User Manual

**TrolMaster**

## Contents

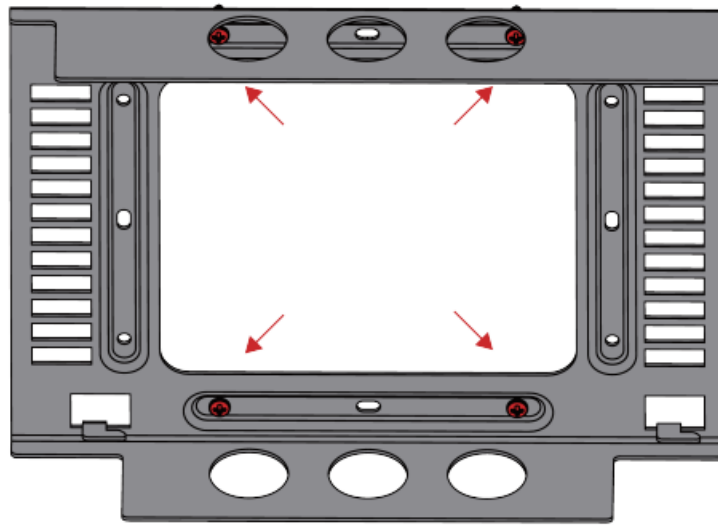
- 1 Aqua-X Pro Controller (NFS-2) User Manual
  - 1.1 OPERATION INSTRUCTIONS
  - 1.2 SPECIFICATIONS
  - 1.3 GENERAL INFORMATION
  - 1.4 REGISTRATION
  - 1.5 WARNING
  - 1.6 ENVIRONMENTAL AND DISPOSAL CONCERNS
- 2 Documents / Resources
  - 2.1 References
- 3 Related Posts

## Aqua-X Pro Controller (NFS-2) User Manual

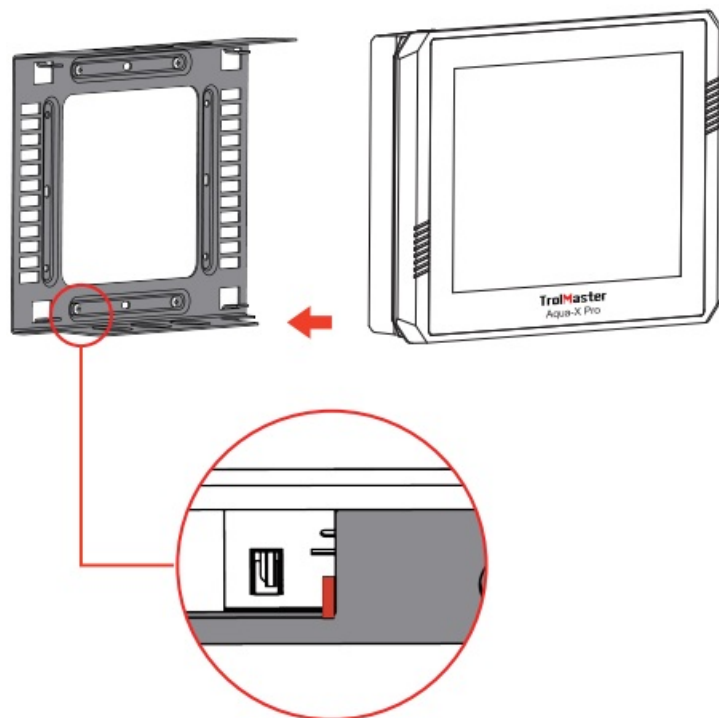


## OPERATION INSTRUCTIONS

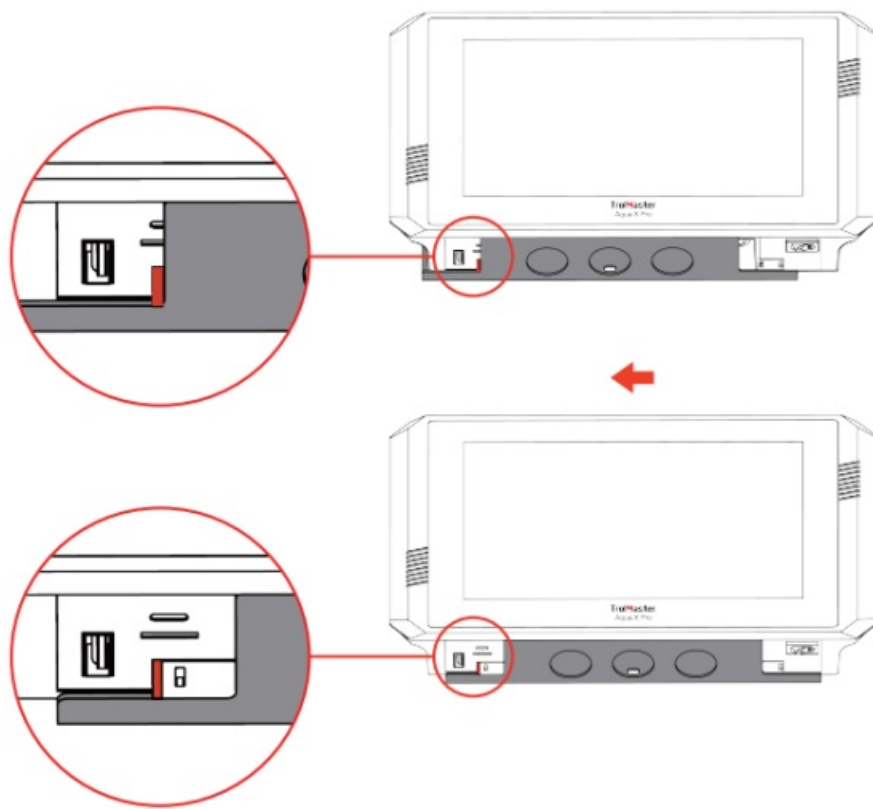
1. Secure the mounting plate to the wall using 4 screws.



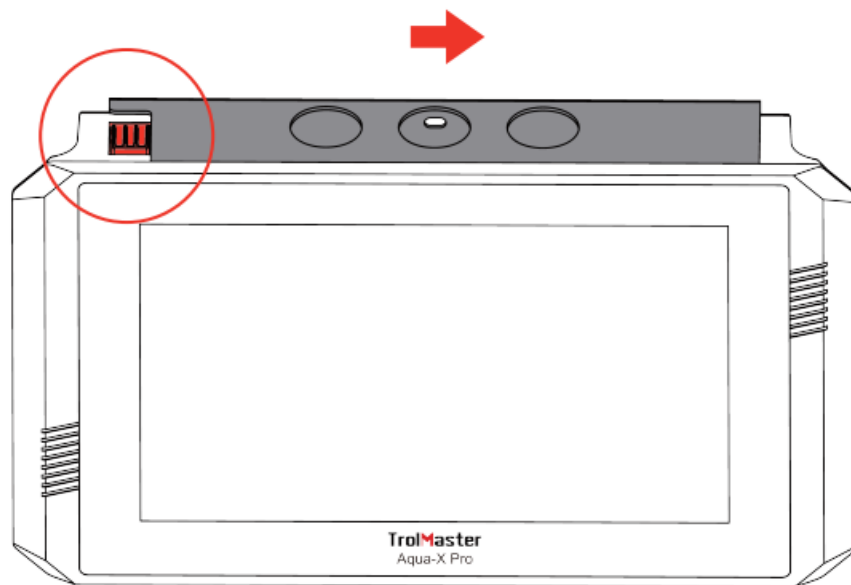
2. Place the controller onto the mounting plate capture hooks.



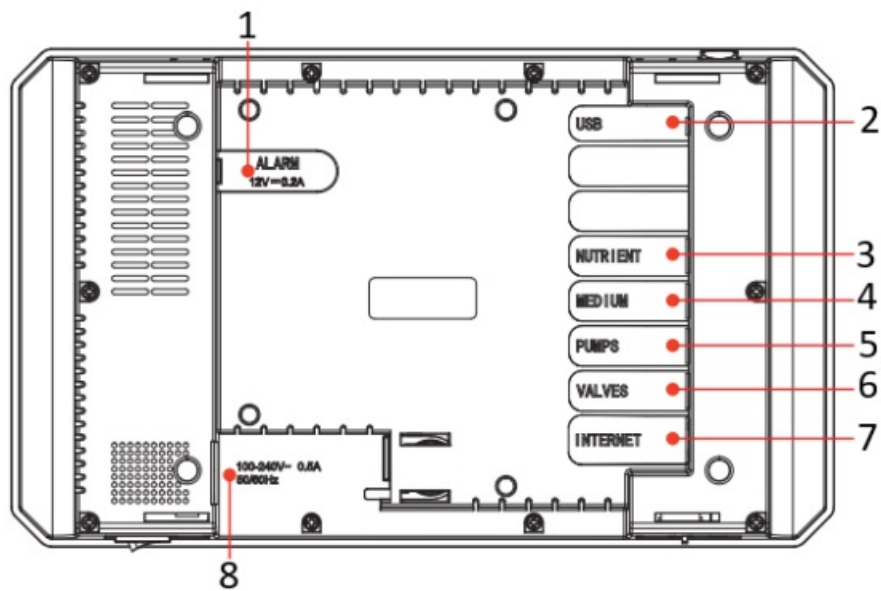
3. Slide the controller from right to left until it "locks" into place.



4. To release the controller, press on the lock and slide the controller to the right.



5. Connect power cord, sensors, device stations and internet cable to each ports accordingly.



1. Alarm
2. USB
3. NUTRIENT
4. MEDIUM
5. PUMPS
6. VALVES
7. INTERNET
8. AC IN



1. Beep
2. USB 1
3. Micro SD
4. Power Switch

6. Scan the QR code below to view the online tutorial video.



## SPECIFICATIONS

Input Voltage	100-240VAC, 50/60Hz, 0.5A
Certifications	ETL/FCC
Degree of Ingress Protection	IP20
Max Output Voltage/Current	1000 meters
Nutrient Sensors (AMP-3,DFM-1,WD-1)	Max 50 pec
Medium Sensors (WCS-2)	Max 50 pec
PUMPS (OA6-24, OA6-110, DSP-1, DSD-1, DSE-1, OM-8)	Max 50 pec
VALVES (OA6-24, OA6-110, DSP-1, DSD-1, DSE-1, OM-8)	Max 50 pec
pH Range	0-14
EC Range	0-5mS/cm
Flow Range	0-60mL/min
Moist Range	0-100%
Temperature Range	40-100°F
Working Environments	Temperature 32-122°F
	Humidity≤90%

## GENERAL INFORMATION

## WARRANTY

TrolMaster only uses high quality components Under normal. operating conditions, the mechanical and electronic components are covered by a three-year warranty from the original date of purchase. For service, return the NFS-2 Aqua-X Pro Irrigation Controller System. System in the original packaging to your shop with the original sales receipt.

Components that are excluded from warranty are components that have failed due to abnormal usage.

In the case of defects of the NFS-2 Aqua-X Pro Irrigation Controller System, the controller will either be replaced or repaired using new or reconditioned products or parts. If the Controller will be replaced this limited warranty shall apply to the replacement product for the remaining initial warranty period, i.e. (three) 3 years from the date of purchase of the original product.

## RETURNS


All returns need to be done in the original packaging in order to avoid damages of the product during transport. Defective products need to be returned to factory or service shop for repair. Non-professionals DO NOT open the cabinet to prevent electric shock or damage to the equipment.

## REGISTRATION

TrolMaster Agro Instruments Co., Ltd. will occasionally release updated firmware for the NFS-2 Aqua-X Pro Irrigation Controller System.

By registering your NFS-2 Aqua-X Pro Irrigation Controller System on our website [www.trolmaster.com](http://www.trolmaster.com) we can notify you when an update is available.

We will not sell, rent or share your personal information.



**WARNING**

**DO NOT** allow the NFS-2 Aqua-X Pro Irrigation Controller System to be exposed to water or excessive heat.

**DO NOT** open or attempt to repair or disassemble the controller, as there are no user-serviceable parts inside.

Opening the controller will void the warranty.

If the surface of NFS-2 Aqua-X Pro Irrigation Controller System is dirty, wipe it with a dry towel. NFS-2 Aqua-X Pro Irrigation Controller System operates under natural ventilation conditions.

Where the mains plug or an appliance coupler is used as the disconnect device, the disconnect device shall remain readily operable.

**ENVIRONMENTAL AND DISPOSAL CONCERNS**

**THIS PRODUCT CONTAINS A BATTERY AND OTHER COMPONENTS WHICH MUST BE DISPOSED OF PROPERLY.**



This symbol displayed on a product, its accessories, or its packaging indicates that this product may not be discarded as household waste. Dispose of the equipment through a recycling center that handles electronics and electrical appliances. By disposing of the equipment in the proper and lawful way you will be helping to prevent possible damage to the environment and risk to public health.

For any issues or concerns with our products, DO NOT return them to the store. Please contact our tech support department at [support@trolmaster.com](mailto:support@trolmaster.com) or call [877-420-9876](tel:877-420-9876).

June 2024    ©2024 TrolMaster™ All rights reserved.

**Documents / Resources**

	<p><a href="#">TrolMaster NFS-2 Aqua-X Pro Controller</a> [pdf] User Manual NFS-2, V4, NFS-2 Aqua-X Pro Controller, Aqua-X Pro Controller, Controller</p>
--	---

## References

- [!\[\]\(6841ca9b0e023296428e7c9e683b9367\_img.jpg\) trollmaster.com](https://trollmaster.com)
- [User Manual](#)

[Manuals+](#), [Privacy Policy](#)

This website is an independent publication and is neither affiliated with nor endorsed by any of the trademark owners. The "Bluetooth®" word mark and logos are registered trademarks owned by Bluetooth SIG, Inc. The "Wi-Fi®" word mark and logos are registered trademarks owned by the Wi-Fi Alliance. Any use of these marks on this website does not imply any affiliation with or endorsement.