



TRIPP-LITE U209-005-DB25 USB to Serial Adapter Owner's Manual

[Home](#) » [Tripp Lite](#) » TRIPP-LITE U209-005-DB25 USB to Serial Adapter Owner's Manual 

Contents

- [1 TRIPP-LITE U209-005-DB25 USB to Serial Adapter](#)
- [2 Package Contents](#)
- [3 Features](#)
- [4 System Requirements](#)
- [5 Installation](#)
- [6 Pinout](#)
- [7 Warranty and Product Registration](#)
- [8 Regulatory Compliance](#)
- [9 Documents / Resources](#)
 - [9.1 References](#)
- [10 Related Posts](#)



TRIPP-LITE U209-005-DB25 USB to Serial Adapter



Package Contents

- U209-005-DB25 to Serial Adapter
- DB9 to DB25 Adapter
- Owner's Manual

Features

- Supports data transfer rates up to 250 Kbps
- External power not required
- Supports remote wake up and power management
- Premium double-shielded cable eliminates cross-talk and reduces EMI/RFI interference

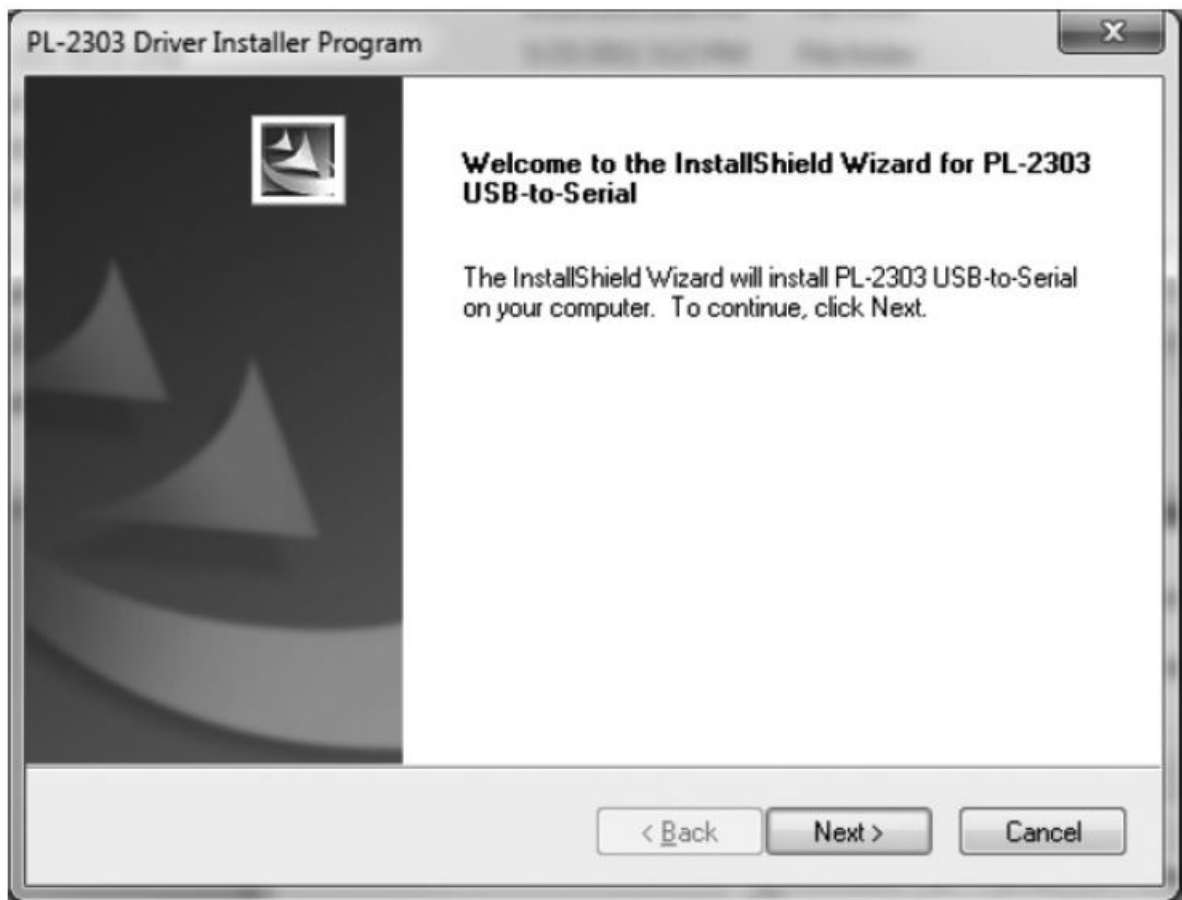
System Requirements

- Computer with an available USB port
- Compatible with Windows®, Mac® and Linux operating systems
- Compatible with Android™ devices (tablets/phones) with USB Host Mode (OTG) support and Android OS version 3.2 and above (see the Android compatibility list file on Tripp Lite's website at tripplite.com)
- Android-powered devices will require a USB Host Mode (OTG) cable such as Tripp Lite's U052-06N to connect to the U209-005-DB25

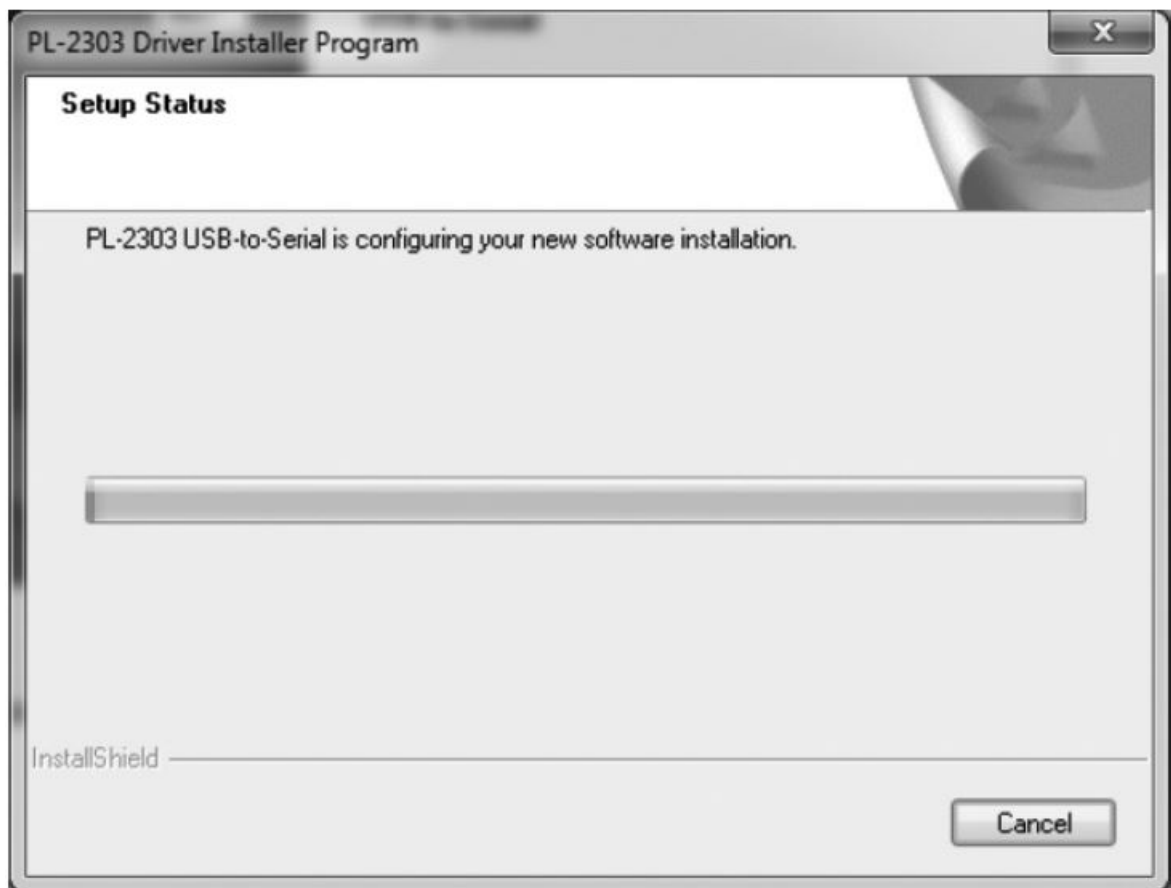
Installation

Note: The following instructions show how to install the driver on a Windows 7 computer. The installation steps will be similar for other Windows operating systems. For non-Windows operating systems, reference the installation files on Tripp Lite's website at tripplite.com. Compatible Android devices do not require a driver for use with the U209-005-DB25, but do require that a terminal server application be downloaded. The Prolific PL2303GS USB-UART app is recommended and can be found in the Google Play Store.

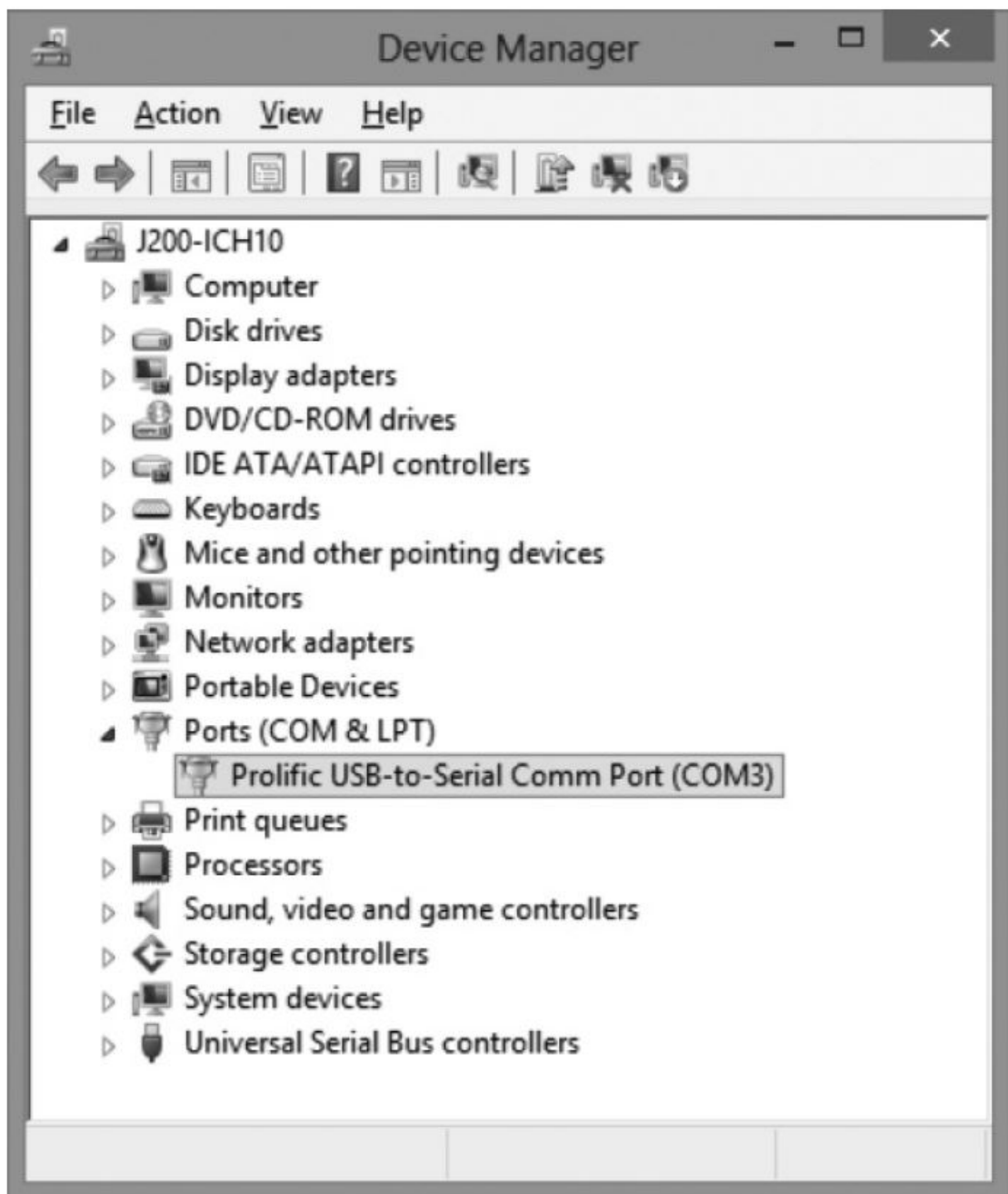
1. Without connecting the U209-005-DB25, power on your computer. Drivers for the cable can be downloaded from tripplite.com/support.
2. When the driver installer program launches, click the Next button to start the installation.



3. The driver installation begins. A progress bar tracks where you are in the installation process.



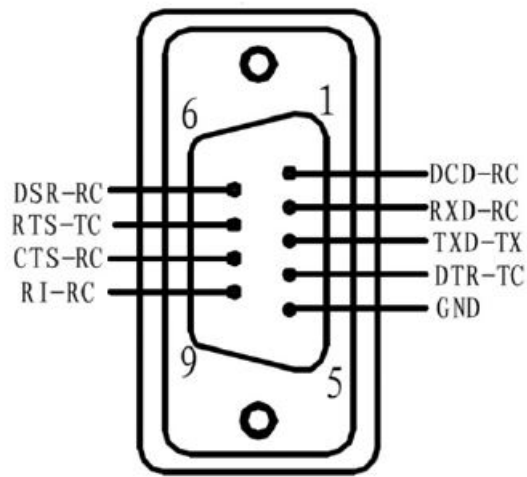
4. Once the installation process is complete, click the Finish button to close out of the program.



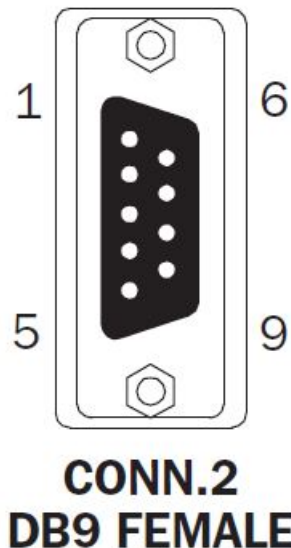
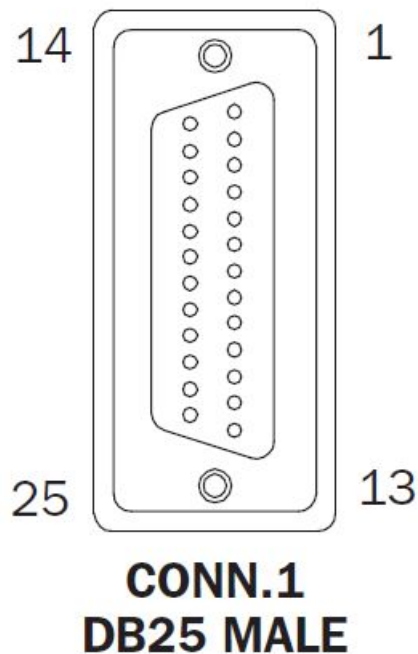
5. (Optional) Connect the DB9 to DB25 adapter to the U209-005-DB25's DB9 port.
6. Connect the U209-005-DB25 to an available USB port on your computer. Windows will detect the adapter and assign it a COM port upon completing the installation.
7. To verify that your adapter has been successfully installed, navigate to your computer's Control Panel and open the Device Manager screen. The adapter will appear in the Ports section, with its assigned COM port next to it.

Pinout

RS-232 DB9 Pinout



DB9/DB25 Adapter Pinout



Pin Assignment

Conn.1	Conn.2
8	1
3	2
2	3
20	4
7	5
6	6
4	7
5	8
22	9

Warranty and Product Registration

3-Year Limited Warranty

TRIPP LITE warrants its products to be free from defects in materials and workmanship for a period of three (3) years from the date of initial purchase. TRIPP LITE's obligation under this warranty is limited to repairing or replacing (at its sole option) any such defective products. To obtain service under this warranty, you must obtain a Returned Material Authorization (RMA) number from TRIPP LITE or an authorized TRIPP LITE service center. Products must be returned to TRIPP LITE or an authorized TRIPP LITE service center with transportation charges prepaid and must be accompanied by a brief description of the problem encountered and proof of date and place of purchase. This warranty does not apply to equipment, which has been damaged by accident, negligence or misapplication or has been altered or modified in any way. EXCEPT AS PROVIDED HEREIN, TRIPP LITE MAKES NO WARRANTIES, EXPRESS OR IMPLIED, INCLUDING WARRANTIES OF MERCHANTABILITY AND FITNESS FOR A PARTICULAR PURPOSE. Some states do not permit limitation or exclusion of implied warranties; therefore, the aforesaid limitation(s) or exclusion(s) may not apply to the purchaser. EXCEPT AS PROVIDED ABOVE, IN NO EVENT WILL TRIPP LITE BE LIABLE FOR DIRECT, INDIRECT, SPECIAL, INCIDENTAL OR CONSEQUENTIAL DAMAGES ARISING OUT OF THE USE OF THIS PRODUCT, EVEN IF ADVISED OF THE POSSIBILITY OF SUCH DAMAGE. Specifically, TRIPP LITE is not liable for any costs, such as lost profits or revenue, loss of equipment, loss of use of equipment, loss of software, loss of data, costs of substitutes, claims by third parties, or otherwise. Use of this equipment in life support applications where failure of this equipment can reasonably be expected to cause the failure of the life support equipment or to significantly affect its safety or effectiveness is not recommended. Do not use this equipment in the presence of a flammable

anesthetic mixture with air, oxygen or nitrous oxide.

PRODUCT REGISTRATION

Visit tripplite.com/warranty today to register your new Tripp Lite product. You'll be automatically entered into a drawing for a chance to win a FREE Tripp Lite product!* No purchase is necessary. Void where prohibited. Some restrictions apply. See the website for details. Tripp Lite follows a policy of continuous improvement. Product specifications are subject to change without notice.

FCC Notice, Class B

This device complies with part 15 of the FCC Rules. Operation is subject to the following two conditions: (1) This device may not cause harmful interference, and (2) this device must accept any interference received, including interference that may cause undesired operation.

Note: This equipment has been tested and found to comply with the limits for a Class B digital device, pursuant to part 15 of the FCC Rules. These limits are designed to provide reasonable protection against harmful interference in a residential installation. This equipment generates, uses and can radiate radio frequency energy and, if not installed and used in accordance with the instructions, may cause harmful interference to radio communications. However, there is no guarantee that interference will not occur in a particular installation.

Regulatory Compliance

If this equipment does cause harmful interference to radio or television reception, which can be determined by turning the equipment off and on, the user is encouraged to try to correct the interference by one or more of the following measures:

- Reorient or relocate the receiving antenna.
- Increase the separation between the equipment and receiver.
- Connect the equipment into an outlet on a circuit different from that to which the receiver is connected.
- Consult the dealer or an experienced radio/TV technician for help.

Any changes or modifications to this equipment not expressly approved by Tripp Lite could void the user's authority to operate this equipment.

WEEE Compliance Information for Tripp Lite Customers and Recyclers (European Union)


Under the Waste Electrical and Electronic Equipment (WEEE) Directive and implementing regulations, when customers buy new electrical and electronic equipment from Tripp Lite they are entitled to:

- Send old equipment for recycling on a one-for-one, like-for-like basis (this varies depending on the country)
- Send the new equipment back for recycling when this ultimately becomes waste

Tripp Lite has a policy of continuous improvement. Specifications are subject to change without notice. Photos and illustrations may differ slightly from actual products. 1111 W. 35th Street, Chicago, IL 60609 USA

tripplite.com/support

Documents / Resources

	<p>TRIPP-LITE U209-005-DB25 USB to Serial Adapter [pdf] Owner's Manual U209-005-DB25, USB to Serial Adapter, U209-005-DB25 USB to Serial Adapter</p>
---	--

References

- [Eaton - Power and Connectivity Solutions](#)
- [Help Center | Eaton](#)
- [Product Registration | Eaton](#)

Manuals+.