



TRIPP LITE SRPDU4PHDBRKT SmartRack Vertical PDU Installation Bracket for Server Racks User Manual


[Home](#) » [Tripp Lite](#) » TRIPP LITE SRPDU4PHDBRKT SmartRack Vertical PDU Installation Bracket for Server Racks User Manual 

Contents

- [1 TRIPP LITE SRPDU4PHDBRKT SmartRack Vertical PDU Installation Bracket for Server Racks](#)
- [2 Product Information](#)
- [3 Product Features](#)
- [4 Product Specifications](#)
- [5 Product Usage Instructions](#)
- [6 Package Includes](#)
- [7 Features](#)
- [8 Specifications](#)
- [9 WARRANTY & SUPPORT](#)
- [10 CONTACT](#)
- [11 Documents / Resources](#)
 - [11.1 References](#)
- [12 Related Posts](#)



TRIPP LITE SRPDU4PHDBRKT SmartRack Vertical PDU Installation Bracket for Server Racks



Product Information

SmartRack Vertical PDU Installation Bracket for Server Racks

The SmartRack Vertical PDU Installation Bracket for Server Racks is a mounting accessory designed to support the installation of up to three vertical PDUs or cable managers in a rack enclosure or on a 2-post or 4-post open frame rack. The model number for this bracket is SRPDU4PHDBRKT.

Product Features

- Compatible with rack enclosures and open frame racks (with included adapters)
- Upper and lower brackets support up to three vertical (0U) PDUs or cable managers
- Supports PDU mounting with toolless button mounts
- Sturdy steel construction provides a secure mounting surface
- Mounting hardware is included

Product Specifications

- **UPC Code:** 037332252722
- **Accessory Type:** Mounting Accessories; Mounting Bracket Rack Accessories
- **Physical Material of Construction:** Steel
- **Unit Dimensions (hwd / in.):** 2.360 x 12.000 x 3.346

Product Usage Instructions

1. Identify the location for installing the SmartRack Vertical PDU Installation Bracket.
2. If installing in a rack enclosure or on a 4-post open frame rack, attach the upper and lower brackets to the rack using the included M6 screws and cage nuts. If installing on a 2-post open frame rack, use the included adapter plates to attach the bracket to the rack.
3. Attach up to three vertical PDUs or cable managers to the bracket using the toolless button mounts.
4. Ensure that the PDUs or cable managers are securely attached to the bracket before use.

Note: For additional information or assistance with installation, refer to the owner's manual or contact customer support.


MODEL NUMBER: SRPDU4PHDBRKT

Supports mounting of up to three vertical PDUs or cable managers in a rack enclosure or on a 2-post or 4- post open frame rack.

Highlights

- Compatible with rack enclosures and open frame racks (with included adapters)
- Upper and lower brackets support up to three vertical (0U) PDUs or cable managers
- Supports PDU mounting with toolless button mounts
- Sturdy steel construction provides a secure mounting surface
- Mounting hardware is included

Package Includes



- Vertical PDU Installation Bracket for Server Racks
- (2) Mounting brackets
- (2) Adapter plates for open frame racks
- (4) M6 screws
- (4) Cage nuts
- (4) 8-32 flange nuts
- Owner's manual

Features

Bracket Enhances Functionality of Enclosures and Open Frame Racks

- The SRPDU4PHDBRKT allows the addition of up to three vertical PDUs or cable managers to a Tripp Lite rack enclosure or open frame rack, helping you avoid the need to invest in a larger rack configuration.

- Upper and lower brackets attach to the frame of a standard or heavy-duty rack enclosure using the included screws and cage nuts. Included adapter plates allow connection to mounting rails in 2-post or 4- post open frame racks.

Supports Toolless Mounting of Up to 3 Vertical PDUs or Cable Managers

- Up to three vertical PDUs or cable management accessories can be mounted to the SRPDU4PHDBRKT brackets. Keyhole slots support toolless button mounting. The brackets also have equipment mounting holes for attaching PDUs and cable managers with fasteners.

Specifications

OVERVIEW	
UPC Code	037332252722
Accessory Type	Mounting Accessories; Mounting Bracket
Accessory Class	Rack Accessories
PHYSICAL	
Material of Construction	Steel
Unit Dimensions (hwd / in .)	2.360 x 12.000 x 3.346

WARRANTY & SUPPORT

- **Product Warranty Period (Worldwide):** 5-year limited warranty


© 2022 Tripp Lite. All rights reserved. All product and company names are trademarks or registered trademarks of their respective holders. Use of them does not imply any affiliation with or endorsement by them. Tripp Lite has a policy of continuous improvement. Specifications are subject to change without notice. Tripp Lite uses primary and third-party agencies to test its products for compliance with standards. See a list of Tripp Lite's testing agencies: <https://www.tripplite.com/products/product-certification-agencies>

CONTACT

Tripp Lite

- 1111 W. 35th Street Chicago, IL 60609 USA
- **Telephone:** 773.869.1234
- www.tripplite.com

Documents / Resources



[TRIPP LITE SRPDU4PHDBRKT SmartRack Vertical PDU Installation Bracket for Server Racks](#) [pdf] User Manual
SRPDU4PHDBRKT SmartRack Vertical PDU Installation Bracket for Server Racks, SRPDU4PHDBRKT, SmartRack Vertical PDU Installation Bracket for Server Racks, Installation Bracket for Server Racks, Bracket for Server Racks, Server Racks

References

- [ETN Product Certification Agencies | Eaton](#)