

Trimble **11.9.0.2576** **Penmap** **for** **Android**



Trimble 11.9.0.2576 Penmap for Android User Guide

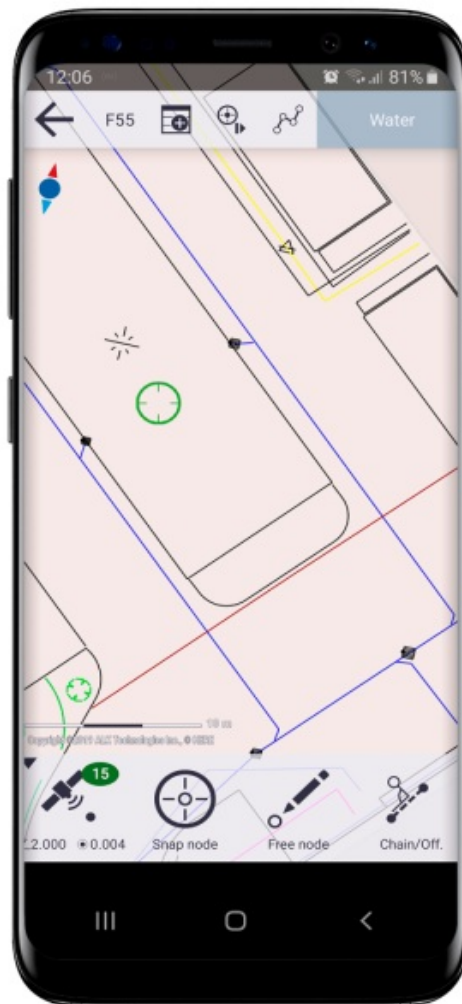
[Home](#) » [Trimble](#) » Trimble 11.9.0.2576 Penmap for Android User Guide 

Contents

- [1 Trimble 11.9.0.2576 Penmap for Android](#)
- [2 Trimble Installation Manager for Penmap for Android](#)
- [3 FAQ](#)
- [4 Documents / Resources](#)
 - [4.1 References](#)
- [5 Related Posts](#)



Trimble 11.9.0.2576 Penmap for Android



Specifications

- Product: Trimble Installation Manager for Penmap for Android
- Release Date: October 2024

Product Information

Trimble Installation Manager for Penmap for Android facilitates the installation and updates of the Penmap software on Android devices. This transition is necessitated by new regulations from Google Play Store. The Installation Manager ensures a smooth transition for Penmap customers by providing support for installation and updates.

Installation Instructions

To Install Trimble Installation Manager:

1. Download the Trimble Installation Manager for Android directly onto the Android device running Penmap for Android.
2. If you haven't installed it before, download it from the provided link.
3. The Installation Manager updates automatically as needed.

To Install or Update Penmap for Android using Trimble Installation Manager:

1. Connect the device to the internet.
2. Run the Trimble Installation Manager on the device.
3. Select Trimble Penmap to install or update.
4. If Trimble Penmap is not visible, enable 'Show all'.
5. Select the version to install, choose items to install/update, and click 'Install'.

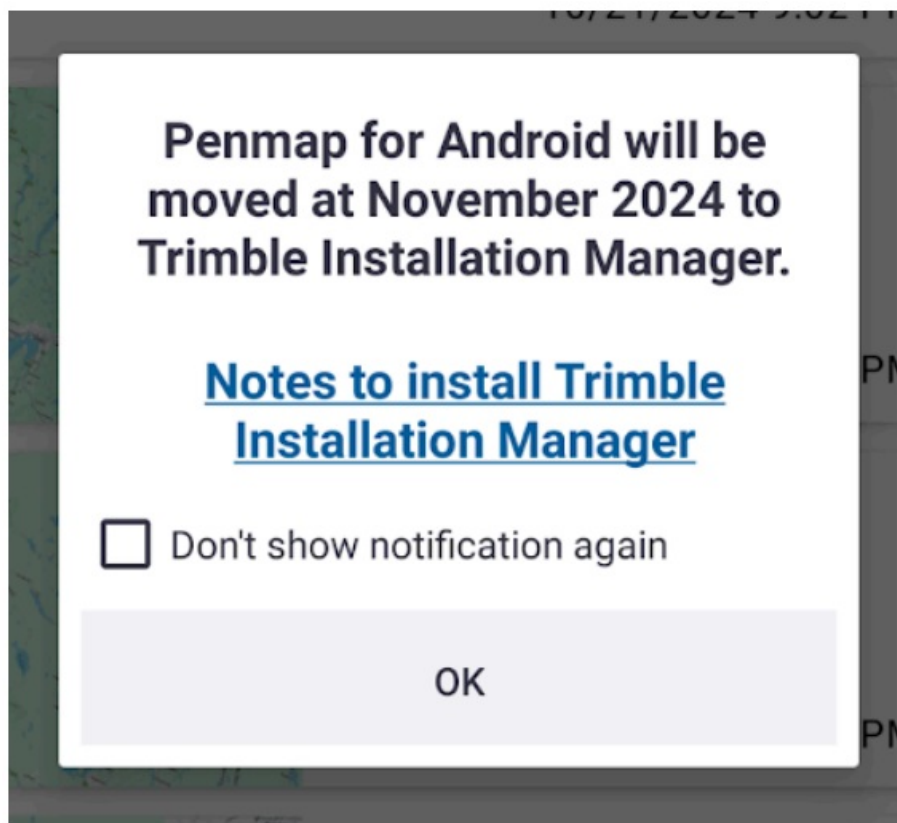
For more detailed information, refer to the Trimble Installation Manager Help section.

Trimble Installation Manager for Penmap for Android

The installation and update process for Trimble Penmap for Android software is moving from Google Playstore to Trimble Installation Manager. The process is due to new regulations of the Google Play Store. Trimble Installation Manager provides a seamless transition for Penmap for Android customers. The following support bulletin explains the installation and update process for Penmap for Android using Trimble Installation Manager for Android.

Installation and update of Penmap for Android

The next version of Penmap for Android (11.9.0.2576) shows a notification that from November, Penmap for Android will switch to Trimble Installation Manager. To stop this notification on appearing each time you run Penmap for Android, and select the Don't show notification again check box.



To install Trimble Installation Manager

You must install Trimble Installation Manager directly onto the Android device that is running Penmap for Android.

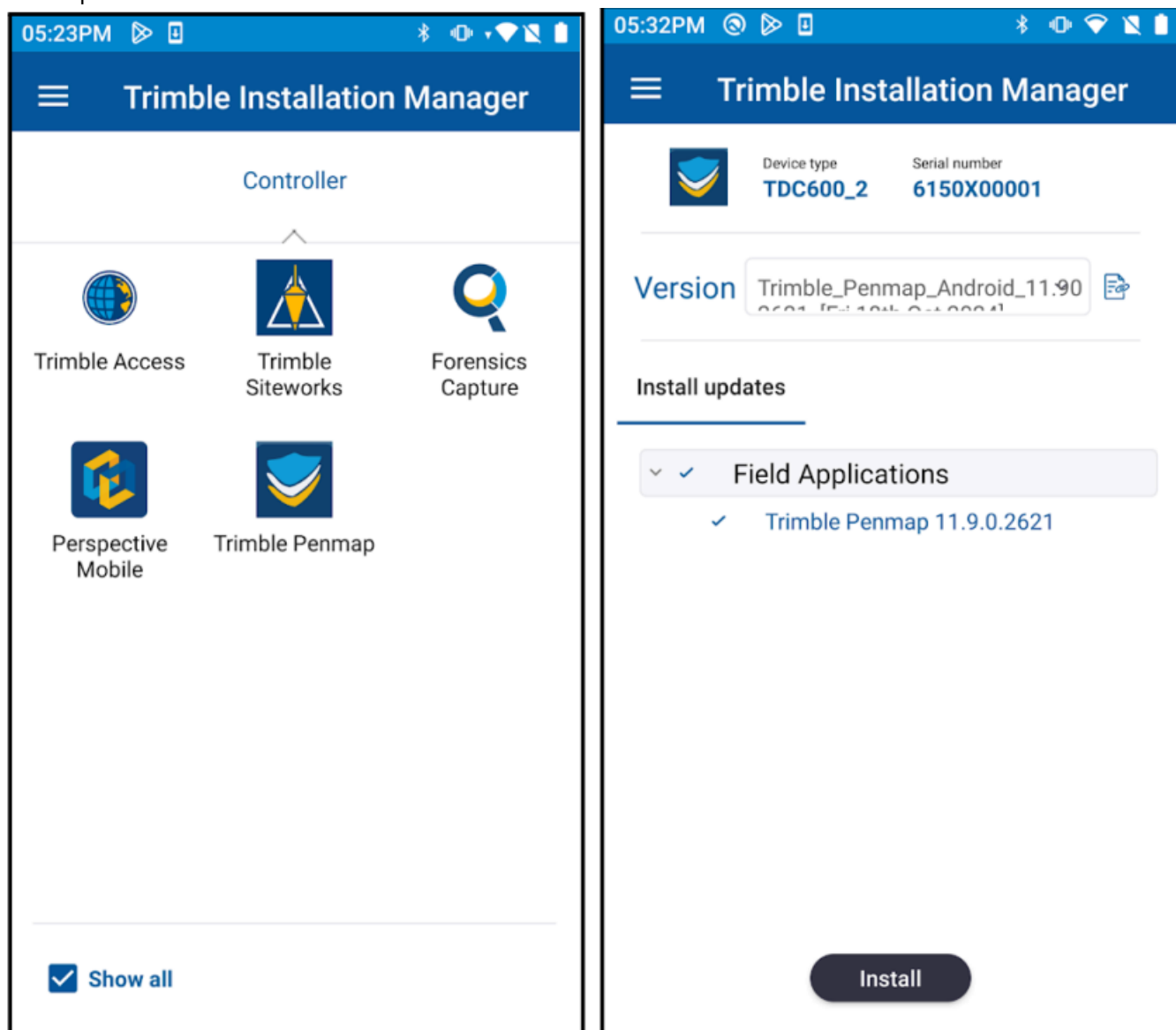
- If you have never installed the Trimble Installation Manager, you can download it here:
 - [Trimble Installation Manager for Android](#)

- or check the [Trimble Installation Manager help](#)
- The Trimble Installation Manager updates itself automatically when required.

To install Penmap for Android using Trimble Installation Manager

- To install or update Penmap for Android on your device using Trimble Installation Manager:
 1. Connect the device to the internet.
 2. Run the Trimble Installation Manager on the device.
 3. Select Trimble Penmap to install or update.

Note: If Trimble Penmap is not shown, enable Show all . 4. Select the version to install, select the items to install/update and then click Install.



For more information, refer to the Trimble Installation Manager Help. To view the Help, run the Trimble Installation Manager and then click [Help](#)

FAQ

Does the system requirement change?

Yes, we had to change the system requirements. The new minimum requirement is Android 7. The system requirements for running Penmap on Android are as follows: 1. Operating System: Android 7.0 or later. 2. Processor: ARM x64-based (arm64-v8a) processors compatible with Android devices. 3. Memory: Minimum of 2 GB RAM (4 GB or more recommended for optimal performance). 4. Storage: At least 1 GB of available storage space for the application and project data. 5. Display: Minimum screen resolution of 1280 x 720 pixels. Additionally, for using certain features like GNSS (Global Navigation Satellite System) data collection, the device should support Bluetooth connectivity to pair with external GNSS receivers. For the best experience with Penmap, it is recommended to use a modern Android device with higher specifications, especially if you plan to work with large datasets or require high precision in data collection.

Is it still possible to install Penmap for Android from Google Play Store?

As long as Penmap is available via the Google Playstore you are able to download your Penmap version.

What happens with Penmap for Android on my device if it is no longer available in Playstore?

If you have the app installed on your device, you can continue to use the app, however, you will not be able to update your app. Please keep in mind that in this case, you'll no longer be able to install Penmap from Playstore.

Is it possible to update Penmap for Android, if it's installed from Google Play Store?

Yes, you are able to update Penmap for Android. Instead of Google Play Store, you have to use Trimble Installation Manager for Android. At the first update you need to install TIM to be able to update. We recommend joining our [Community](#) to get information if an update is available.

Is there an automated update of new versions?

No, there is no automatic update. To check for updates you need to start the Trimble Installation Manager and check for updates. We recommend joining our [Community](#) to get information if an update is available.

What will happen if I use a TDC100/Android 6 with PenMap?

For devices with Android 6 or lower, there will be no update after November 2024. The installation file will be still available on the Google Play Store. Please be careful uninstalling Penmap. If the regulation changes Google can remove Penmap from Playstore and there is no opportunity to install it again. We recommend catching up with your dealer to check for a new device – e.g. the [TDC 6](#) (Android 12 and upgradeable).

Contact

<

div class="57be77cde1a6ddba353152d58844f9cf" data-index="4" style="float: none; margin:10px 0 10px 0; text-


align:center;">

For more information or questions contact your local distributor.

- <https://geospatial.trimble.com>
- www.trimble.com

<
/ul>

Documents / Resources

	<p>Trimble 11.9.0.2576 Penmap for Android [pdf] User Guide</p> <p>11.9.0.2576 Penmap for Android, 11.9.0.2576, Penmap for Android, for Android, Android</p>
---	--

References

- [Global Leader in Construction, Transportation and Geospatial Technology](#)
- [Global Leader in Construction, Transportation and Geospatial Technology](#)
- [Trimble Penmap Community - Trimble Inc.](#)
- i> [downloads.trimblegeospatial.com/TIM/TrimbleInstallationManager.apk](#)
- [Make Your Mark with Confidence | Trimble Geospatial Technology Solutions | Trimble Geospatial](#)
- [Trimble TDC6 | Data Collectors | Trimble Geospatial](#)
- i> [Trimble Installation Manager for Android Help](#)
- [User Manual](#)

[Manuals+](#), [Privacy Policy](#)

This website is an independent publication and is neither affiliated with nor endorsed by any of the trademark owners. The "Bluetooth®" word mark and logos are registered trademarks owned by Bluetooth SIG, Inc. The "Wi-Fi®" word mark and logos are registered trademarks owned by the Wi-Fi Alliance. Any use of these marks on this website does not imply any affiliation with or endorsement.