

Trial Guides Account Registration User Guide

[Home](#) » [TRIAL GUIDES](#) » Trial Guides Account Registration User Guide 

Contents

1 Trial Guides Account Registration

2 INSTALLATION

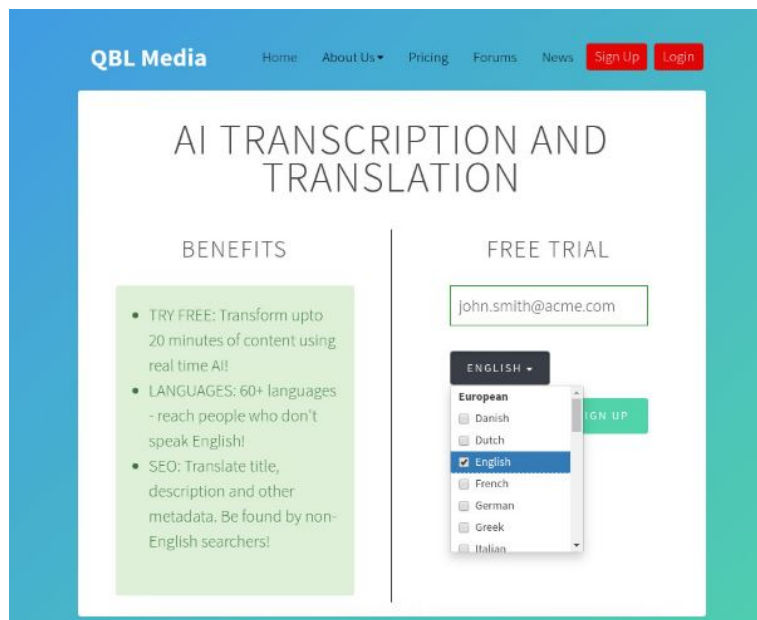
3 Documents / Resources

3.1 References

4 Related Posts



Trial Guides Account Registration



INSTALLATION

1. Go to www.trialguides.com
2. Click on the profile icon on the top ribbon in the top-right corner of the screen.



3. Log into your Trial Guides account with the same credentials as you used for your purchase.

Login

EMAIL

PASSWORD

[Forgot your password?](#)

[SIGN IN](#)

[Create account](#)

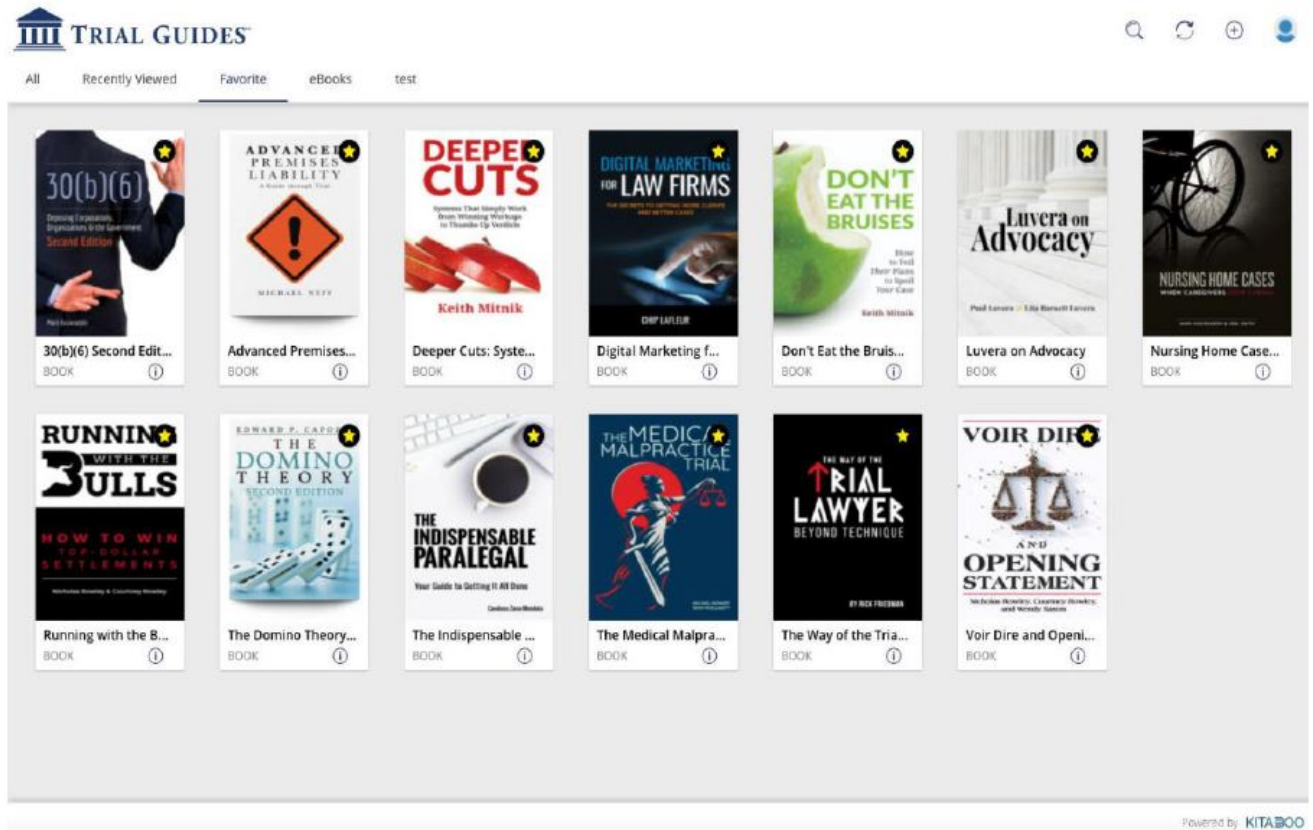
Need help accessing your subscriptions?

[Click here](#)

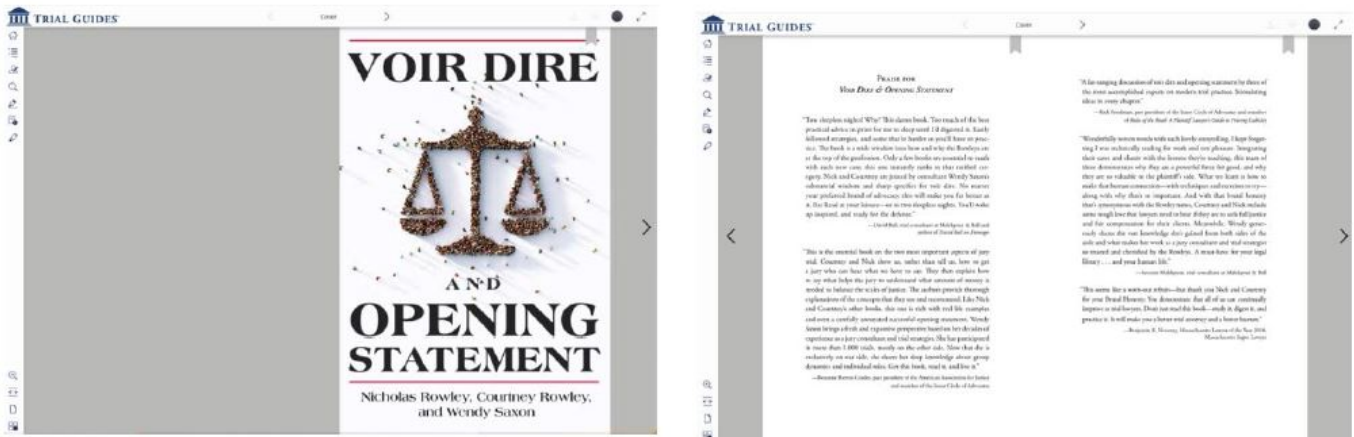
4. Select the "Access Your Kitaboo Account" button.



5. All purchased eBooks and Articles will automatically populate on your Kitaboo bookshelf.



6. Click on a book or article icon to open and start reading!



2350 NW YORK STREET | PORTLAND, OREGON 97210 | (800) 309-6845 | FAX (503) 206-6438

Documents / Resources

	<p>TRIAL GUIDES Trial Guides Account Registration [pdf] User Guide Trial Guides Account Registration, Account Registration, Registration</p>
--	---

References

-  [Trial Guides | Books & Media Products for Civil Plaintiff Lawyers](#)
-  [Trial Guides | Books & Media Products for Civil Plaintiff Lawyers](#)

Manuals+.