

Treasure

Treasure TYPE-30
The Smallest
Keyboard



Treasure TYPE-30 The Smallest Keyboard User Guide

[Home](#) » [Treasure](#) » Treasure TYPE-30 The Smallest Keyboard User Guide 

Contents

- [1 Treasure TYPE-30 The Smallest Keyboard](#)
- [2 Product Usage Instructions](#)
- [3 Quick Start Guide](#)
- [4 Frequently Asked Questions \(FAQ\)](#)
- [5 Documents / Resources](#)
 - [5.1 References](#)
- [6 Related Posts](#)

Treasure[®]

Treasure TYPE-30 The Smallest Keyboard

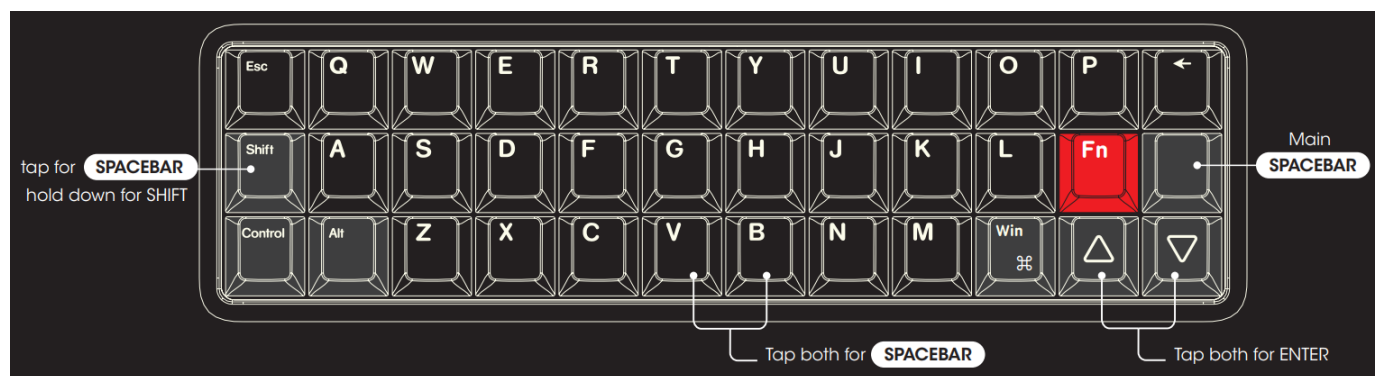


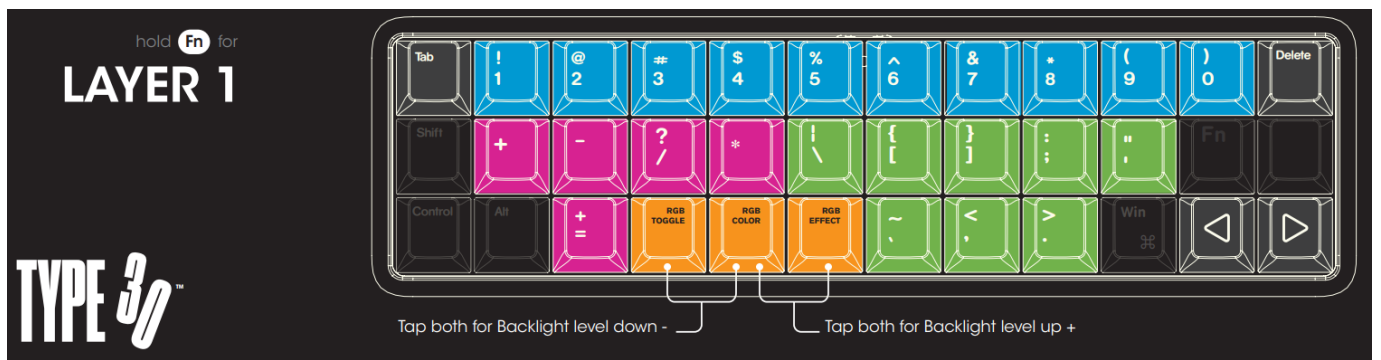
Specifications

- Layout: iQWERTYUIOP Default Layout
- Keys: A total of 36 keycaps and switches sold separately
- Connectivity: USB-C to USB-A Cable included
- RGB Lighting Control Keys: Color Change, Light Extinction Toggle, RGB Effect Variation

Product Usage Instructions

LAYER 0





MEMORY TIP

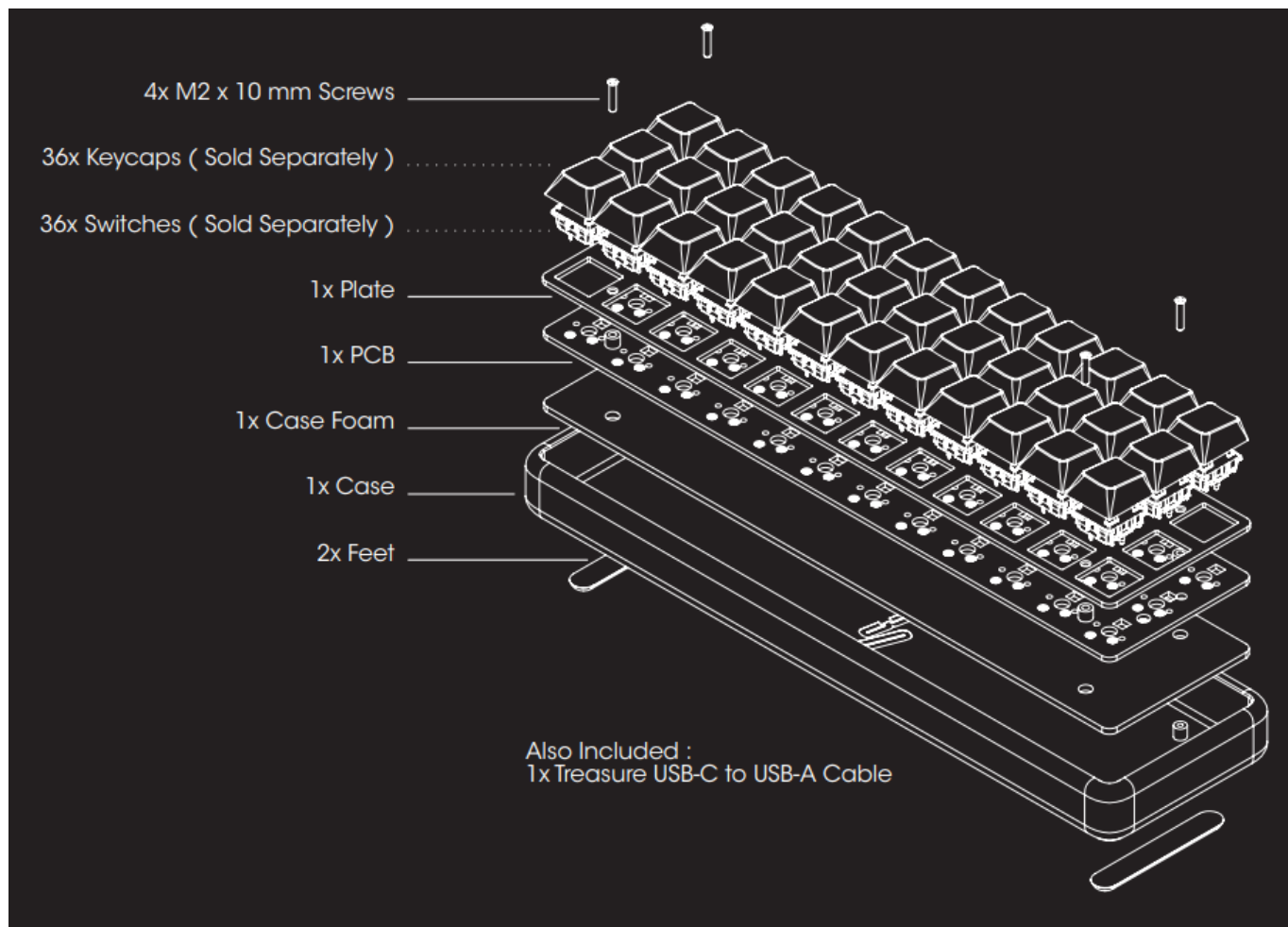
CALCULATOR KEYS

- A Add (+)
- S Subtract (-)
- D Divide (/)
- F Factor / Multiply (x)

RGB LIGHTING CONTROL KEYS

- C Color Change
- X Light eXtinction toggle
- V RGB Effect Variation

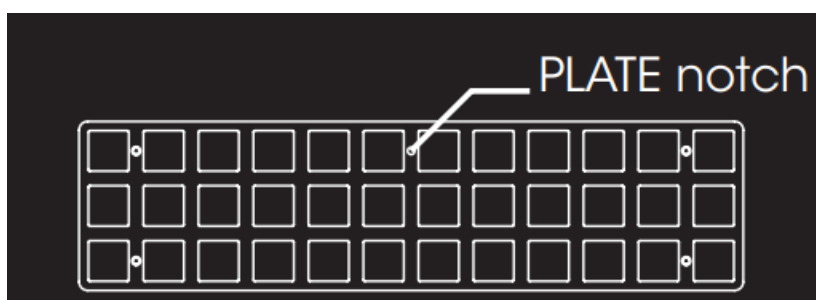
Quick Start Guide



Assemble TYPE-30

Please follow the instructions of the online guide : [tre.sr/support](https://treasuretech.com/support)

1. Align the PLATE on top of the PCB Ensuring the PLATE notch is aligned with the top side and top edge of the keyboard



2. Insert the SWITCHES into the PLATE/PCB, starting with the four (4) corner switches for stability
3. Place the Case FOAM on the bottom of the CASE.

Position the PLATE/PCB/SWITCHES assembly in the CASE and secure it with the four (4) SCREWS

4. Install the two (2) FEET under the CASE and install the KEYCAPS

Your Keyboard is now ready to use, connect it using the USB-C cable. The default layout is shown on the back of this card

Customize TYPE-30 with VIA

[tre.sr/via](https://treasuretech.com/via)

Frequently Asked Questions (FAQ)

- **Q: How do I change the RGB lighting effects?**

A: Use the RGB TOGGLE, RGB COLOR, and RGB EFFECT keys to control the lighting effects. Refer to the manual for specific instructions on each effect.

- **Q: Can I use different keycaps and switches with TYPE-30?**

A: Yes, you can use different keycaps and switches, but make sure they are compatible with TYPE-30 for proper functionality.

- **Q: What do I do if some keys are not functioning correctly?**

A: Check the switch connections and ensure they are properly inserted. If issues persist, refer to troubleshooting in the manual or contact customer support.

Documents / Resources



[Treasure TYPE-30 The Smallest Keyboard](#) [pdf] User Guide

TYPE-30 The Smallest Keyboard, TYPE-30, The Smallest Keyboard, Smallest Keyboard, Keyboard

References

- [User Manual](#)

[Manuals+](#), [Privacy Policy](#)

This website is an independent publication and is neither affiliated with nor endorsed by any of the trademark owners. The "Bluetooth®" word mark and logos are registered trademarks owned by Bluetooth SIG, Inc. The "Wi-Fi®" word mark and logos are registered trademarks owned by the Wi-Fi Alliance. Any use of these marks on this website does not imply any affiliation with or endorsement.