



TRANSFORMERS TF-Y16 Wireless Speaker Instruction Manual

[Home](#) » [TRANSFORMERS](#) » TRANSFORMERS TF-Y16 Wireless Speaker Instruction Manual 

TRANSFORMERS TF-Y16 Wireless Speaker Instruction Manual



Contents

- 1 Packing list
- 2 Product specification
- 3 Tips
- 4 Keys and functions
- 5 Product operation instructions
- 6 Common problems and solutions
- 7 Warranty Service
- 8 User info
- 9 Product information
- 10 Certificate of Approval
- 11 The name and content of harmful substances in the earbuds
- 12 Warranty statement
- 13 Documents / Resources
 - 13.1 References
- 14 Related Posts

Packing list

- Speaker *1



- Instructions and Warranty card *1



- micro USB Charging cable *1



Product specification

Effective distance: $\geq 10\text{M}$

Horn diameter: $\varnothing 45\text{mm}$

Impedance: $4\ \Omega$

Signal to noise ratio: $\geq 90\text{dB}$

Distortion: $\leq 5\%$

Frequency response: 20Hz-10KHz

Rated input: 5V 500mA

Rated capacity of lithium battery: 800mAh

Rated power: 4.3W

Charging time: approximately 2 hours

Usage time: approximately 3.5 hours

Waterproof Level: IPX5


Tips

1. Except for the operation methods specifically marked in the manual, please do not try to disassemble or replace any parts in the earbuds.
2. Don't put the speaker in the water or any other liquid. The speaker is not waterproof.
3. If any liquid enters the product by accident, please disconnect and remove the connection immediately.
4. Please make sure that there is no water on your hands when
5. Do not put the product near the heat source or expose it to the fire source directly.
6. Do not put the product in the environment with strong electromagnetic force, otherwise it will cause product malfunction.

Keys and functions



Power Button

- Play/pause.
- Power On/Off
-  Answer/Hang Up
- Reject the call
- Call Back the Last Contact



Volume down / Previous Song

- Single press to reduce the volume
- Long press 1.5 second to play the previous song



Volume Up / Next Song

- Single press to increase the volume
- Long press for 1.5 seconds to play the next song.

Single press the power button. Long press the power button for 3 seconds to switch the machine On/Off.

Single press the power button.

Single press the power button.


Double press the power button.

Low power alarm: When the battery power is less than 10%, the speaker will sound a prompt tone, and the speaker should be charged in time, when the power is less than 3%, the machine will automatically shut down.

TWS mode: Automatically initiate TWS mode upon startup, establish TWS connection within 15 seconds, If there has a TWS connection record, and it will automatically pair within 5 seconds. To Turn off the speaker to disable TWS mode.

Product operation instructions

Wireless use method

- Press and hold the “” key for about 3 seconds to power on. The prompt sound will sound and the blue light will flash quickly.
- Open Wireless device Settings, search for Wireless connection name “TF-Y16” and click Connect, Bluetooth connection success prompt sound, blue light long on; When you use the speaker again, turn on the Wireless between the speaker and the smart device, and it will automatically connect back.
- Wireless automatic connection function: After successful Wireless connection, when the effective distance is exceeded, it will be automatically disconnected, and after returning to the effective distance, the Wireless speaker and smart device will be automatically connected.

Indicator status

- **Wireless mode:** Connected state, the blue light is on for a long time, and the blue light blinks slowly when playing music.
- **Pairing status:** The blue indicator blinks quickly.
- **Charging indicator:** charging red light on, full red light off.

Common problems and solutions

breakdown	solution
Failed to pair multiple connections	Turn off the speaker and restart
The music plays staccato	Whether the connection distance is out of range or there is an obstacle between the speaker and the phone
Play without sound	Check that the speaker is at its lowest volume
Unable to charge	Check whether the built-in battery of the speaker is charged
The power light is off	Check that the charging port is plugged in

Warranty Service

Dear user, this warranty card is the proof of your future warranty application, please cooperate with the seller to fill it out and keep it for future use!

User info

User name	Email
Contact number	Postal code
Mailing address	

Product information

Product name	Product number
Product barcode / Serial number / Batch number	

Manufacturer: Shenzhen Demicea Trading Co., Ltd.

E-mail: support@demicea.com

Address: Room 2109, Building 4, Phase II, Tainan Gungy Industrial Park, Kantian Street, Long gang District, Shenzhen, China, 518000













Certificate of Approval

Product No:

Production Time:

QC:

The name and content of harmful substances in the earbuds

Part Names	Harmful Substances					
	Pb	Hg	Cd	Cr(VI)	PBB	PBDE
Printed circuit assembly						
Small structural parts such as shell						

This form is compiled in accordance with SJ/T 11364.

O:Indicates that the content of the hazardous substance in all homogeneous materials of the part is in below the limit required by GB/T 26572.

X:Indicates that the hazardous substance at least in a certain homogeneous material of the part exceeds The limit requirements specified in GB/T 26572.

The parts marked with “X” on the form are all harmful due to the limitations of global technological development.

Substitution of substances.

Printed circuit board components: Including printed circuit boards and their parts, electronic components, etc.and depending on the product model, the earbuds you purchased may not contain all the above components.



Does not contain 6 kinds of toxic and harmful substances or contains but is less than the limit value, the letter “e” stands for the English letter electronic; The initials of electrical and environment; The curved arrows around it indicate respectability.



Warranty statement

Disclaimer

This user manual does not have any form of guarantee, position expression or other implication. The mentioned products, specifications and information are for reference only, and the content will also be updated on the web at any time without additional separate notice

Warranty statement:

The product attached to this document is guaranteed as follows:If the product is twelve (12) months from the date of purchase(“Warranty Period”), under normal conditions of use due to quality defects damaged, can be repaired. Free repair; free replacement if the manufacturer confirms that it cannot be repaired; repaired or replaced product. Continue to enjoy the warranty during the remaining warranty period (the shortest not less than 30 days). Purchased by sale the ticket date shall prevail if the purchase date cannot be determined, the warranty period shall be 13 (13) months

If you apply for a warranty, please call the product service hotline first and execute it in the manner instructed by us. When applying for warranty, you need to provide an accurate, complete and clearly filled out valid sales invoice.

The above guarantee does not apply to the following situations:

1. Exceeding the validity period of the three packs;
2. Altering the warranty card and product code does not match the product body;
3. Causes caused by misuse, abuse or improper transportation, use, maintenance or storage obstacles or damage;
4. Failure or damage caused by force majeure (such as earthquake, war, disaster, etc.) or accident bad;
5. The zipper and tower buckle are damaged due to excessive force;
6. Disconnection or tearing caused by excessive load;
7. Any damage caused by sharp objects;
8. Products with signs of burning or flooding;
9. Damage caused by unauthorised disassembly;
10. Aging, discoloration, abrasion, rupture and other losses that occur during the normal use of the product.
11. If the original identification label of the product is changed or damaged, this guarantee will become invalid.

The completeness and appearance of the product and accompanying materials are not within the scope of the guarantee. You should check on the spot and raise objections to any discrepancies.

The above guarantees are all guarantees we make regarding the products, and are only applicable in mainland China. Nothing in this document affects consumer rights that cannot be excluded or restricted under the law profit.

Service supervision hotline: [400-885-8808](tel:400-885-8808)

TRANSFORMERS

Documents / Resources



[TRANSFORMERS TF-Y16 Wireless Speaker](#) [pdf] Instruction Manual
TF-Y16 Wireless Speaker, TF-Y16, Wireless Speaker, Speaker

References

- [User Manual](#)

[Manuals+](#), [Privacy Policy](#)

This website is an independent publication and is neither affiliated with nor endorsed by any of the trademark owners. The "Bluetooth®" word mark and logos are registered trademarks owned by Bluetooth SIG, Inc. The "Wi-Fi®" word mark and logos are registered trademarks owned by the Wi-Fi Alliance. Any use of these marks on this website does not imply any affiliation with or endorsement.