

TRANSFORMERS TF-Y07 Bluetooth Speaker



TRANSFORMERS TF-Y07 Bluetooth Speaker User Manual

[Home](#) » [TRANSFORMERS](#) » TRANSFORMERS TF-Y07 Bluetooth Speaker User Manual 

Contents

- [1 TRANSFORMERS TF-Y07 Bluetooth Speaker](#)
- [2 Product Information](#)
- [3 Product Usage Instructions](#)
- [4 FAQ](#)
- [5 What's in the Box](#)
- [6 Specifications](#)
- [7 Features](#)
- [8 Precautions](#)
- [9 Appearance](#)
- [10 Operation Instructions](#)
- [11 Using the Bluetooth function](#)
- [12 Warranty Statement](#)
- [13 FCC Warning](#)
- [14 Documents / Resources](#)
 - [14.1 References](#)
- [15 Related Posts](#)

TRANSFORMERS

TRANSFORMERS TF-Y07 Bluetooth Speaker



Product Information

Specifications:

- **Model:** TF-Y07
- **Bluetooth Version:** 5.4
- **Features:** Magnetic clip, Spring clamp, Charging port, Microphone

Product Usage Instructions

• **Activating the Speaker:**

Before first use, connect the USB cable to a power source to activate the speaker from deep sleep mode.

• **Precautions:**

Read all safety instructions carefully. Avoid using the product in moist or underwater conditions, near heat sources, indirect sunlight, or dismantling it without permission.

• **Operation Instructions:**

- **Power On/Off:** Press and hold for 3 seconds.
- **Calling Mode:** Short press to answer/hang up a call, press and hold for 2 seconds to reject a call.
- **Music Mode:** Short press to play/pause music, increase/decrease volume, and press and hold to skip tracks.

• **Using Bluetooth Function:**

To pair with Bluetooth for the first time, activate your mobile phone's Bluetooth function, search for the device named WS11, and click to connect.

FAQ

Q: What should I do if the speaker does not power on?

A: Make sure to connect the USB cable to a power source to activate the speaker before first use.

Q: How do I adjust the volume during a call?

A: In calling mode, short press to increase/decrease volume.

Q: Can I use the speaker near water?

A: Avoid using the speaker in moist or underwater conditions to prevent damage.

Important:

Your speaker is shipped from the factory in a deep sleep mode to conserve battery. Activate your speaker by connecting the USB cable to a power source before first use.

What's in the Box

- User manual x 1
- USB-C charging cable x 1

Specifications

- **Waterproof Level:** IPX5
- **Bluetooth Version:** 5.4
- **Chipset:** AC6956C4
- **Bluetooth Profile:** A2DP, AVRCP, HFP
- **Audio Format:** SBC
- **Speaker:** 2W
- **Battery Type:** lithium battery
- **Battery Capacity:** 3.7V/600mAh
- **Playing Time:** Up to 5 hours(under max volume)
- **Charging Time:** 2H
- **Product Size:** 73x42x28 mm
- **Product Weight:** 64 g

Features

- Travel and Outdoor Friendly: Small enough to fit in your pocket, bold enough to be shown to the world;
- Flaunting a slim and compact size, easy to carry;
- Attaching to your shirt, backpack or jacket via spring clamp or magnetic clip;
- Enjoy crystal-clear phone calls with active noise suppression;
- Up to 5 hours of playing time;
- With dust-proof and waterproof materials;

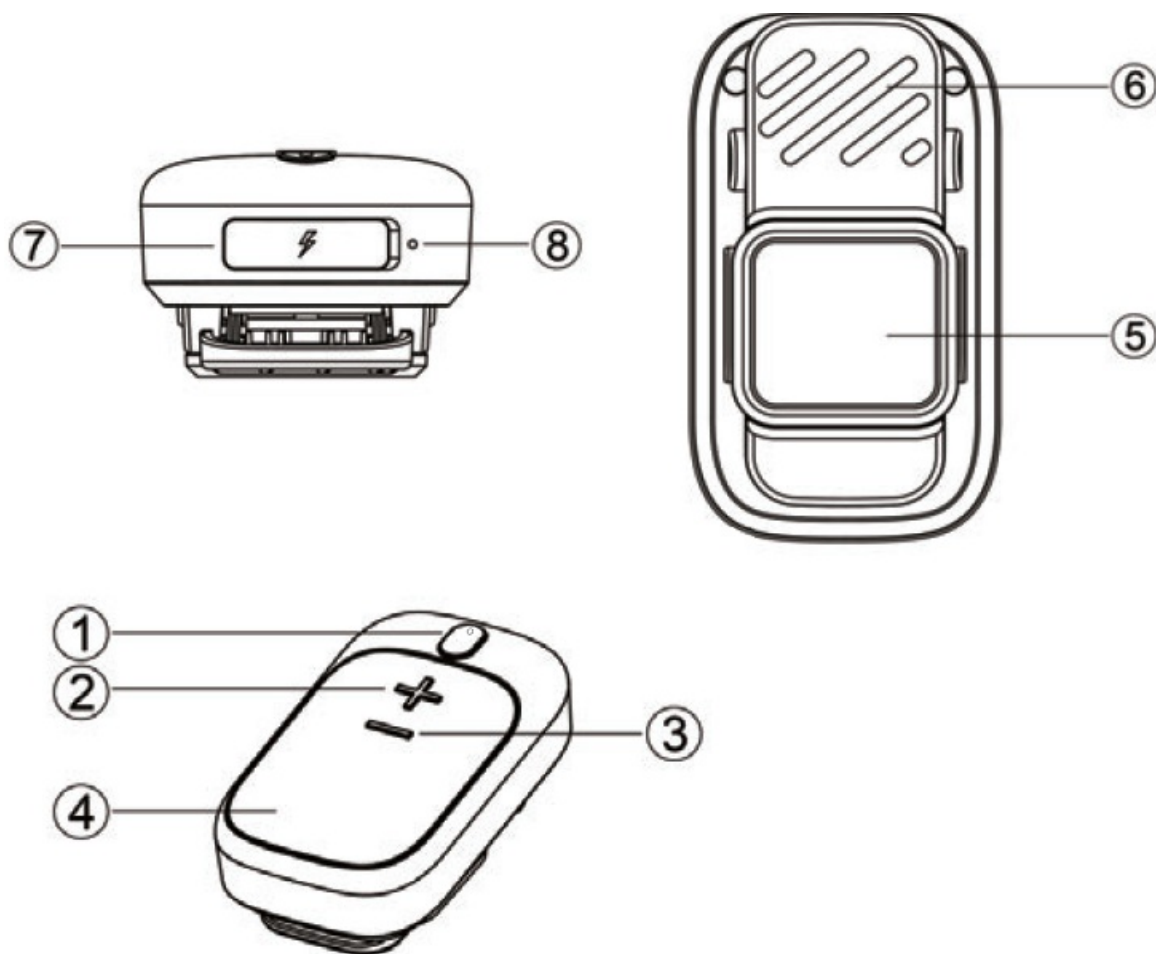
- Delicate mesh design better prevents dust from entering.

Precautions

Please read all safety instruction warnings carefully before using this product. Improper use of this product may result in damage to this or attached products. To ensure the products work well, please never use this in the following conditions:




1. Moist or underwater conditions.
2. Conditions near heater or high-temperature service.
3. Conditions with direct and strong sunshine.
4. Never dismantle the product without due permission, otherwise it may nullify the warranty clause.

Appearance



1. Power button
2. Volume up/ Previous song
3. Volume down/ Next song
4. Fabric mesh
5. Magnetic clip
6. Spring clamp
7. Charging port
8. Microphone


Operation Instructions

	<p>Press and hold for 3 seconds to power on/power off</p> <p>Calling mode:</p> <p>Short press to answer a call, and press again to hang off the call.</p> <p>Press and hold for 2 seconds to reject a call.</p> <p>Music mode:</p> <p>Short press to play/pause music.</p>
	<p>Calling mode:</p> <p>Short press to increase volume.</p> <p>Music mode:</p> <p>Short press to increase volume. Press and hold to the previous song.</p>
	<p>Calling mode:</p> <p>Short Press to decrease volume.</p> <p>Music mode:</p> <p>Short Press to decrease volume. Press and hold to the next song.</p>

Using the Bluetooth function

Pair the Bluetooth for the first time, you need to activate your mobile phone's Bluetooth function, and then search for the new device. When the mobile phone detects this unit (named "WS11"), click this name to connect.

The name and content of harmful substances in the earbuds

Part Names	Harmful Substances					
	Pb	Hg	Cd	Cr(VI)	PBB	PBDE
Printed circuit assembly	O	O	O	O	O	O
Small structural parts such as shell	O	O	O	O	O	O
<p>This form is compiled in accordance with SJ/T 11364.</p> <p>O:Indicates that the content of the hazardous substance in all homogeneous materials of the part is in below the limit required by GB/T 26572.</p> <p>X:Indicates that the hazardous substance at least in a certain homogeneous material of the part exceeds The limit requirements specified in GB/T 26572.</p> <p>The parts marked with “X” on the form are all harmful due to the limitations of global technological development. Substitution of substances.</p>						
<p>Printed circuit board components:</p> <p>Including printed circuit boards and their parts,electronic components, etc.and depending on the product model,the earbuds you purchased may not contain all the above components.</p>						
<div>  <p>Electronic and electrical products sold in the People’ s Republic of China must mark this LOGO,the number in the logo represents the product under normal use Environmental protection use period.</p> </div>						

Warranty Statement

Disclaimer

This user manual does not have any form of guarantee, position expression or other implication. The mentioned products, specifications and information are for reference only, and the content will also be updated on the web at any time without additional separate notice

Warranty statement:

The product attached to this document is guaranteed as follows: If the product is twelve (12) months from the date of purchase(“Warranty Period”), under normal conditions of use due to quality defects damaged, can be repaired. Free repair; free replacement if the manufacturer confirms that it cannot be repaired; repaired or replaced product. Continue to enjoy the warranty during the remaining warranty period (the shortest not less than 30 days). Purchased by sale the ticket date shall prevail; if the purchase date cannot be determined, the warranty period shall be 13 (13) months

If you apply for a warranty, please call the product service hotline first and execute it in the manner instructed by us. When applying for a warranty, you need to provide an accurate, complete and filled-out valid sales invoice.

The above guarantee does not apply to the following situations:

1. Exceeding the validity period of the three packs;
2. Altering the warranty card and product code does not match the product body;

3. Causes caused by misuse, abuse or improper transportation, use, maintenance or storage obstacles or damage;
4. Failure or damage caused by force majeure (such as earthquake, war, disaster, etc.) or accident;
5. The zipper and tower buckle are damaged due to excessive force;
6. Disconnection or tearing caused by excessive load;
7. Any damage caused by sharp objects;
8. Products with signs of burning or flooding;
9. Damage caused by unauthorized disassembly;
10. Aging, discolouration, abrasion, rupture and other losses that occur during the normal use of the product.
11. If the original identification label of the product is changed or damaged, this guarantee will become invalid.

The completeness and appearance of the product and accompanying materials are not within the scope of the guarantee. You should check on the spot and raise objections to any discrepancies. The above guarantees are all guarantees we make regarding the products and are only applicable in mainland China. Nothing in this document affects consumer rights that cannot be excluded or restricted under the law profit.


- **Service supervision hotline:** [400-885-8808](tel:400-885-8808)

Warranty Service

Dear user, this warranty card is the proof of your future warranty application, please cooperate with the seller to fill it out and keep it for future use!

User info			
User name		Email	
Contac number		Postal code	
Mailing address			
Product information			
Product name		Product number	
Product barcode / Serial number / Batch number			

Vendor information			
Name			
Address			
Contact number		Postal code	
Sales date		Invoice number	
Remark			



FCC Warning

This equipment has been tested and found to comply with the limits for a Class B digital device, under part 15 of the FCC Rules. These limits are designed to provide reasonable protection against harmful interference in a residential installation. This equipment generates, uses and can radiate radio frequency energy and, if not installed and used by the instructions, may cause harmful interference to radio communications. However, there is no guarantee that interference will not occur in a particular installation. If this equipment does cause harmful interference to radio or television reception, which can be determined by turning the equipment off and on, the user is encouraged to try to correct the interference by one or more of the following measures:

- Reorient or relocate the receiving antenna.
- Increase the separation between the equipment and the receiver.
- Connect the equipment to an outlet on a circuit different from that to which the receiver is connected.
- Consult the dealer or an experienced radio/TV technician for help.

Caution:


Any changes or modifications to this device not explicitly approved by the manufacturer could void your authority to operate this equipment.

This device complies with part 15 of the FCC Rules. Operation is subject to the following two conditions:

1. This device may not cause harmful interference, and
2. This device must accept any interference received, including interference that may cause undesired operation.

This equipment complies with FCC radiation exposure limits set forth for an uncontrolled environment. This equipment should be installed and operated with a minimum distance of 0cm between the radiator and your body.

Documents / Resources

	<p>TRANSFORMERS TF-Y07 Bluetooth Speaker [pdf] User Manual TF-Y07, 2BAQF-TF-Y07, 2BAQFTFY07, TF-Y07 Bluetooth Speaker, TF-Y07 Speaker, Bluetooth Speaker, TF-Y07, Speaker</p>
---	---

References

- [User Manual](#)

Manuals+ Privacy Policy

This website is an independent publication and is neither affiliated with nor endorsed by any of the trademark owners. The "Bluetooth®" word mark and logos are registered trademarks owned by Bluetooth SIG, Inc. The "Wi-Fi®" word mark and logos are registered trademarks owned by the Wi-Fi Alliance. Any use of these marks on this website does not imply any affiliation with or endorsement.