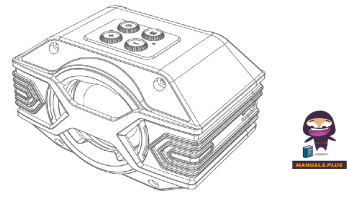


TRANSFORMERS

TRANSFORMERS TF-Y03  
Wireless Speaker



# TRANSFORMERS TF-Y03 Wireless Speaker Instruction Manual

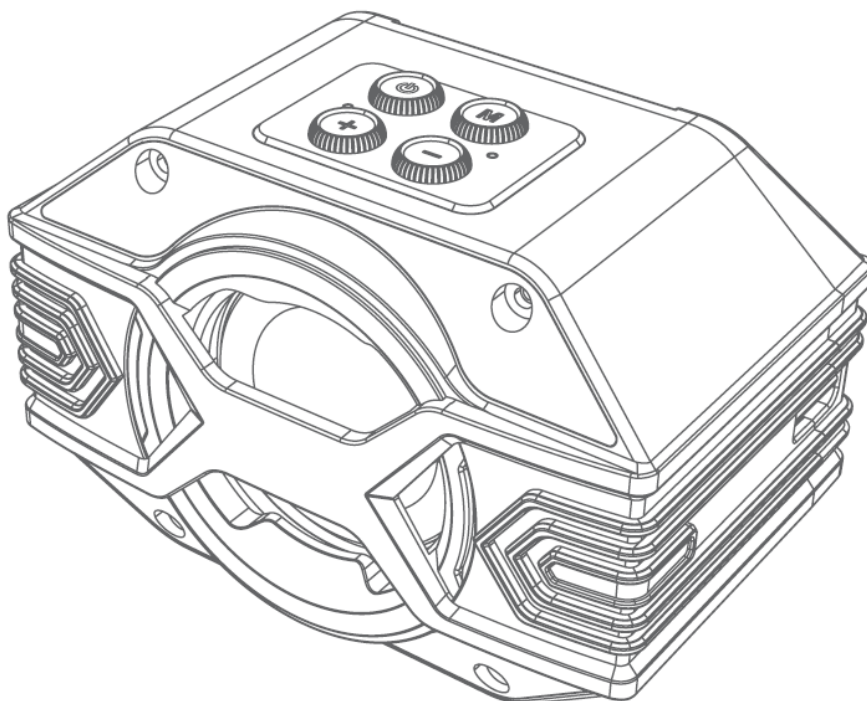
[Home](#) » [TRANSFORMERS](#) » TRANSFORMERS TF-Y03 Wireless Speaker Instruction Manual 

## Contents

- [1 TRANSFORMERS TF-Y03 Wireless Speaker](#)
- [2 Packing list](#)
- [3 Product specification](#)
- [4 Product diagram](#)
- [5 Keys and functions](#)
- [6 Product operation instructions](#)
- [7 Common problems and solutions](#)
- [8 Warranty Statement](#)
- [9 Documents / Resources](#)
  - [9.1 References](#)

# TRANSFORMERS

**TRANSFORMERS TF-Y03 Wireless Speaker**



## Packing list

	Speaker x1		Type-C charging cable x1
	Lanyard x1		Instructions and warranty card x1

## Product specification

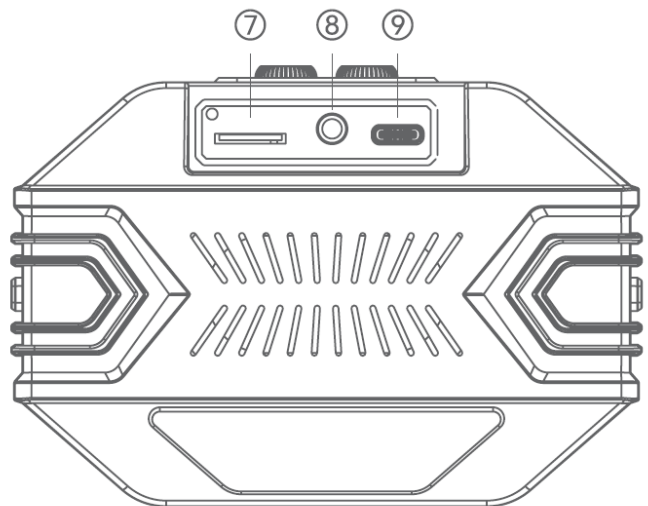
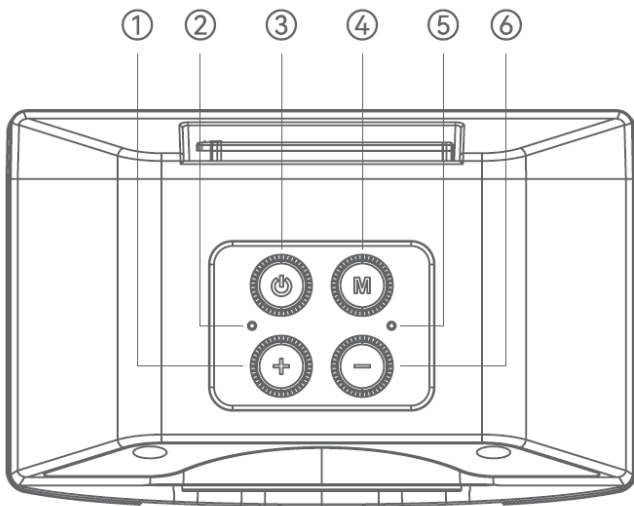
- BT name: TF-Y03
- BT version: V5.4
- Effective distance: 10m
- Horn diameter: 52mm
- Frequency response: 80Hz-18KHz
- Rated capacity of lithium battery: 3.7V / 1200mAh
- Rated power: 5W
- Charging time: ≈2 hours
- Usage time: ≈5 hours
- Waterproof level: IPX5

## TIPS

1. Except for the operation methods specifically marked in the manual, do not try to disassemble or replace any parts in the product.
2. Do not put the product in the water or any others liquid, the product is not waterproof.
3. If any liquid accidentally enters the product, please disconnect and remove the product immediately.
4. To avoid electric shock, please make sure that there is no water on your hands when installing or uninstalling the product.
5. Do not put the product near a heat source or directly expose it to a fire source.
6. Do not put the product in an environment with strong electromagnetic force, otherwise it will cause product malfunction.


## Product diagram

1. Volume up/ Next song
2. BT indicator light
3. Power on/off
4. Mode
5. Charging indicator light
6. Volume down/ Previous song
7. TF card slot
8. AUX socket
9. Type-C charging socket



## Keys and functions


 <ul style="list-style-type: none"> <li>--- Long press for 3 seconds: Power on / off</li> <li>--- Short press: Play / pause</li> <li>--- Double click: TWS pairing</li> </ul>	<ul style="list-style-type: none"> <li>--- Long press for 3 seconds: N / A</li> <li>--- Short press: Mode switching</li> <li>--- Double click: Clear the pairing (Force disconnect)</li> </ul>
 <ul style="list-style-type: none"> <li>--- Long press for 3 seconds: Next song</li> <li>--- Short press: Volume up</li> </ul>	 <ul style="list-style-type: none"> <li>--- Long press for 3 seconds: Previous song</li> <li>--- Short press: Volume down</li> </ul>

When the speaker is not in use, long press the “  ” key to power off to prevent power loss.

Low power alarm and automatic shutdown function: When the battery power is less than 10%, the speaker will sound a prompt tone, and the speaker should be charged in time. When the battery power is less than 3%, the speaker will automatically shutdown.

## Product operation instructions

### BT mode

- Turn on the speaker: Long press the  key for about 3 seconds to power on, the prompt sound will sound, and the blue light will flash quickly.
- BT connection: Open the BT settings of the smart device, search for the BT name TF-Y03 and click connect, the prompt sound will sound after the BT connection is successful, and the blue light stays on. When you use the speaker again, turn on the speaker and smart device BT, and it will automatically connect back.
- BT automatic connection function: After the BT connection is successful, BT will be automatically disconnected when the effective distance is exceeded, and after returning to the effective distance, the BT speaker and the smart device BT will be automatically connected.

### TWS mode

When any two speakers of the same model are powered on, double click the key of one of the speakers to enter TWS pairing, and establish a TWS connection within 15 seconds, the prompt sound will sound after the TWS connection is successful. Double click the key of one of the speakers to exit TWS mode.

### Indicator light status

- BT indicator light The blue light flash quickly when BT is paired, the blue light stays on when BT is connected, and the blue light flash slowly when playing music.
- Charging indicator light The red light stays on when charging, and the red light goes out when fully charged.

## Common problems and solutions

Problem	Solution
Unable to power on	Check whether the built-in battery of the speaker is charged
Connection pairing failed many times	Power off the speaker and restart it or require password: 0000
The music plays staccato	Whether the connection distance is out of range or whether there is an obstacle between the speaker and the phone
Play without sound	Check whether the speaker is at its lowest volume
The power light is not on	Check whether the charging port is plugged in

## Warranty Statement

### Disclaimer

This user manual does not have any form of guarantee, position expression or other implication. The products, specifications and information mentioned in this user manual are for reference only, and the content will also be updated on the web at any time without additional separate notice.

### Warranty statement

The product attached to this document is guaranteed as follows: If the product is twelve (12) months from the date of purchase ("Warranty Period"), under normal conditions of use due to quality defects damaged, can be repaired, free repair; free replacement if the manufacturer confirms that it cannot be repaired; repaired or replaced product, continue to enjoy the warranty during the remaining warranty period (the shortest not less than 30 days). The date of purchase is subject to the date of the sales invoice, if the date of purchase cannot be determined, the warranty period shall be thirteen (13) months from the date of production. If you apply for a warranty, please call the product service hotline first and execute it in the manner instructed by us. When applying for warranty, you need to provide an accurate, complete and clearly filled out valid sales invoice.

### The above guarantee does not apply to the following situations:


1. Exceeding the validity period of three guarantees;
2. Altering the warranty card, the product code does not match the product body;
3. Failure or damage caused by misuse, abuse or improper transportation, use, maintenance or storage;
4. Failure or damage caused by force majeure (such as earthquake, war, fire, etc.) or accidents;
5. Zipper and tower buckle are damaged due to excessive force;
6. Disconnection or tearing caused by excessive load;
7. Any damage caused by sharp objects;
8. Products with signs of burning or flooding;
9. Damage caused by unauthorized disassembly;
10. Aging, discoloration, abrasion, rupture and other losses that occur during the normal use of the product;
11. If the original identification label of the product is changed or damaged, this guarantee will become invalid.

The completeness and appearance of the product and accompanying materials are not within the scope of the guarantee. You should inspect the product on the spot when you receive it and raise objections to any discrepancies.

The above guarantees are all guarantees we make regarding the products, and are only applicable in Chinese

Mainland. Nothing In this document affects consumer rights that cannot be excluded or restricted by law.  
Service supervision hotline: [400-885-8808](tel:400-885-8808)

**Documents / Resources**

	<a href="#">TRANSFORMERS TF-Y03 Wireless Speaker</a> [pdf] Instruction Manual 2BAQF-TF-Y03, 2BAQFTFY03, TF-Y03 Wireless Speaker, TF-Y03, Wireless Speaker, Speaker
---	---

**References**

- [User Manual](#)

[Manuals+](#), [Privacy Policy](#)

This website is an independent publication and is neither affiliated with nor endorsed by any of the trademark owners. The "Bluetooth®" word mark and logos are registered trademarks owned by Bluetooth SIG, Inc. The "Wi-Fi®" word mark and logos are registered trademarks owned by the Wi-Fi Alliance. Any use of these marks on this website does not imply any affiliation with or endorsement.