

# TRANE DSK00125 Non-Fragmenting Rupture Disk Installation Guide

[Home](#) » [Trane](#) » TRANE DSK00125 Non-Fragmenting Rupture Disk Installation Guide 



## Installation Instructions Replacement, Non-Fragmenting Rupture Disk – DSK00125

### Contents

- [1 DSK00125 Non-Fragmenting Rupture Disk](#)
- [2 SAFETY WARNING](#)
- [3 Revision History](#)
- [4 Installation](#)
- [5 Documents / Resources](#)
  - [5.1 References](#)

## DSK00125 Non-Fragmenting Rupture Disk

Model Numbers: Horizon Absorption Chiller Models ABSD, ABTF, ABDA  
This document applies to service offering applications only.



### SAFETY WARNING

Only qualified personnel should install and service the equipment. The installation, starting up, and servicing of heating, ventilating, and air-conditioning equipment can be hazardous and requires specific knowledge and training.

Improperly installed, adjusted or altered equipment by an unqualified person could result in death or serious injury. When working on the equipment, observe all precautions in the literature and on the tags, stickers, and labels that

are attached to the equipment.

### **Warnings, Cautions, and Notices**

Read this manual thoroughly before operating or servicing this unit. Safety advisories appear throughout this manual as required. Your personal safety and the proper operation of this machine depend upon the strict observance of these precautions.

The three types of advisories are defined as follows:



#### **WARNING**

Indicates a potentially hazardous situation which, if not avoided, could result in death or serious injury.



#### **CAUTION**

Indicates a potentially hazardous situation which, if not avoided, could result in minor or moderate injury. It could also be used to alert against unsafe practices.

#### **NOTICE**

Indicates a situation that could result in equipment or property-damage only accidents.

### **Important Environmental Concerns**

Scientific research has shown that certain man-made chemicals can affect the earth's naturally occurring stratospheric ozone layer when released to the atmosphere. In particular, several of the identified chemicals that may affect the ozone layer are refrigerants that contain Chlorine, Fluorine and Carbon (CFCs) and those containing Hydrogen, Chlorine, Fluorine and Carbon (HCFCs). Not all refrigerants containing these compounds have the same potential impact to the environment. Trane advocates the responsible handling of all refrigerants.

### **Important Responsible Refrigerant Practices**

Trane believes that responsible refrigerant practices are important to the environment, our customers, and the air conditioning industry. All technicians who handle refrigerants must be certified according to local rules. For the USA, the Federal Clean Air Act (Section 608) sets forth the requirements for handling, reclaiming, recovering and recycling of certain refrigerants and the equipment that is used in these service procedures. In addition, some states or municipalities may have additional requirements that must also be adhered to for responsible management of refrigerants. Know the applicable laws and follow them.



#### **WARNING**

Proper Field Wiring and Grounding Required! Failure to follow code could result in death or serious injury. All field wiring **MUST** be performed by qualified personnel. Improperly installed and grounded field wiring poses **FIRE** and **ELECTROCUTION** hazards. To avoid these hazards, you **MUST** follow requirements for field wiring installation and grounding as described in NEC and your local/state/national electrical codes.



#### **WARNING**

Personal Protective Equipment (PPE) Required! Failure to wear proper PPE for the job being undertaken could result in death or serious injury. Technicians, in order to protect themselves from potential electrical, mechanical, and chemical hazards, **MUST** follow precautions in this manual and on the tags, stickers, and labels, as well as the instructions below:

- Before installing/servicing this unit, technicians **MUST** put on all PPE required for the work being undertaken (Examples; cut resistant gloves/ sleeves, butyl gloves, safety glasses, hard hat/bump cap, fall protection, electrical PPE and arc flash clothing). **ALWAYS** refer to appropriate Safety Data Sheets (SDS) and OSHA guidelines for proper PPE.
- When working with or around hazardous chemicals, **ALWAYS** refer to the appropriate SDS and OSHA/GHS (Global Harmonized System of Classification and Labeling of Chemicals) guidelines for information on allowable personal exposure levels, proper respiratory protection and handling instructions.

- If there is a risk of energized electrical contact, arc, or flash, technicians **MUST** put on all PPE in accordance with OSHA, NFPA 70E, or other countryspecific requirements for arc flash protection, **PRIOR** to servicing the unit. **NEVER PERFORM ANY SWITCHING, DISCONNECTING, OR VOLTAGE TESTING WITHOUT PROPER ELECTRICAL PPE AND ARC FLASH CLOTHING. ENSURE ELECTRICAL METERS AND EQUIPMENT ARE PROPERLY RATED FOR INTENDED VOLTAGE.**



## **WARNING**

Follow EHS Policies!

Failure to follow instructions below could result in death or serious injury.

- All Trane personnel must follow the company's Environmental, Health and Safety (EHS) policies when performing work such as hot work, electrical, fall protection, lockout/tagout, refrigerant handling, etc. Where local regulations are more stringent than these policies, those regulations supersede these policies.
- Non-Trane personnel should always follow local regulations.

## **Copyright**

This document and the information in it are the property of Trane, and may not be used or reproduced in whole or in part without written permission. Trane reserves the right to revise this publication at any time, and to make changes to its content without obligation to notify any person of such revision or change.

## **Trademarks**

All trademarks referenced in this document are the trademarks of their respective owners.

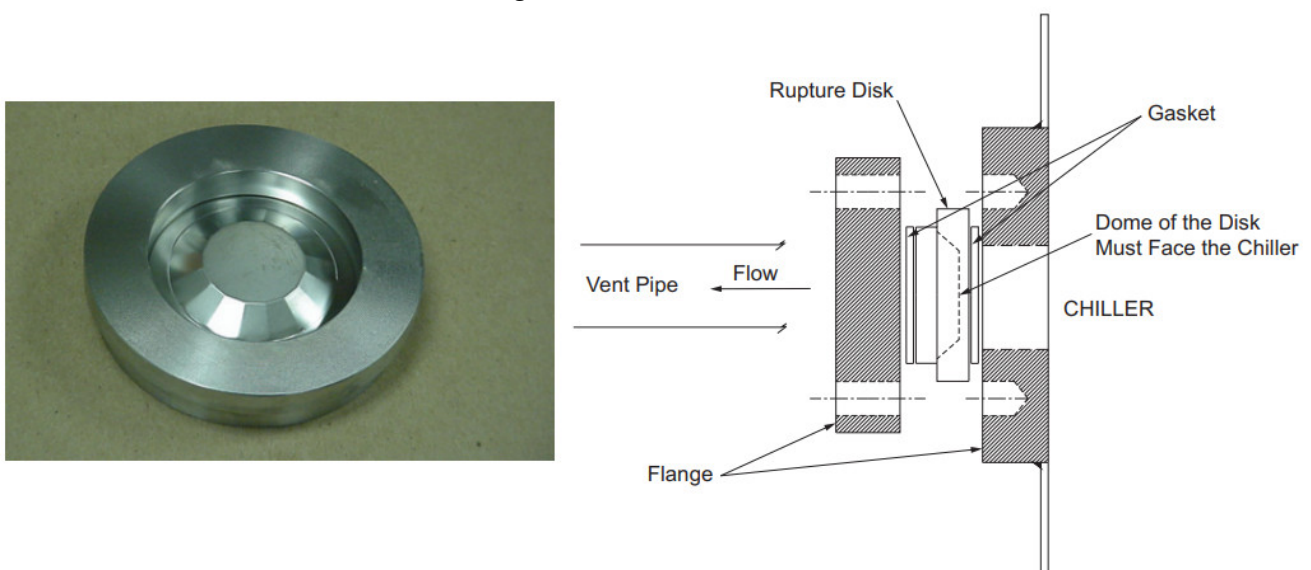
## **Revision History**

Document updated to reflect Service Offering number.

## **Installation**

When installing a replacement, non-fragmenting, metal rupture disk, the dome of the disk must be facing the chiller. See Figure 1, p. 2 for details.

**Figure 1. Disk orientation**



indoor environments for commercial and residential applications. For more information, please visit [trane.com](https://trane.com) or [tranetechnologies.com](https://tranetechnologies.com).

Trane has a policy of continuous product and product data improvement and reserves the right to change design and specifications without notice. We are committed to using environmentally conscious print practices.

SO-SVN014A-EN 31 Aug 2023

Supersedes PART-SVN22B-EN (Aug 2020)

©2023 Trane



August 2023  
**SO-SVN014A-EN**  
©2023 Trane



**Documents / Resources**

	<p><a href="#"><b>TRANE DSK00125 Non-Fragmenting Rupture Disk</b></a> [pdf] Installation Guide ABSD, ABTF, ABDA, DSK00125, DSK00125 Non-Fragmenting Rupture Disk, Non-Fragmenting Rupture Disk, Rupture Disk, Disk</p>
---	--

**References**

-  [Trane Heating & Air Conditioning](#)
-  [Trane Technologies | A Leader in Climate and Sustainability](#)